



US00D662455S

(12) **United States Design Patent**
Corsi et al.

(10) **Patent No.:** **US D662,455 S**
(45) **Date of Patent:** **** Jun. 26, 2012**

(54) **PNEUMATIC TIRE**

(75) Inventors: **Patrick Corsi**, Thuret (FR); **Jonathan Lejeune**, Chamalieres (FR)

(73) Assignees: **Societe de Technologie Michelin**, Clermont-Ferrand (FR); **Michelin Recherche et Technique S.A.**, Granges-Paccot (CH)

(**) Term: **14 Years**

(21) Appl. No.: **29/394,194**

(22) Filed: **Jun. 14, 2011**

(30) **Foreign Application Priority Data**

Dec. 14, 2010 (FR) 10 6292

(51) **LOC (9) Cl.** **12-15**

(52) **U.S. Cl.** **D12/588**

(58) **Field of Classification Search** D12/568-603,
D12/900-901, 551-555; 152/209.1-209.9,
152/209.11-209.19, 209.21-209.28, 455
See application file for complete search history.

(56) **References Cited**

U.S. PATENT DOCUMENTS

- D308,188 S 5/1990 Hinrichsen et al.
- D315,124 S 3/1991 Baus
- D316,692 S 5/1991 Fukumoto
- D370,439 S 6/1996 Feider et al.
- D383,712 S 9/1997 Scheuren et al.
- D402,943 S 12/1998 Albert et al.
- D488,770 S * 4/2004 Sundkvist et al. D12/588
- D531,572 S * 11/2006 Schmalix et al. D12/588

- D558,665 S * 1/2008 Suzuki D12/588
- D583,311 S * 12/2008 Bonko et al. D12/588
- D615,481 S * 5/2010 Gommez D12/588
- D616,356 S * 5/2010 Ohara D12/588
- D628,146 S * 11/2010 Bachtel et al. D12/588
- D628,955 S 12/2010 Toumni et al.
- D637,143 S * 5/2011 Ohara D12/588
- D642,974 S * 8/2011 Koshio D12/600
- D647,040 S * 10/2011 Mathonet et al. D12/588
- D647,466 S * 10/2011 Martin D12/588
- D647,467 S * 10/2011 Bonhomme et al. D12/588

* cited by examiner

Primary Examiner — Stacia Cadmus

(74) *Attorney, Agent, or Firm* — Buchanan Ingersoll & Rooney PC

(57) **CLAIM**

The ornamental design for a pneumatic tire, as shown and described.

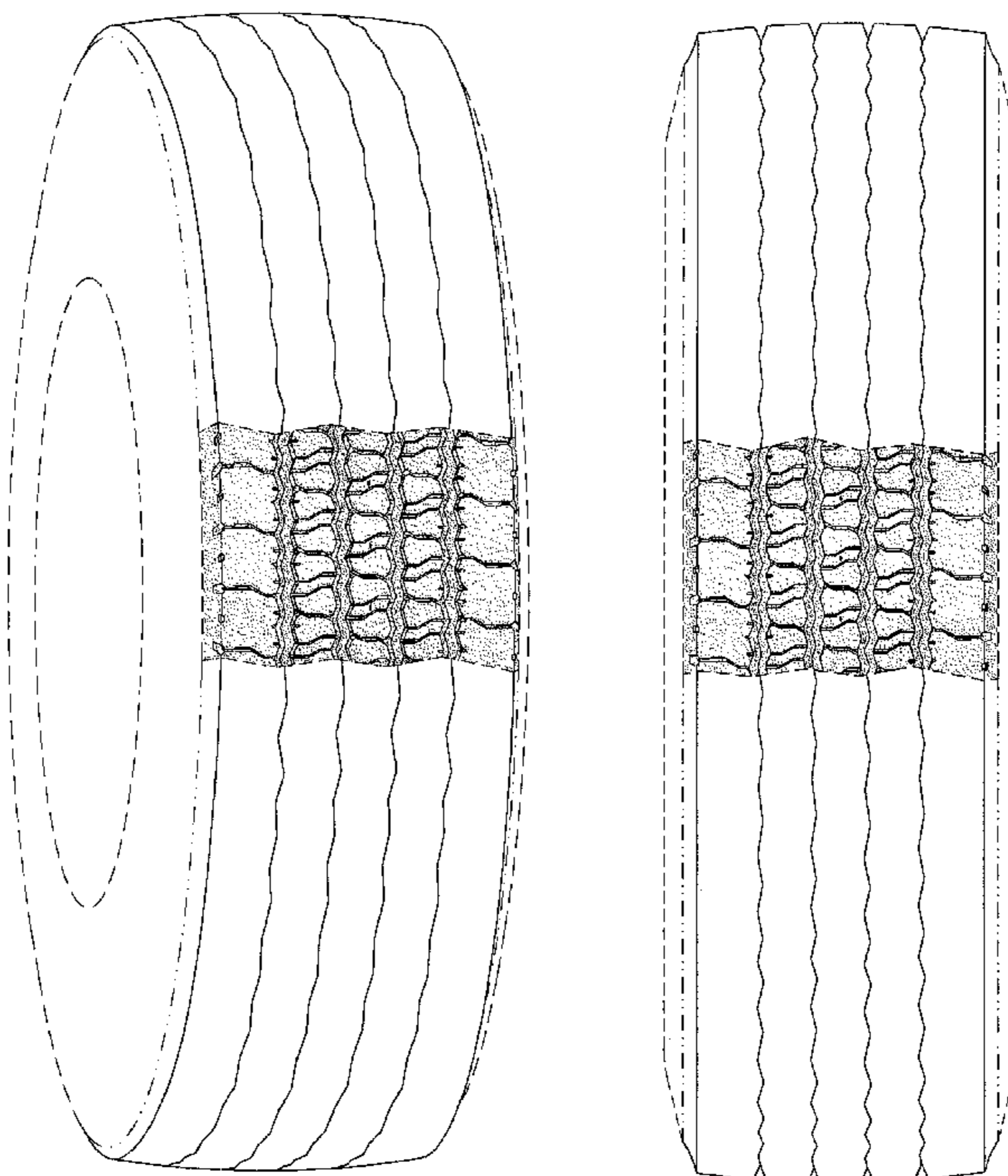
DESCRIPTION

FIG. 1 is a perspective view of a pneumatic tire. FIG. 2 is a front elevational view thereof; and, FIG. 3 is a right side elevational view, the left side being a mirror image thereof.

In the drawings, the broken lines defining the sidewall, inner bead and the unclaimed sidewall depict environmental subject matter that forms no part of the claimed design. The dash-dot lines represent the peripheral boundary between the claimed tire tread and unclaimed sidewall.

The tread pattern is understood to repeat uniformly throughout the circumference of the tire, as shown schematically in solid lines.

1 Claim, 3 Drawing Sheets



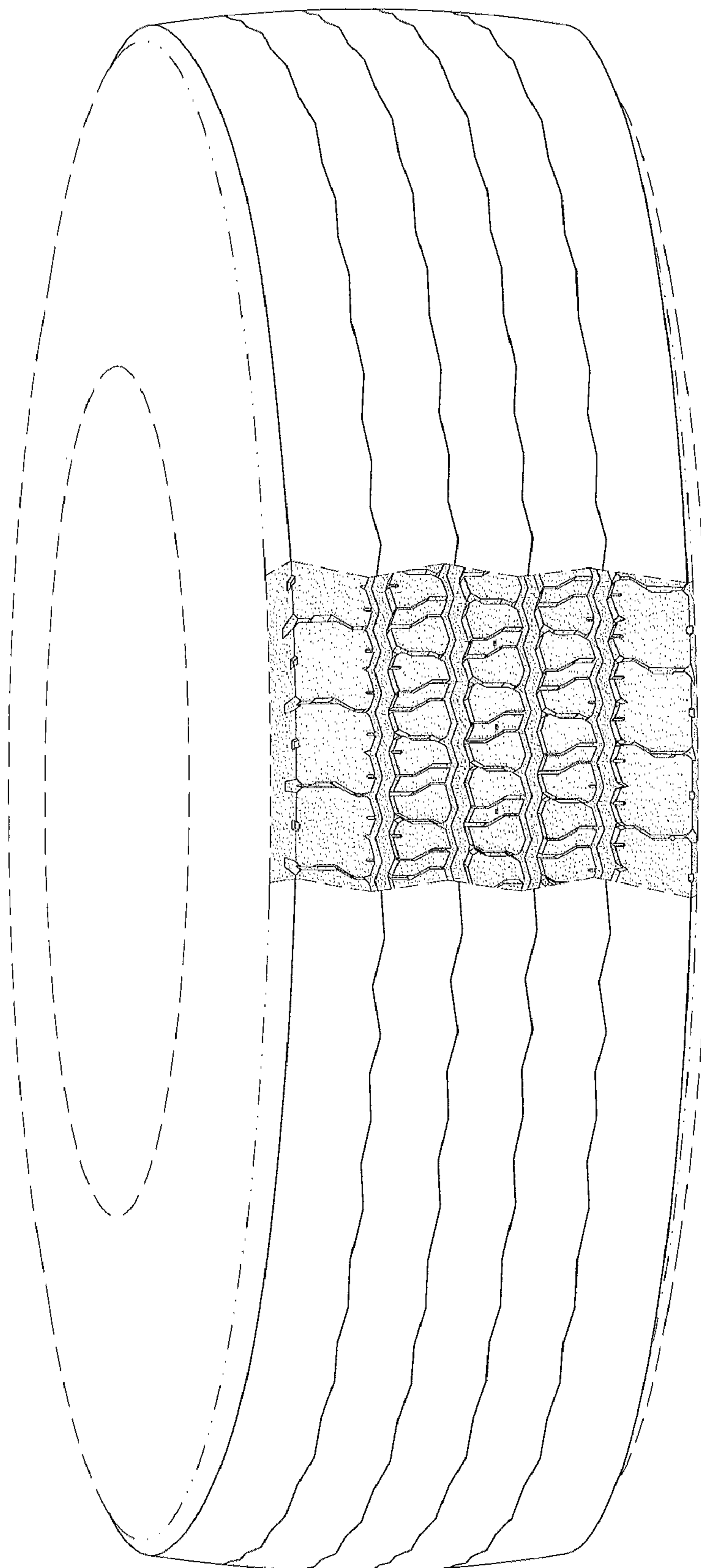


FIG. 1

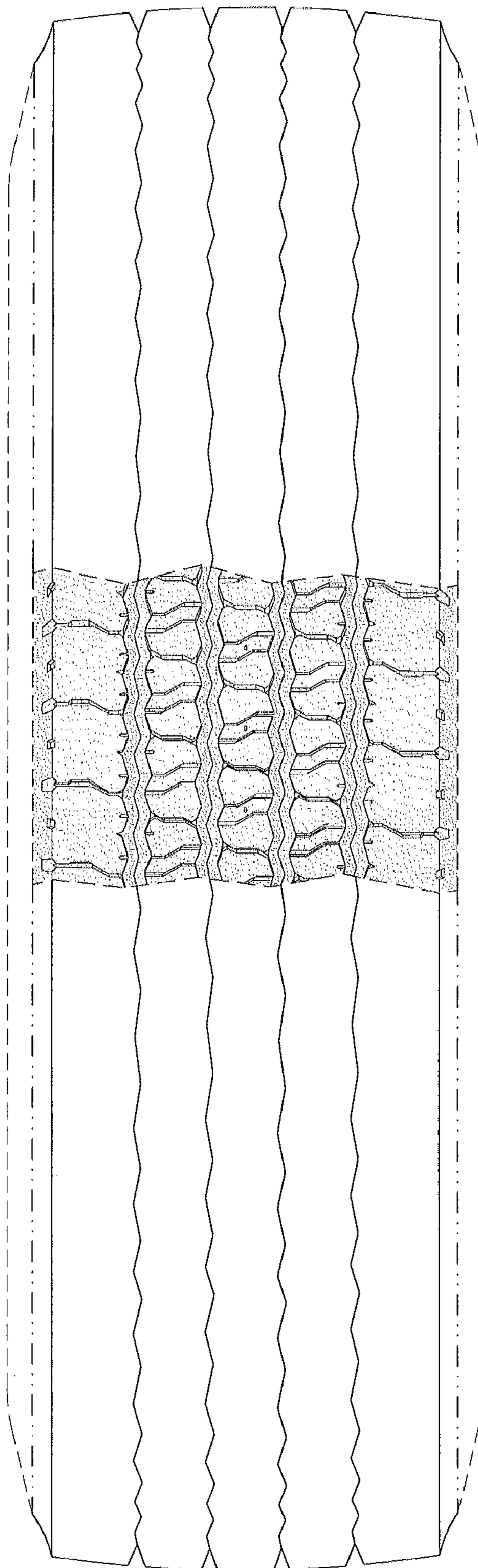


FIG. 2




FIG. 3