



US00D662437S

(12) **United States Design Patent**
Verdeille

(10) **Patent No.:** **US D662,437 S**
(45) **Date of Patent:** **** Jun. 26, 2012**

- (54) **RING**
- (75) Inventor: **Nathalie Verdeille**, Paris (FR)
- (73) Assignee: **Cartier Creation Studio SA**, Geneva (CH)
- (**) Term: **14 Years**
- (21) Appl. No.: **29/374,520**
- (22) Filed: **Aug. 25, 2011**
- (30) **Foreign Application Priority Data**
Feb. 28, 2011 (WO) DM/075 626
- (51) **LOC (9) Cl.** **11-01**
- (52) **U.S. Cl.** **D11/34**
- (58) **Field of Classification Search** D11/26-39,
D11/3; 63/1.11, 3, 3.1, 3.2, 15, 15.1, 15.2,
63/15.3, 15.4, 15.45, 15.5
See application file for complete search history.

D542,695 S *	5/2007	Schweizer	D11/34
D579,372 S *	10/2008	Bulgari	D11/35
D584,184 S *	1/2009	Dholakiya	D11/91
D587,159 S *	2/2009	Dholakiya	D11/91
D597,438 S *	8/2009	Bulgari	D11/35
D633,409 S *	3/2011	Grosser-Samuels	D11/91
D647,419 S *	10/2011	Wong	D11/34
D650,307 S *	12/2011	Roehl et al.	D11/91
D650,308 S *	12/2011	Roehl et al.	D11/91

* cited by examiner

Primary Examiner — Cathron Brooks
Assistant Examiner — Melanie Pellegrini
(74) *Attorney, Agent, or Firm* — Clifford W. Browning;
Krieg DeVault LLP

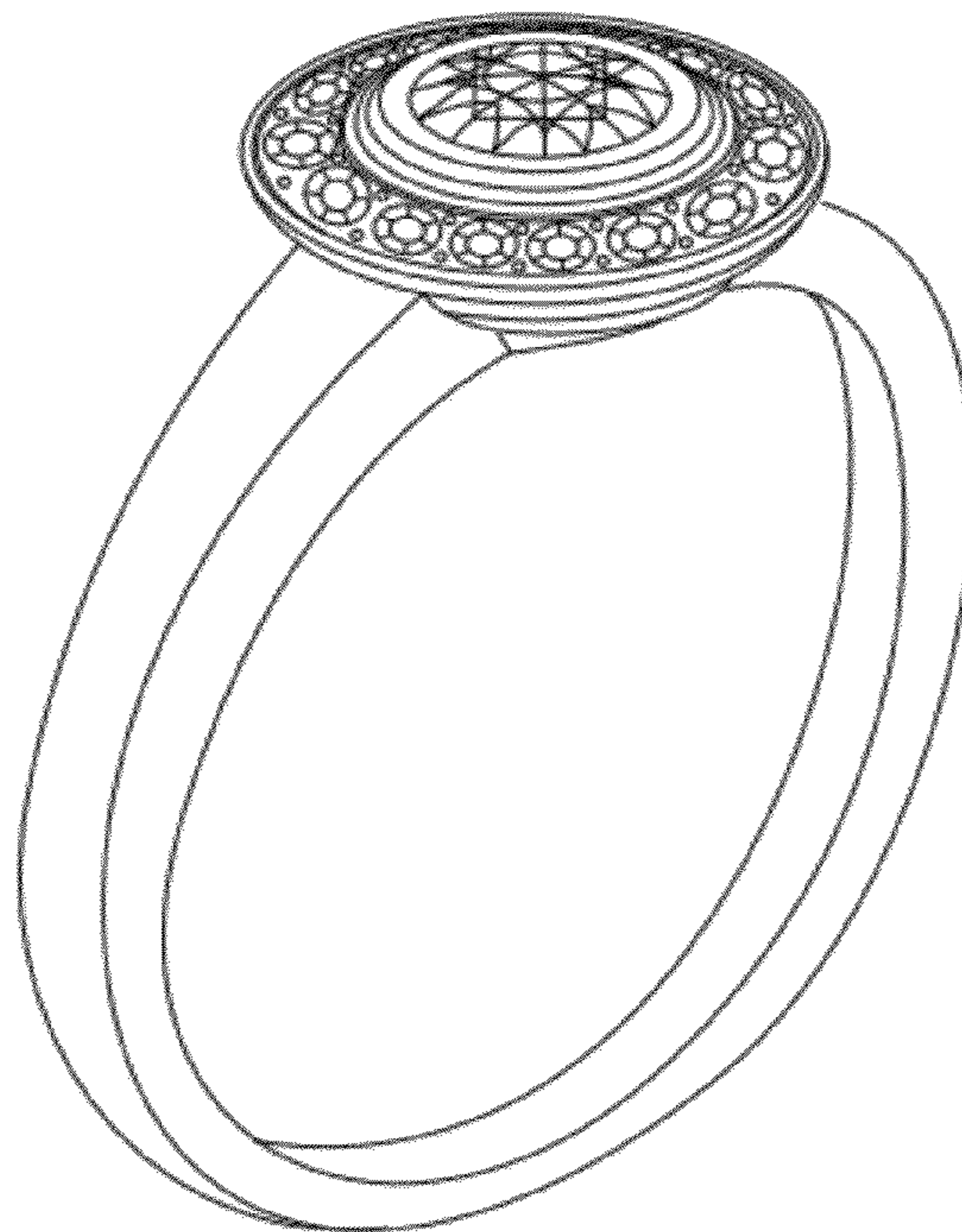
- (56) **References Cited**
U.S. PATENT DOCUMENTS
D182,205 S * 2/1958 Schreiber D11/34
3,835,664 A * 9/1974 Nesbit D11/35
5,375,434 A * 12/1994 Wertheimer et al. 63/15
D418,446 S * 1/2000 Chia et al. D11/93
D423,981 S * 5/2000 Chia et al. D11/93
D534,828 S * 1/2007 Woodyard D11/35

(57) **CLAIM**
The ornamental design for a ring, as shown and described.

DESCRIPTION

FIG. 1 is a front view of the ring of the present invention.
FIG. 2 is a back view of the ring of FIG. 1.
FIG. 3 is a right side view of the ring of FIG. 1.
FIG. 4 is a left side view of the ring of FIG. 1.
FIG. 5 is a top view of the ring of FIG. 1.
FIG. 6 is a bottom view of the ring of FIG. 1; and,
FIG. 7 is a perspective view of the ring of FIG. 1.
The broken lines shown on the bottom surface of the gemstone in the drawings represent portions of the Ring that form no part of the claimed design.

1 Claim, 2 Drawing Sheets



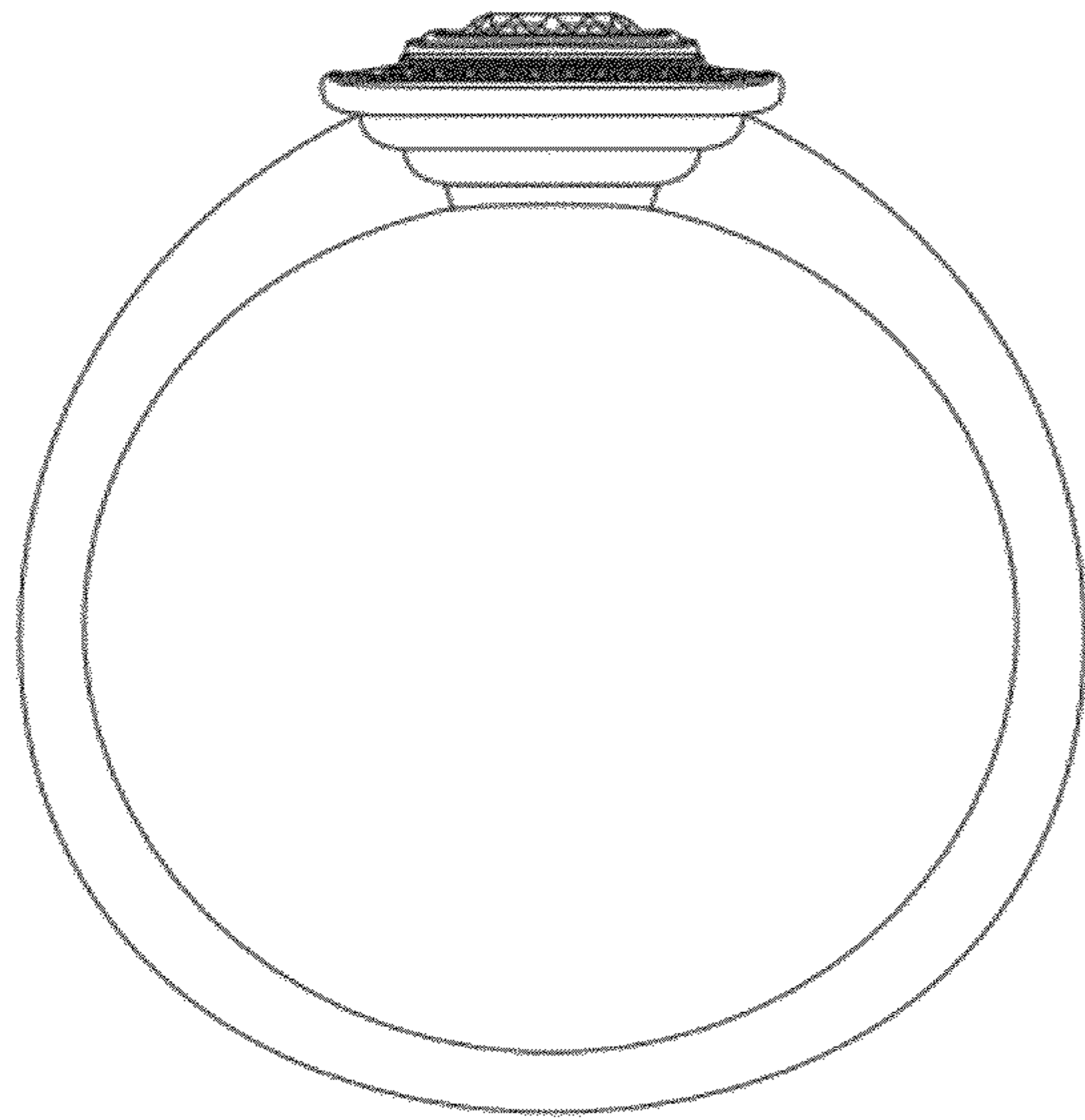


Fig. 1

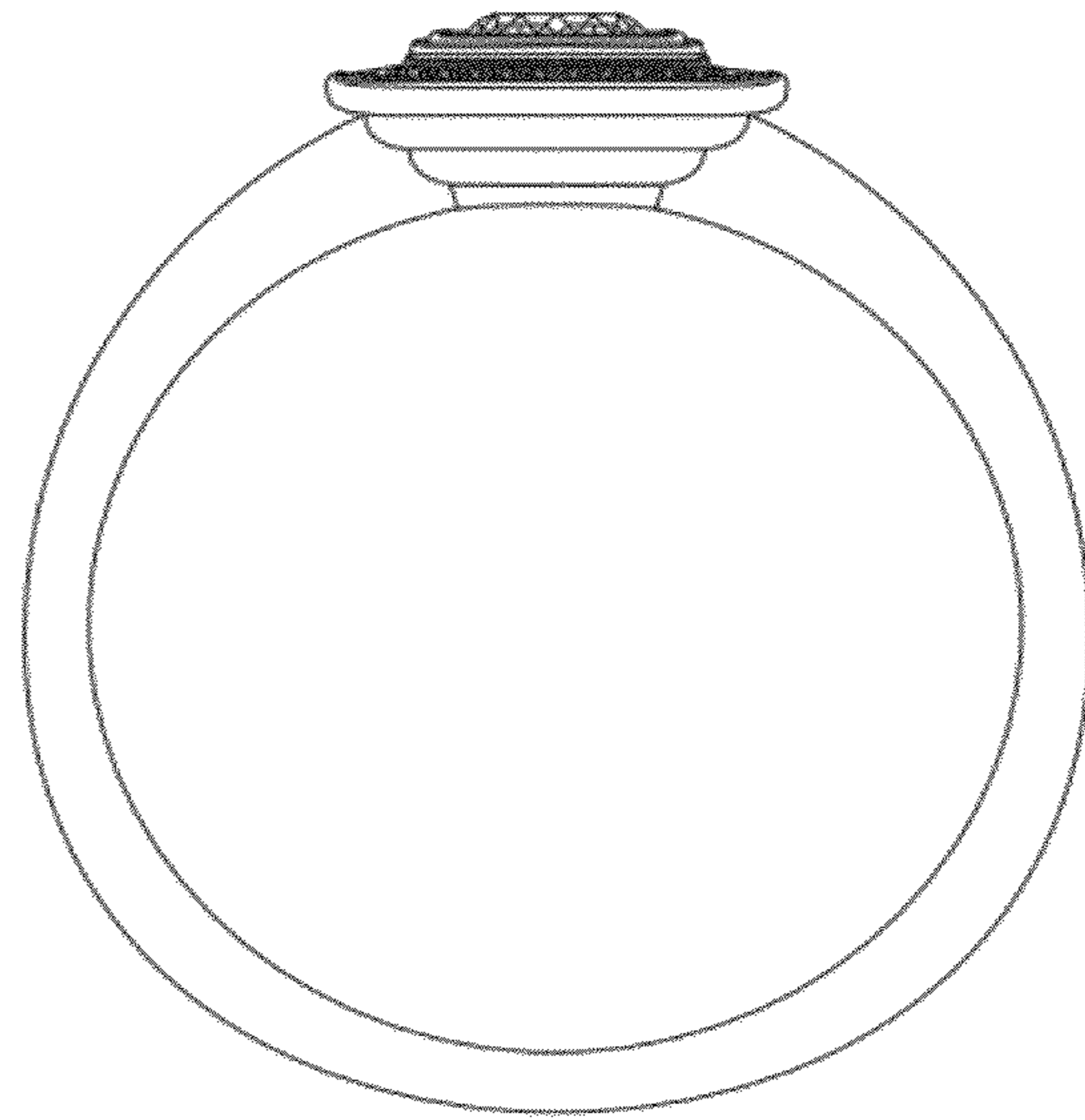


Fig. 2

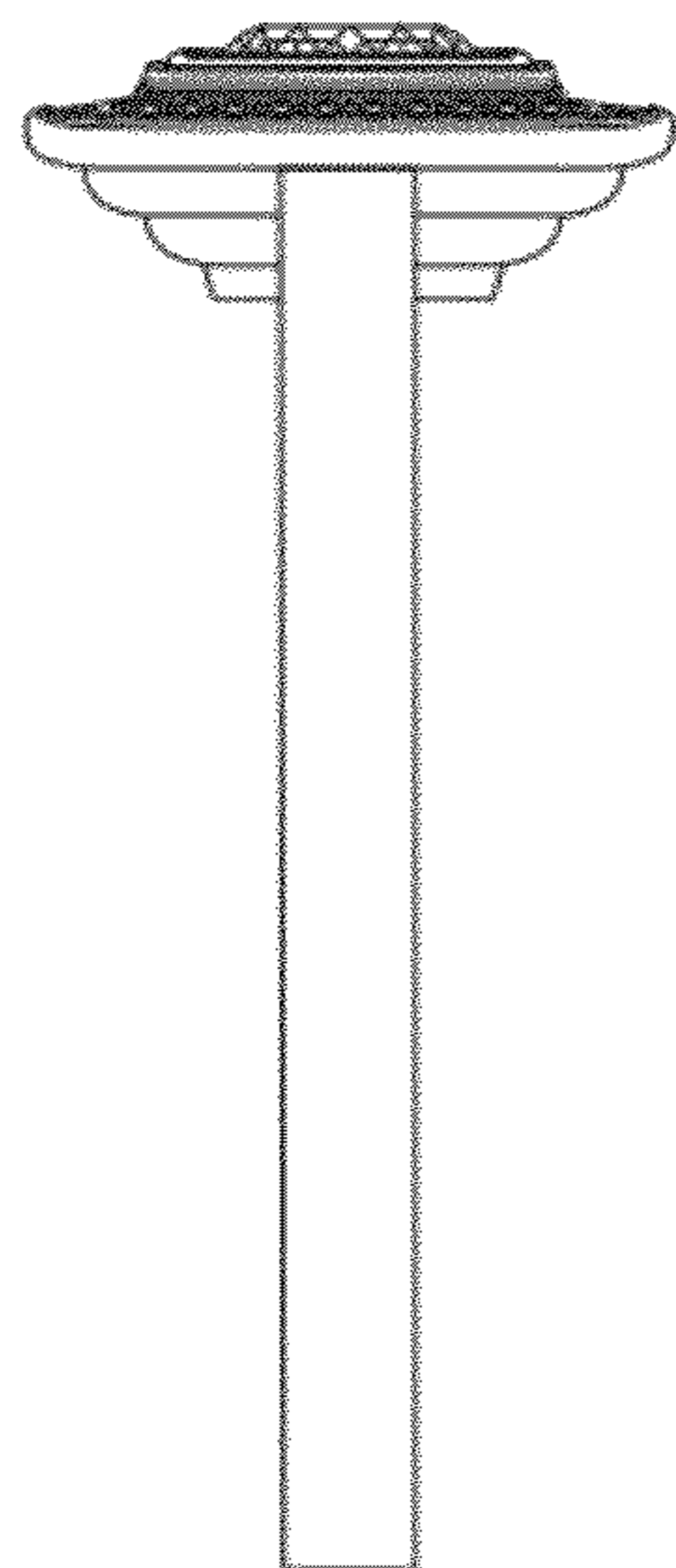


Fig. 3




Fig. 4




Fig. 5

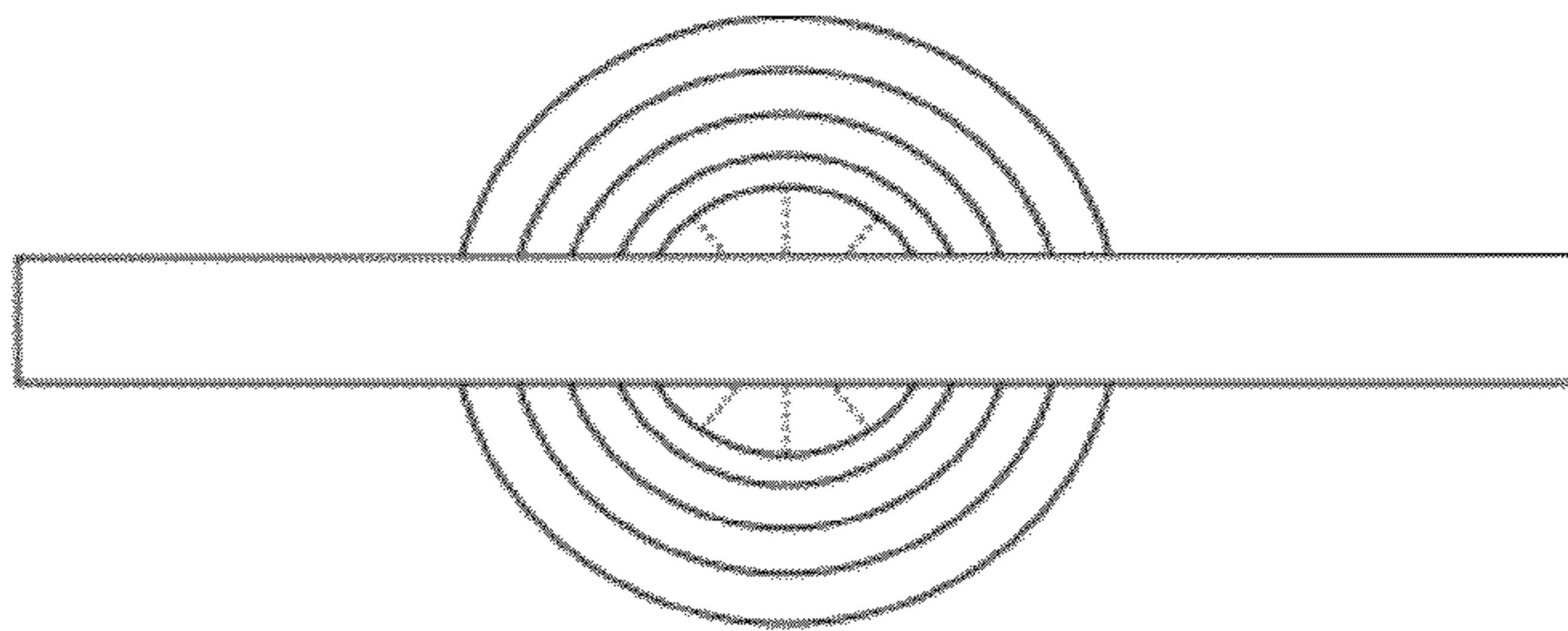


Fig. 6

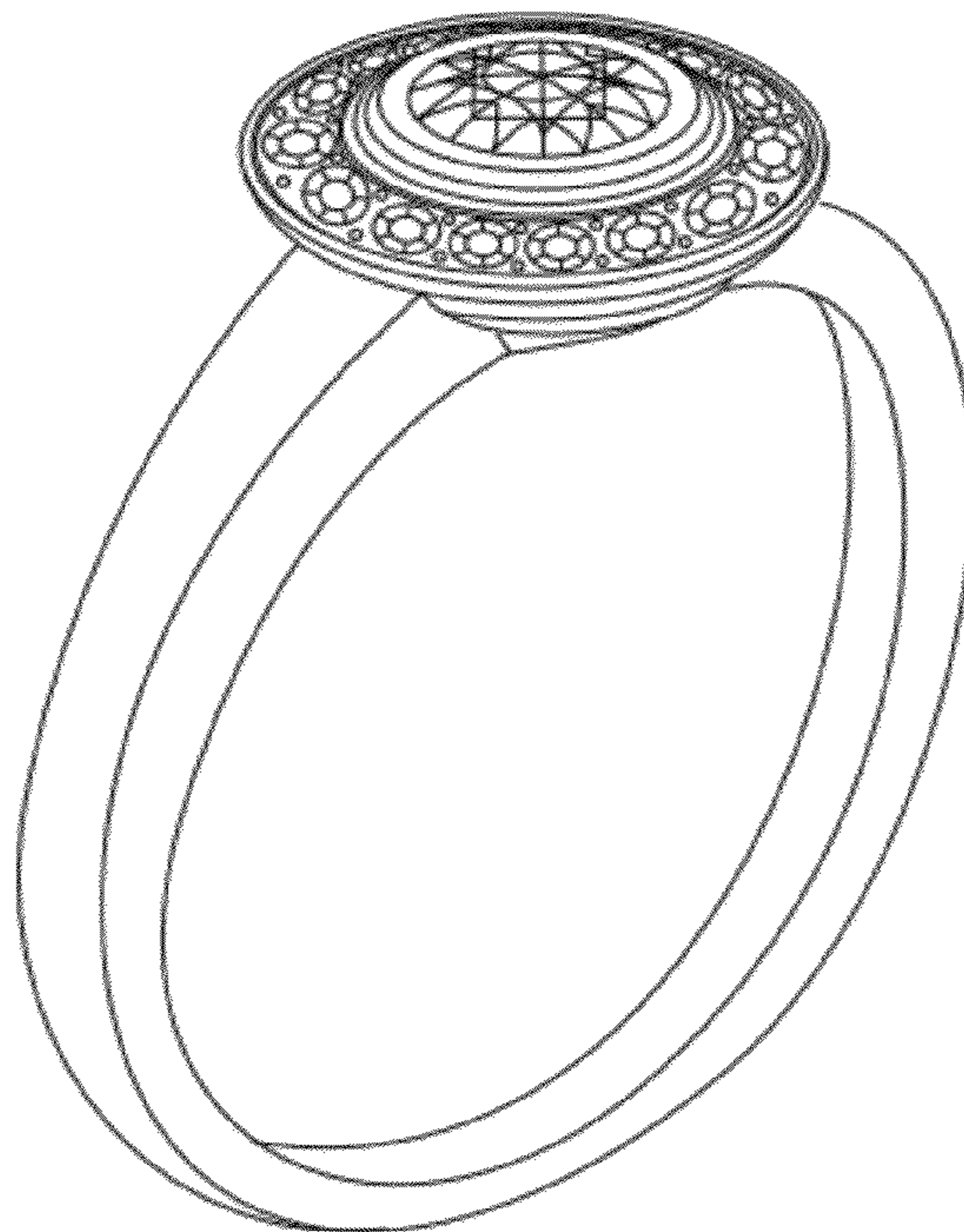


Fig. 7