



US00D662414S

(12) **United States Design Patent**
Graham et al.

(10) **Patent No.:** **US D662,414 S**
(45) **Date of Patent:** **** Jun. 26, 2012**

(54) **LABEL ARTWORK**

(75) Inventors: **Josie Leigh Graham**, Cincinnati, OH (US); **Kartika Amber Huston**, Fort Wright, KY (US)

(73) Assignee: **The Gillette Company**, Boston, MA (US)

(**) Term: **14 Years**

(21) Appl. No.: **29/404,875**

(22) Filed: **Oct. 26, 2011**

Related U.S. Application Data

(62) Division of application No. 29/381,498, filed on Dec. 20, 2010, now Pat. No. Des. 649,875.

(51) **LOC (9) Cl.** **09-07**

(52) **U.S. Cl.** **D9/434**

(58) **Field of Classification Search** D9/682,
D9/600, 457, 454, 441, 434, 432, 430, 415,
D9/414, 418, 704, 552, 551, 669, 750; D11/95;
D5/56; D20/40, 36, 28, 27, 26, 22, 11; D14/492,
D14/489, 486; 715/976, 840, 764, 715; 229/923,
229/922, 87.19, 116.5, 116.1, 100; 220/694,
220/376

See application file for complete search history.

(56) **References Cited**

U.S. PATENT DOCUMENTS

D81,676 S * 7/1930 Webber D9/432
(Continued)

Primary Examiner — Susan Bennett Hattan

(74) *Attorney, Agent, or Firm* — Ronald T. Sia; Kevin C. Johnson; Steven W. Miller

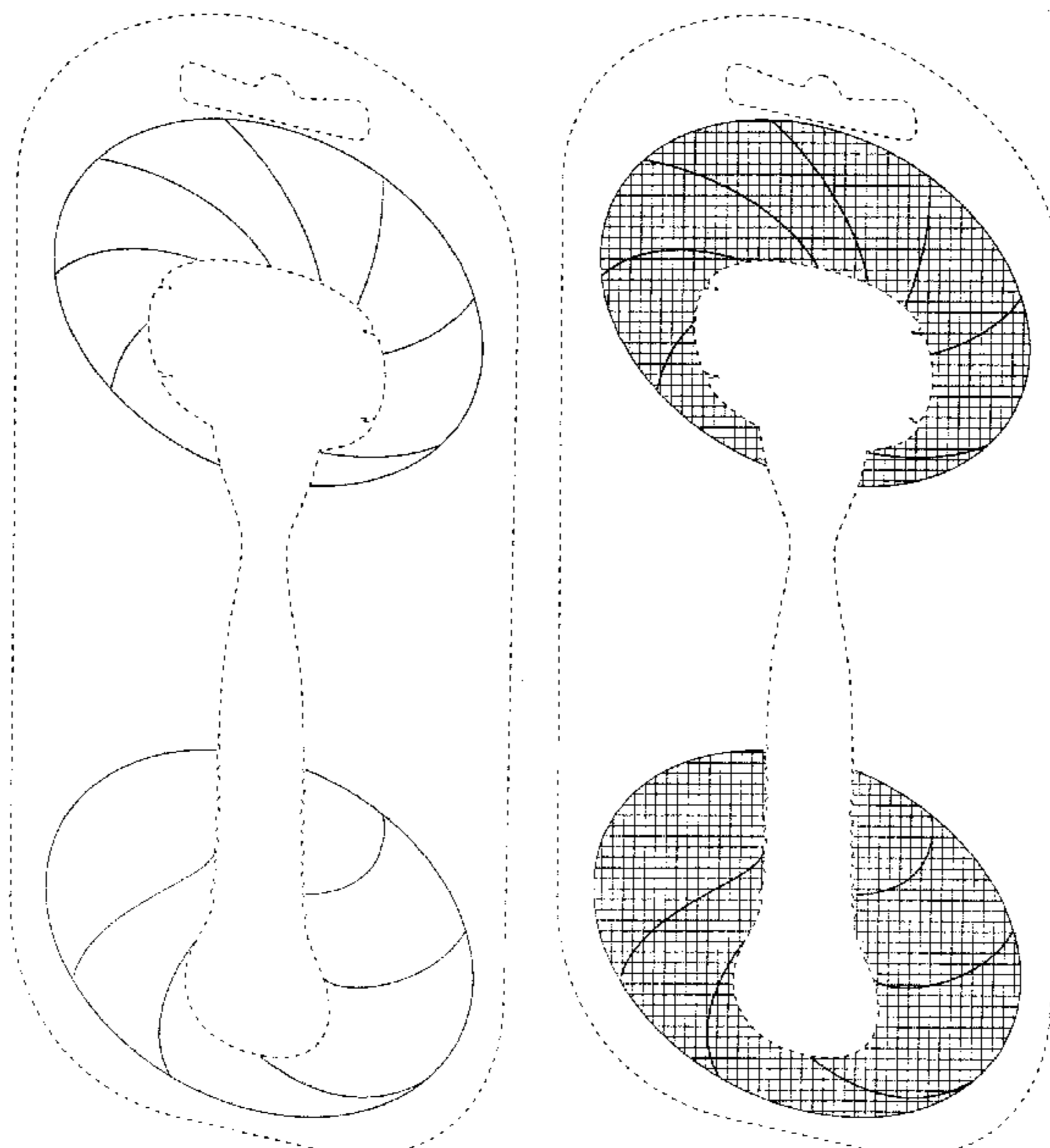
(57) **CLAIM**

The ornamental design for a label artwork, as shown and described.

DESCRIPTION

FIG. 1 is an elevated perspective view of a label artwork in accordance with the present invention;
FIG. 2 is a frontal planar view of a label artwork in accordance with the present invention, as shown in FIG. 1;
FIG. 3 is back planar view of a label artwork in accordance with the present invention, as shown in FIG. 1;
FIG. 4 is right side view of a label artwork in accordance with the present invention, as shown in FIG. 1;
FIG. 5 is a left side view of a label artwork in accordance with the present invention, as shown in FIG. 1;
FIG. 6 is a top side view of a label artwork in accordance with the present invention, as shown in FIG. 1;
FIG. 7 is a bottom side view of a label artwork in accordance with the present invention, as shown in FIG. 1;
FIG. 8 is an elevated perspective view of a label artwork in accordance with the present invention, wherein crosshatching has been used to represent a gold and/or yellow color;
FIG. 9 is a frontal planar view of a label artwork in accordance with the present invention, as shown in FIG. 8;
FIG. 10 is back planar view of a label artwork in accordance with the present invention, as shown in FIG. 8;
FIG. 11 is right side view of a label artwork in accordance with the present invention, as shown in FIG. 8;
FIG. 12 is a left side view of a label artwork in accordance with the present invention, as shown in FIG. 8;
FIG. 13 is a top side view of a label artwork in accordance with the present invention, as shown in FIG. 8; and,
FIG. 14 is a bottom side view of a label artwork in accordance with the present invention, as shown in FIG. 8.
The broken lines shown in the drawings are for illustrative purposes only and form no part of the claimed design.

1 Claim, 8 Drawing Sheets



US D662,414 S

Page 2

U.S. PATENT DOCUMENTS

D263,800 S	4/1982	Angleman et al.		D619,601 S	7/2010	Matas	
D285,175 S	8/1986	Ewry		D620,496 S	7/2010	Matas	
D493,471 S	7/2004	McIntosh		D642,590 S *	8/2011	Jubelirer et al.	D14/489
D599,657 S *	9/2009	Bruno et al.	D9/434	D649,042 S *	11/2011	Graham et al.	D9/434
D610,920 S	3/2010	Bogdanova et al.		D651,512 S *	1/2012	Eaton et al.	D9/435

* cited by examiner

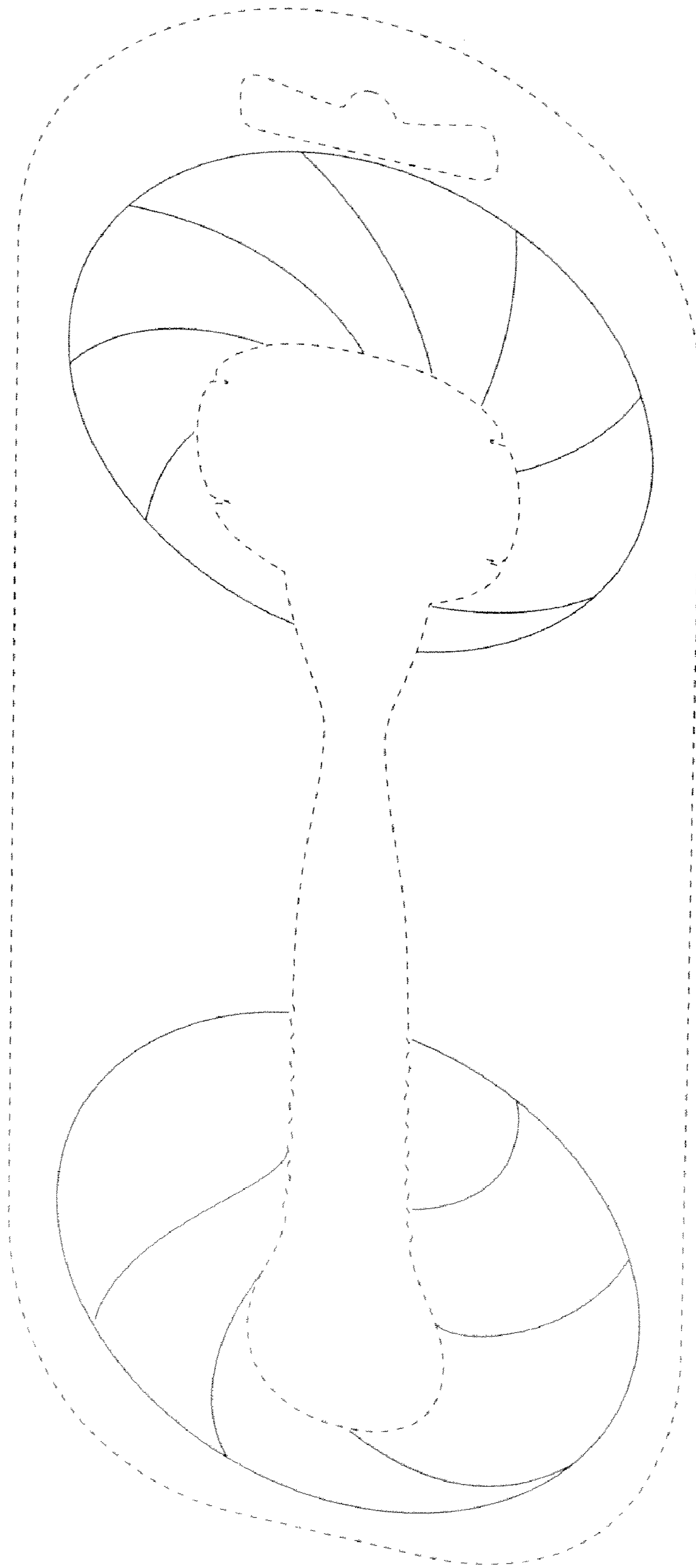


Fig. 1

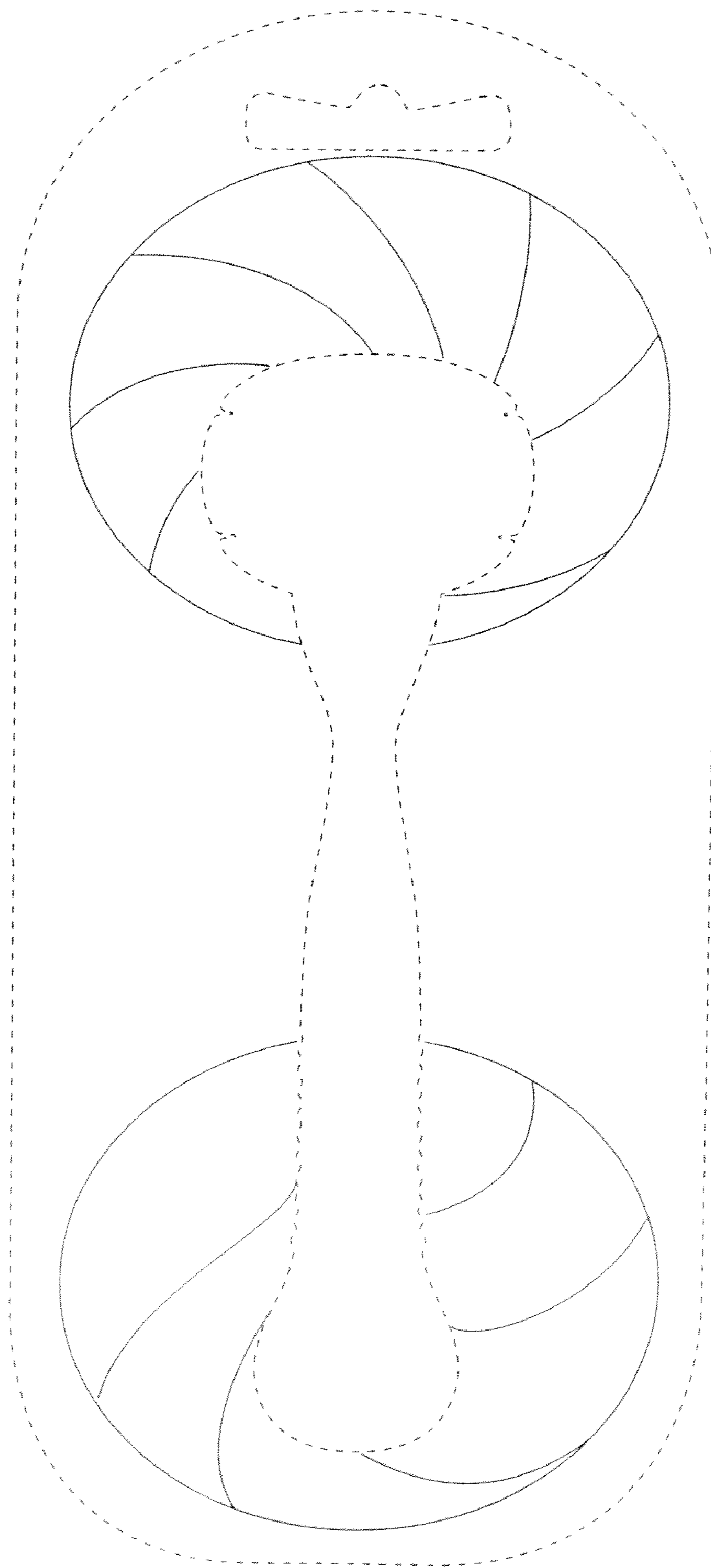


Fig. 2



Fig. 3

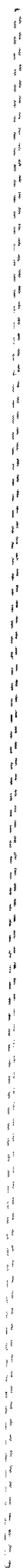


Fig. 4

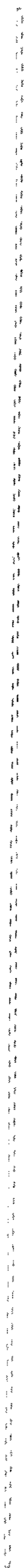


Fig. 5




Fig. 6




Fig. 7

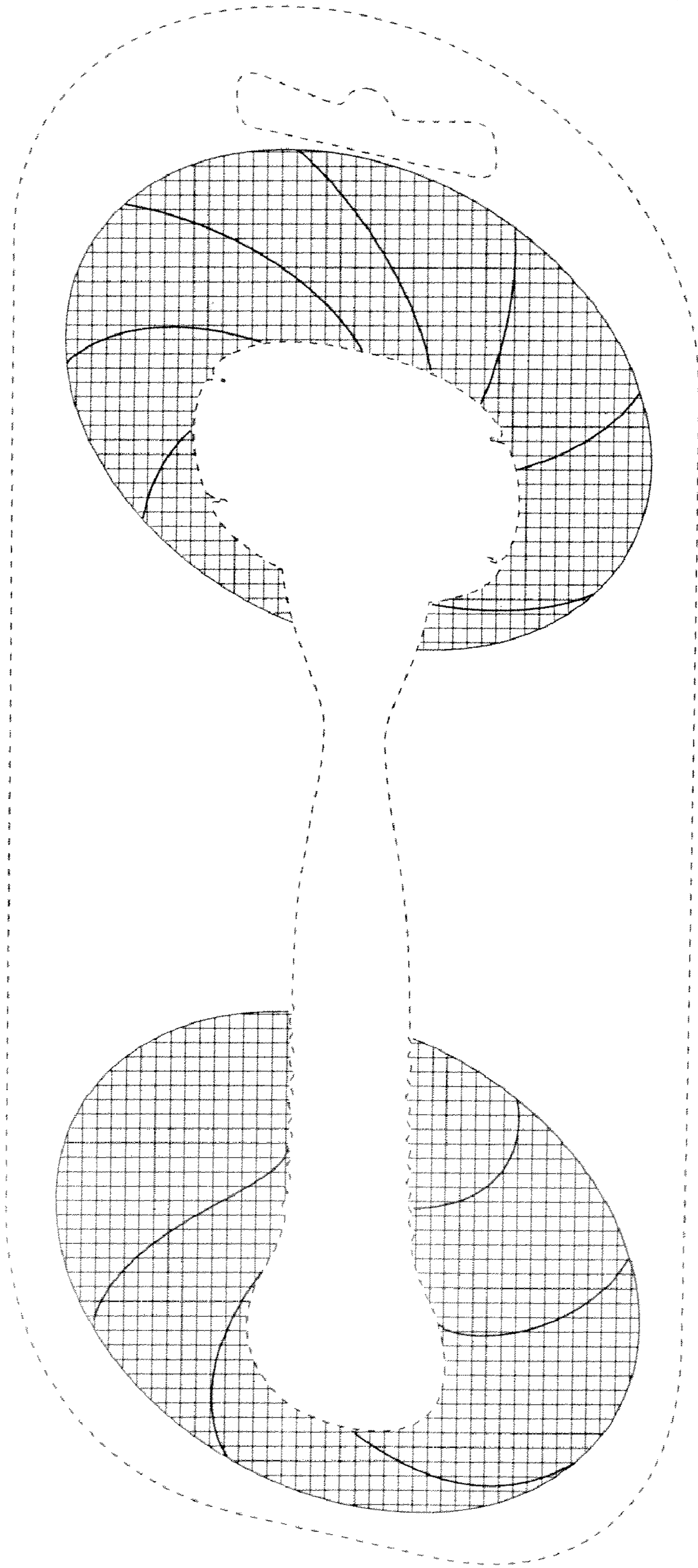


Fig. 8

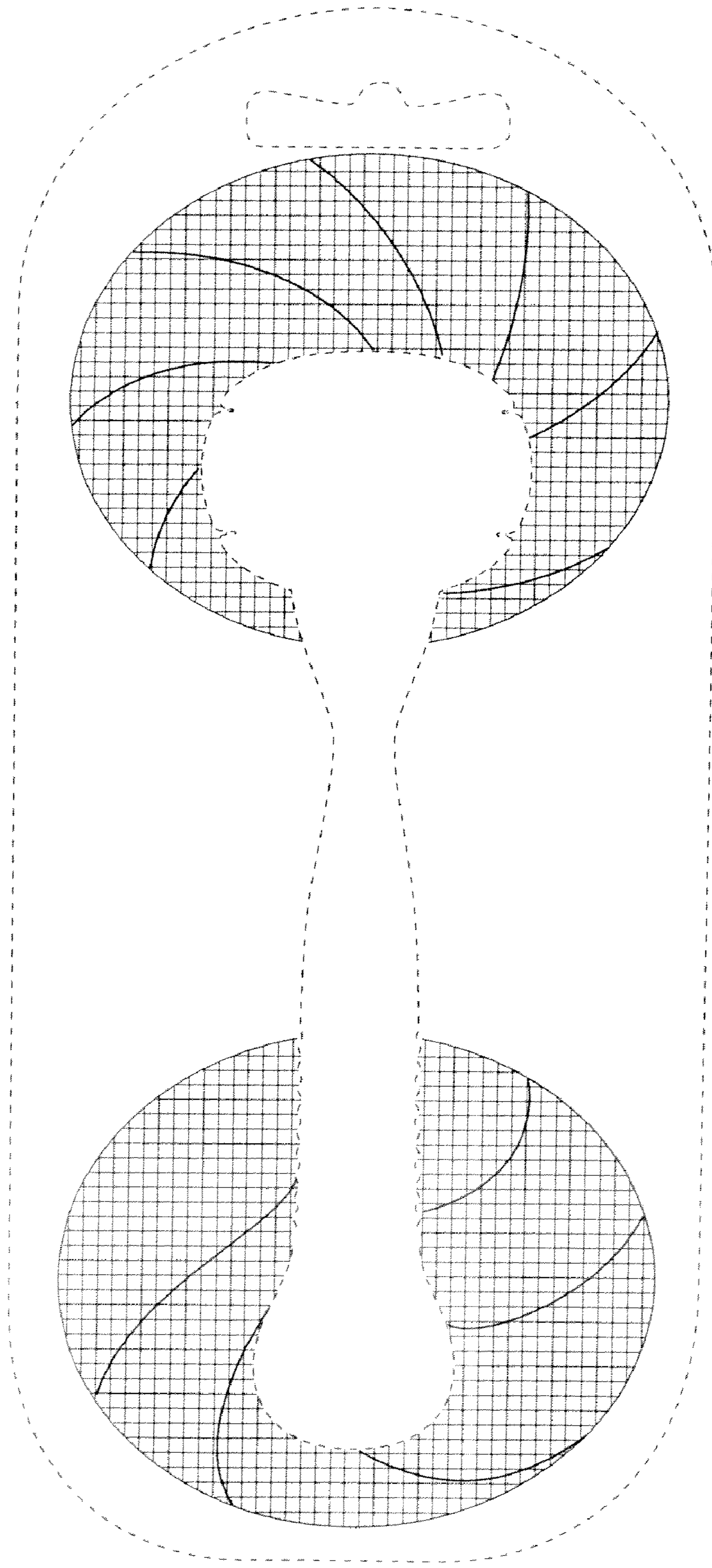


Fig. 9



Fig. 10

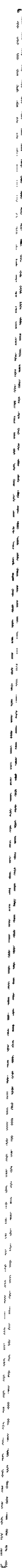


Fig. 11

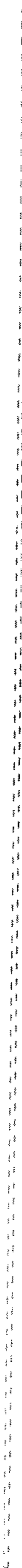


Fig. 12



Fig. 13




Fig. 14