

US00D662391S

(12) **United States Design Patent**
Kaluza

(10) **Patent No.:** **US D662,391 S**

(45) **Date of Patent:** **** *Jun. 26, 2012**

(54) **DOOR DRIVE WITH COVER**

(75) Inventor: **Georg Kaluza**, Velbert (DE)

(73) Assignee: **Dorma GmbH + Co. KG**, Ennepetal (DE)

(*) Notice: This patent is subject to a terminal disclaimer.

(**) Term: **14 Years**

(21) Appl. No.: **29/399,203**

(22) Filed: **Aug. 10, 2011**

Related U.S. Application Data

(62) Division of application No. 29/353,527, filed on Jan. 11, 2010, now Pat. No. Des. 647,780.

(30) **Foreign Application Priority Data**

Jul. 10, 2009 (EP) 001151591
Sep. 3, 2009 (EP) 001162309

(51) **LOC (9) Cl.** **08-07**

(52) **U.S. Cl.** **D8/330**

(58) **Field of Classification Search** D8/330,
D8/343; 16/49-51, 59, 62, 71, 82, DIG. 7,
16/79; 292/201, 144, 92, 339, DIG. 19
See application file for complete search history.

(56) **References Cited**

U.S. PATENT DOCUMENTS

2,820,241 A * 1/1958 Schlage 16/49
2,984,906 A * 5/1961 Frickie 30/190
3,252,178 A * 5/1966 Check et al. 16/49

3,779,423 A * 12/1973 Quinn et al. 221/186
3,787,924 A 1/1974 Jentsch
3,877,108 A 4/1975 Del Fiacco
3,905,063 A 9/1975 Coulter et al.
4,086,681 A 5/1978 Nakanishi
4,286,412 A 9/1981 Stevens
D261,099 S * 10/1981 Russell D8/330
D273,457 S * 4/1984 Matsuo et al. D8/330
D274,212 S 6/1984 Shohoji
D281,762 S 12/1985 Okazaki
D295,254 S 4/1988 Matsuo et al.
D355,580 S 2/1995 Salena et al.
D429,992 S * 8/2000 Ginzel et al. D8/330
6,421,876 B1 * 7/2002 Ginzel et al. 16/79
6,591,551 B2 7/2003 Winkler
D479,459 S 9/2003 Homberg
D491,787 S * 6/2004 Homberg D8/330
D493,352 S 7/2004 Homberg
D587,092 S 2/2009 Kaluza

* cited by examiner

Primary Examiner — Prabhakar Deshmukh

(74) *Attorney, Agent, or Firm* — Cozen O'Connor

(57) **CLAIM**

The ornamental design for a door drive with cover, as shown and described.

DESCRIPTION

FIG. 1 is a bottom view of a door drive with cover showing my new design;
FIG. 2 is a right side view of FIG. 1;
FIG. 3 is a front view of FIG. 1;
FIG. 4 is a left side view of FIG. 1;
FIG. 5 is a top view of FIG. 1; and,
FIG. 6 is a front perspective view of the door drive with cover of FIG. 1.

1 Claim, 3 Drawing Sheets

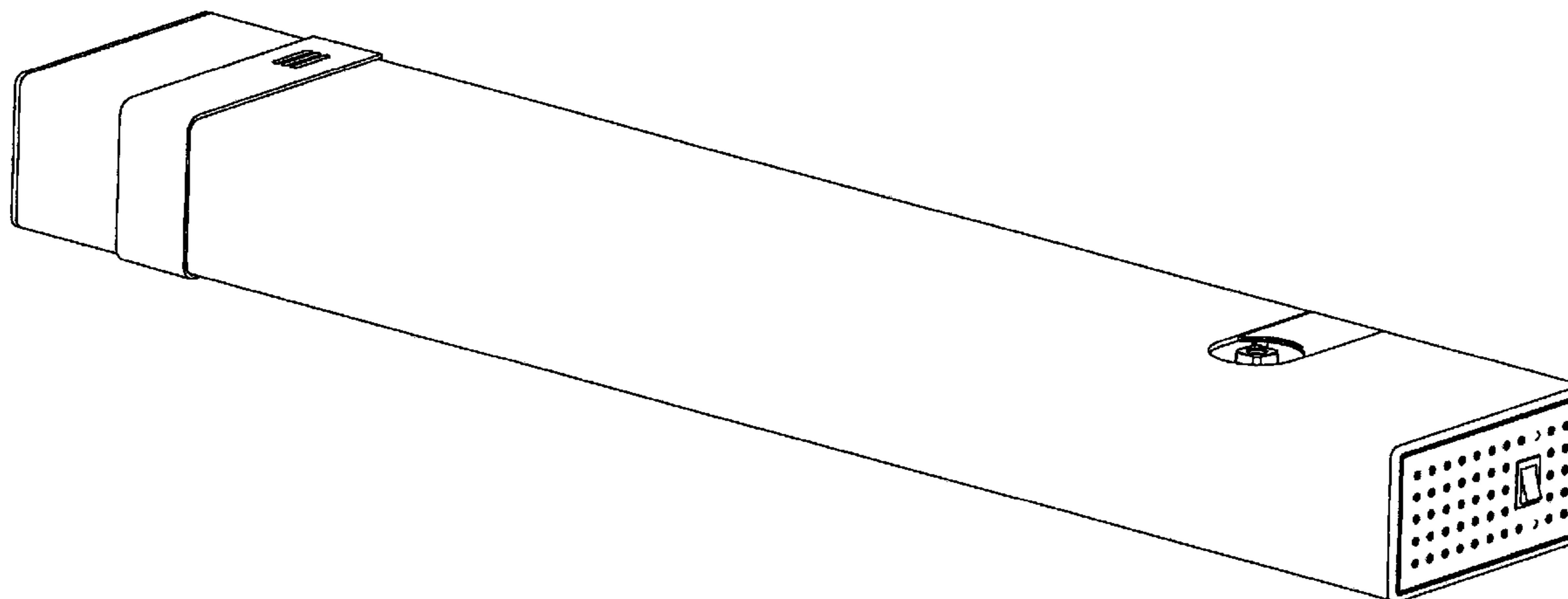


FIGURE 1




FIGURE 3




FIGURE 5




FIGURE 4

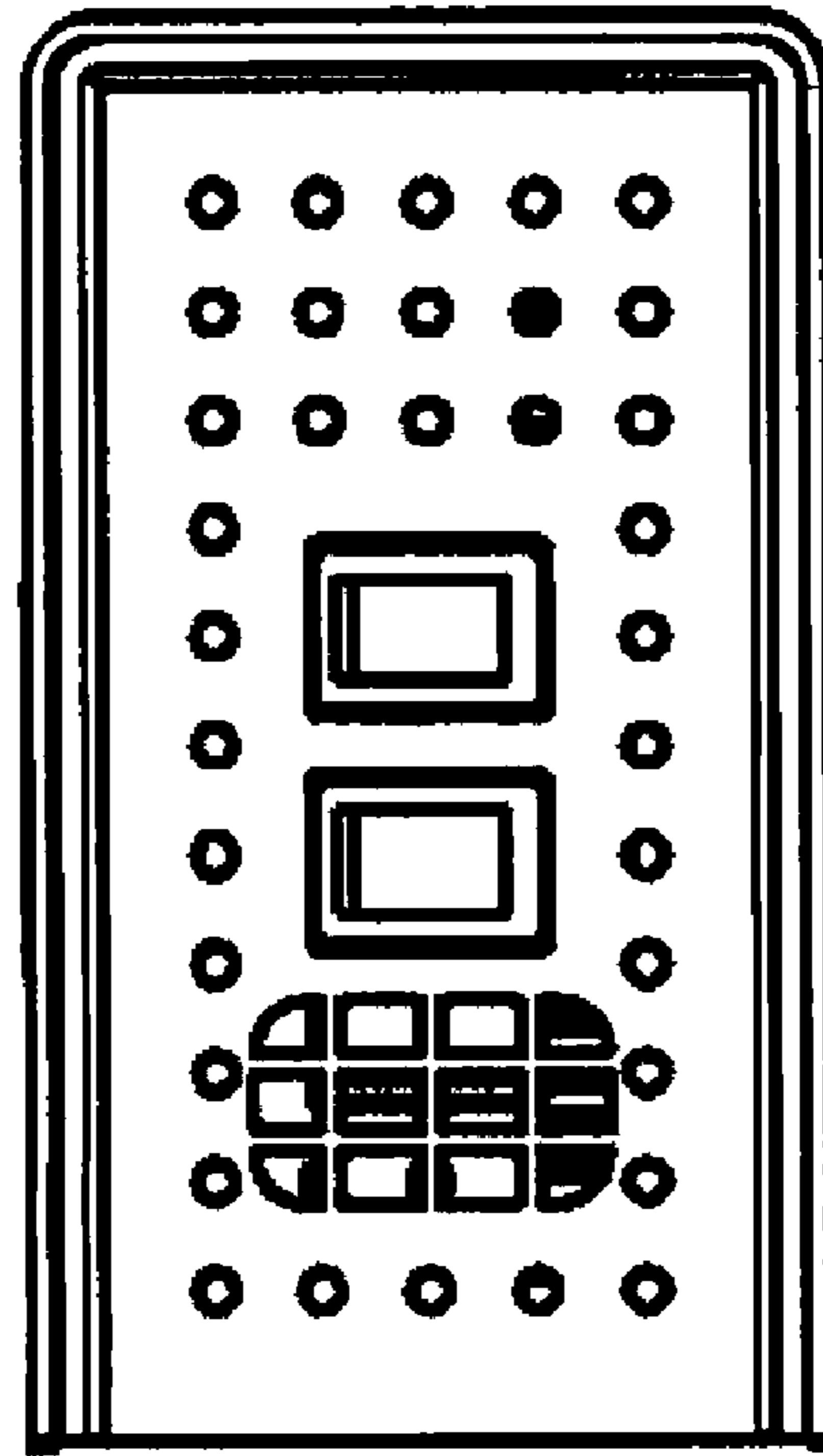



FIGURE 2



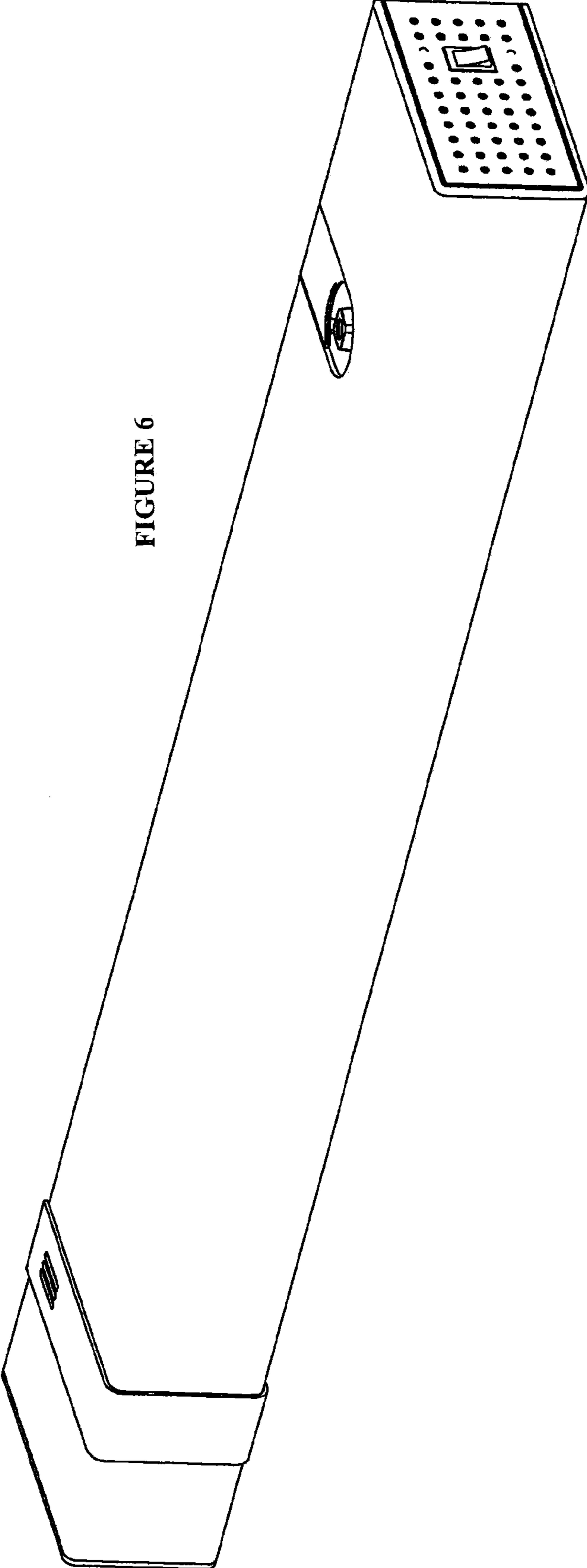


FIGURE 6