



US00D662389S

(12) **United States Design Patent**
Hauber

(10) **Patent No.:** **US D662,389 S**

(45) **Date of Patent:** **** Jun. 26, 2012**

(54) **HANDLE**

(76) **Inventor:** **Peter Hauber**, Buellton, CA (US)

(**) **Term:** **14 Years**

(21) **Appl. No.:** **29/349,027**

(22) **Filed:** **Mar. 2, 2010**

(51) **LOC (9) Cl.** **08-06**

(52) **U.S. Cl.** **D8/319**

(58) **Field of Classification Search** D8/300,
D8/301, 302, 303, 305-321, 350, 353; D6/549,
D6/550; D15/89; D23/250, 251, 252, 253,
D23/254, 303, 305; 16/110 R, 118, 412,
16/414-420, 443-446; 70/77, 85, 95-100,
70/132; 220/752, 753, 754; 292/357
See application file for complete search history.

(56) **References Cited**

U.S. PATENT DOCUMENTS

D389,722 S * 1/1998 Blom D8/319
D397,604 S * 9/1998 Libby et al. D8/301

D433,916 S * 11/2000 Frey D8/302
6,641,186 B2 * 11/2003 Tsai 292/357
D551,534 S * 9/2007 Liang et al. D8/301
D592,932 S * 5/2009 Jones et al. D8/302

* cited by examiner

Primary Examiner — Derrick Holland

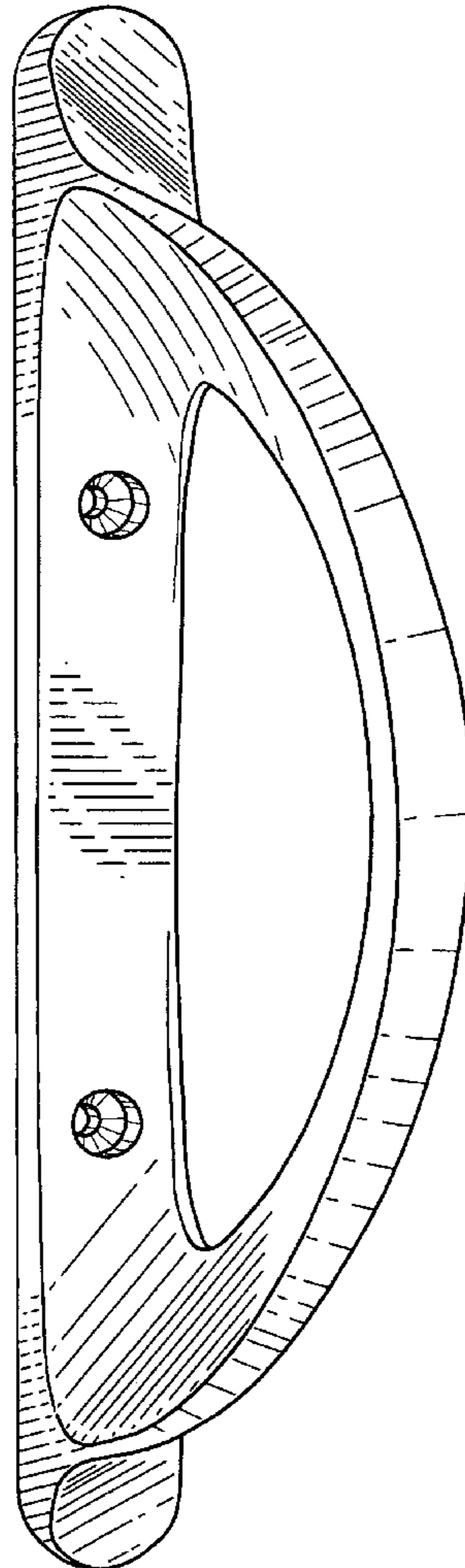
(57) **CLAIM**

The ornamental design for a handle, as shown and described.

DESCRIPTION

FIG. 1 is a perspective view of a handle showing my new design;
FIG. 2 is a end view thereof;
FIG. 3 is a view of a first side thereof;
FIG. 4 is a top plan view thereof; and,
FIG. 5 is a view of a second side thereof.
The broken lines shown represent unclaimed subject matter and form no part of the claimed design.

1 Claim, 3 Drawing Sheets



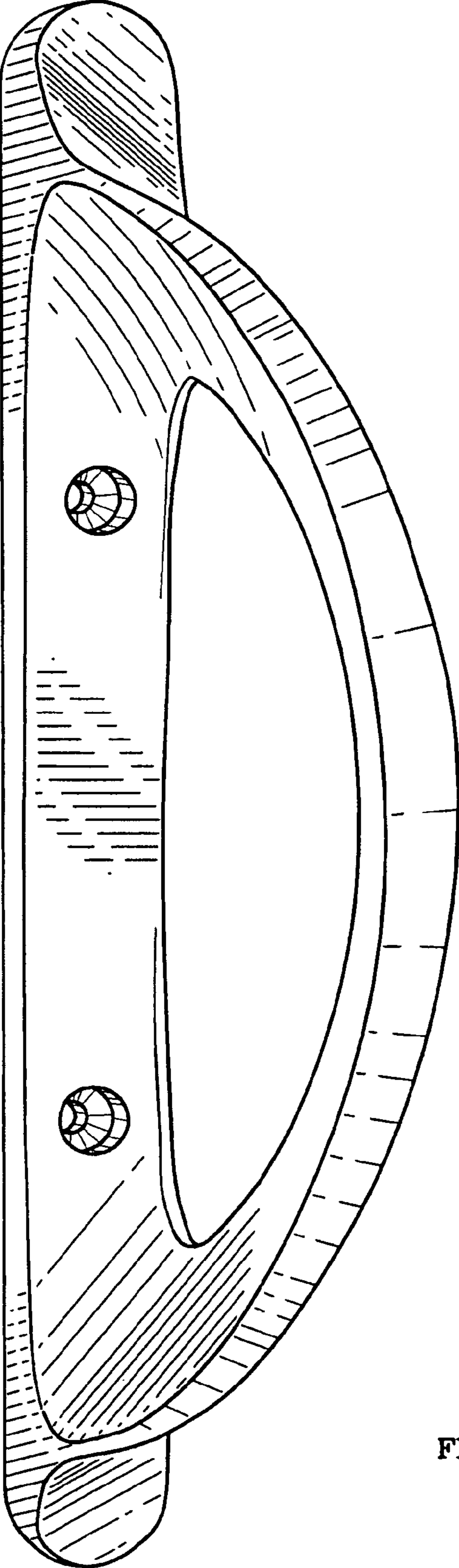


FIG. 1

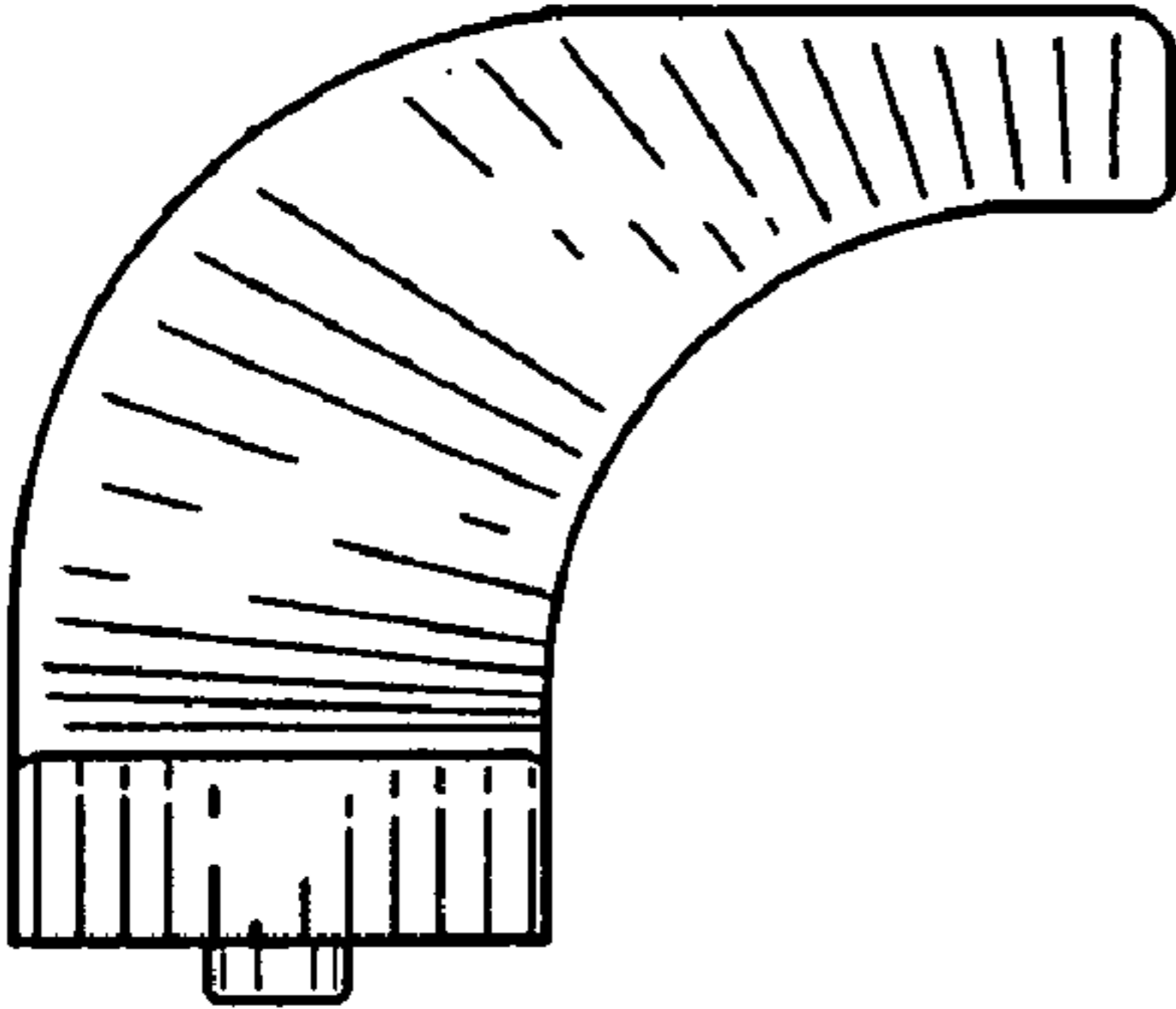


FIG. 2

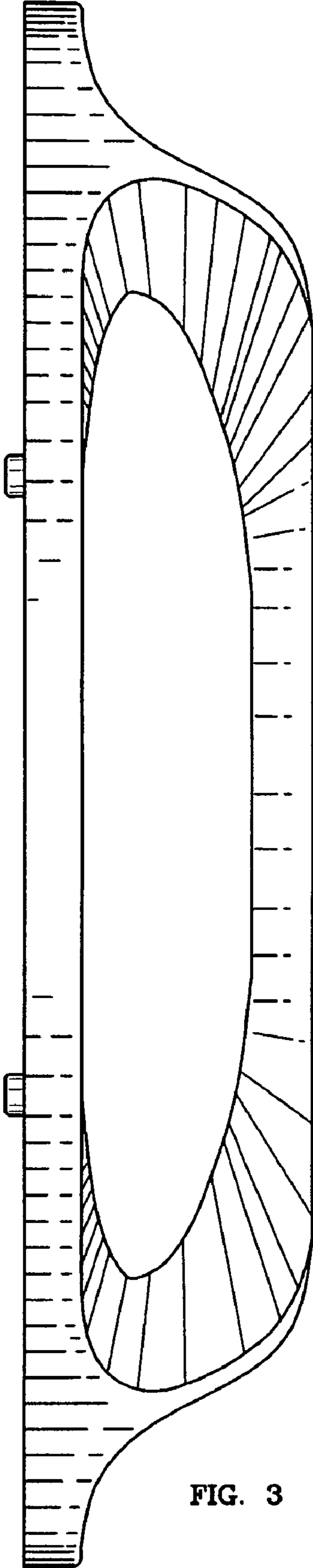


FIG. 3

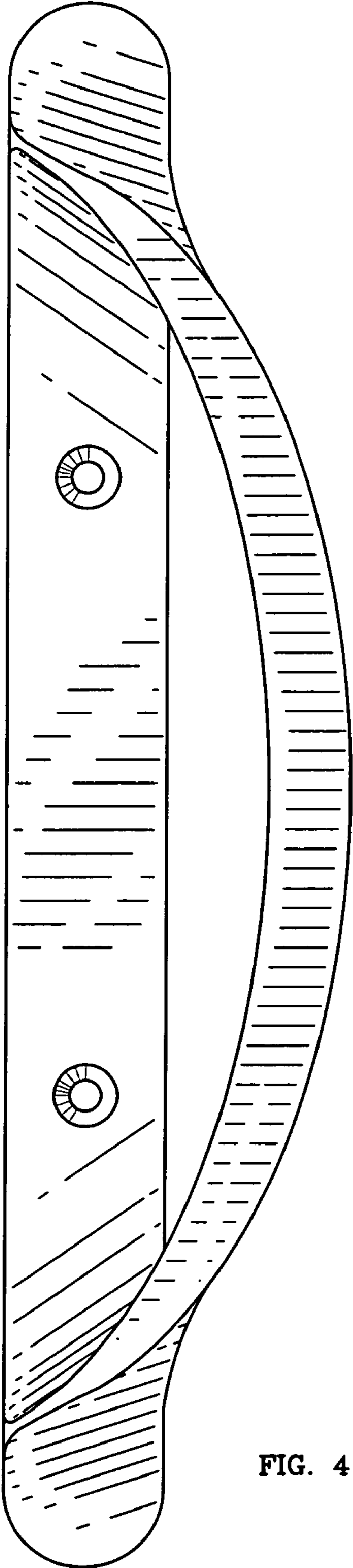


FIG. 4

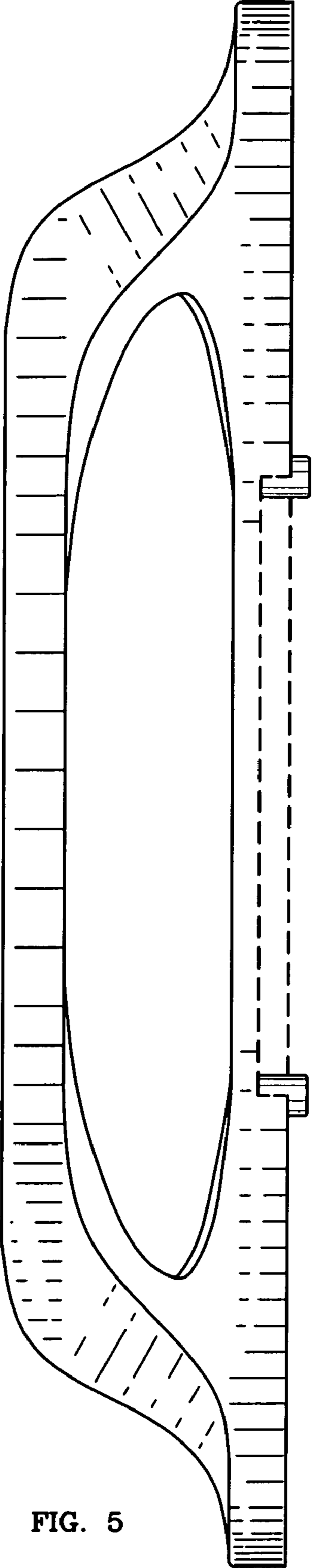


FIG. 5