

US00D662369S

(12) **United States Design Patent**
Jowett

(10) **Patent No.:** **US D662,369 S**
(45) **Date of Patent:** **** Jun. 26, 2012**

(54) **PRINCESS SHAPED SANDWICH BREAD CUTTER**

D639,120 S 6/2011 Jowett
D639,121 S * 6/2011 Jowett D7/673
2004/0187317 A1* 9/2004 Wood 30/315

(76) Inventor: **Kiersten Julia Jowett, Victoria (AU)**

FOREIGN PATENT DOCUMENTS

(**) Term: **14 Years**

AU 316513 S 8/2007

* cited by examiner

(21) Appl. No.: **29/392,681**

Primary Examiner — Terry Wallace

(22) Filed: **May 25, 2011**

(74) *Attorney, Agent, or Firm* — Saul Ewing LLP; Theodore Naccarella

(51) **LOC (9) Cl.** **07-04**

(52) **U.S. Cl.** **D7/675**

(58) **Field of Classification Search** D7/672-677;
D9/600, 617; D1/106; 30/301, 303, 305,
30/306, 312, 314, 315, 316, 299, 114, 124,
30/130; 83/13; 425/276, 279, 281, 298,
425/299; 249/117, 135

(57) **CLAIM**

The ornamental design for a princess shaped sandwich bread cutter, as shown and described.

See application file for complete search history.

DESCRIPTION

(56) **References Cited**



U.S. PATENT DOCUMENTS

4,245,973 A * 1/1981 Greaney 425/276
D441,260 S * 5/2001 Holcomb D7/673
D481,914 S * 11/2003 Short D7/675
D567,037 S * 4/2008 Taylor D7/672
D597,801 S * 8/2009 Goode et al. D7/675

FIG. 1 is a bottom plan view of a sandwich bread cutter showing my new design;
FIG. 2. is a front elevation view thereof;
FIG. 3. is an isometric view thereof;
FIG. 4. is a top plan view thereof;
FIG. 5. is a rear elevation view thereof;
FIG. 6. is a right elevation view thereof; and,
FIG. 7. is a left elevation view thereof.

The broken lines are for illustrative purposes only and form no part of the claimed design.

1 Claim, 3 Drawing Sheets






Figure 1




Figure 2

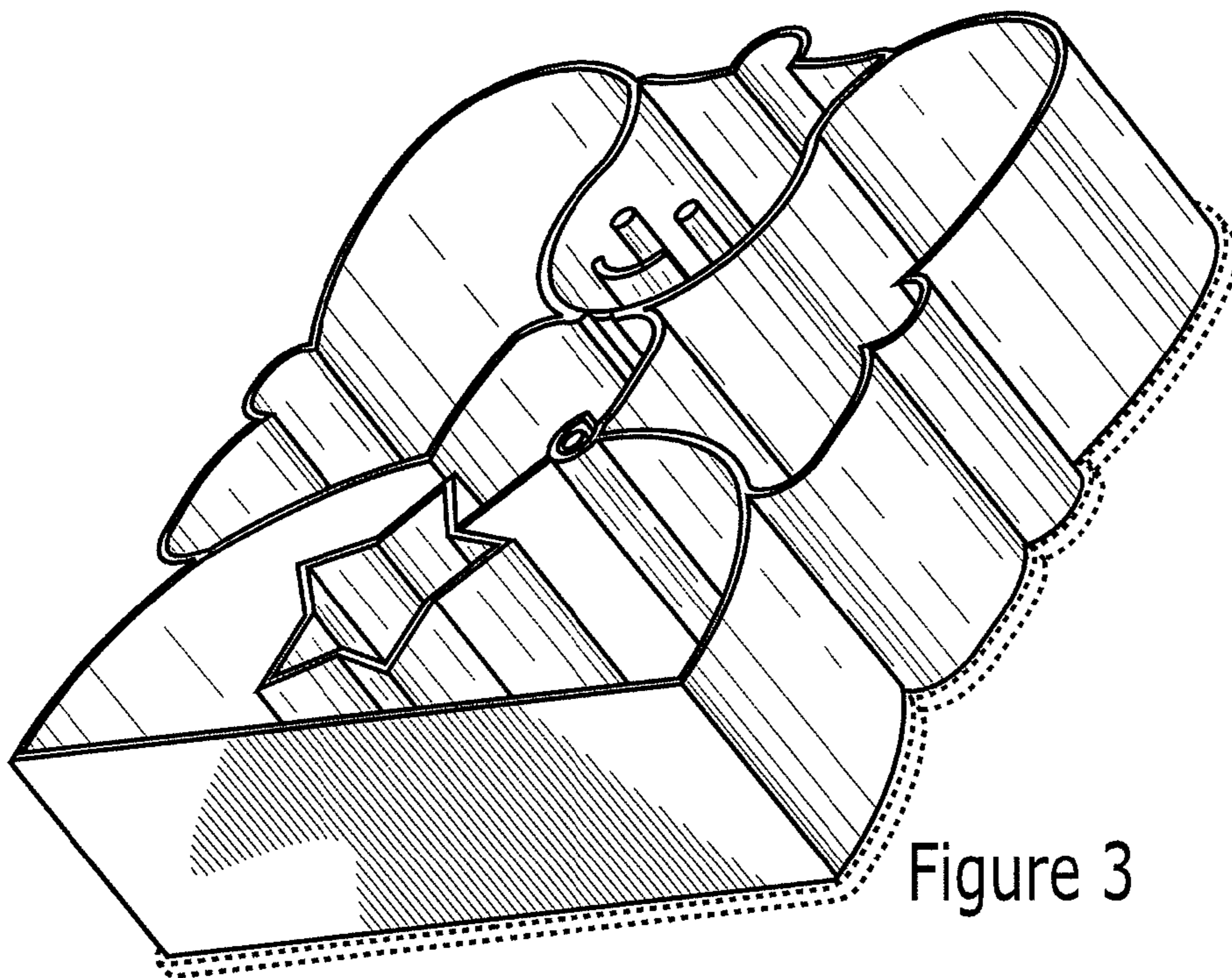


Figure 3




Figure 4

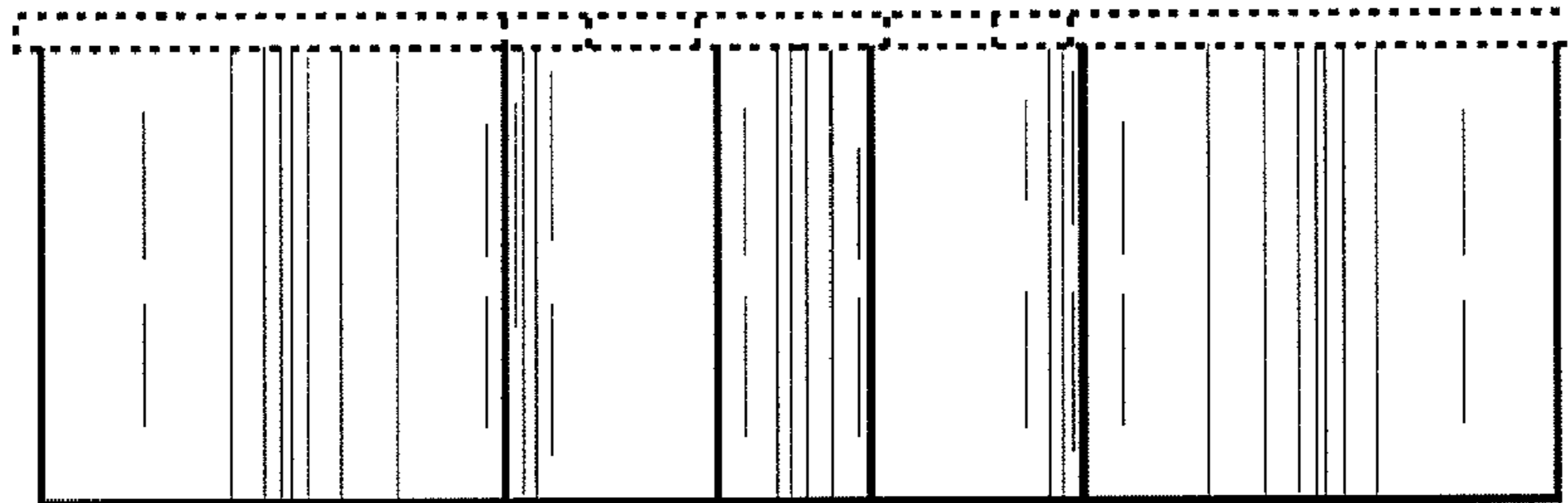


Figure 5




Figure 6




Figure 7