

US00D662367S

(12) **United States Design Patent**
Boozer et al.

(10) **Patent No.:** **US D662,367 S**
(45) **Date of Patent:** **** Jun. 26, 2012**

(54) **SPOON**
(75) Inventors: **Richard D. Boozer**, Wakeman, OH
(US); **Robert M. Ulanski**, Broadview
Heights, OH (US)
(73) Assignee: **Vita-Mix Corporation**, Cleveland, OH
(US)
(**) Term: **14 Years**

| | | | | | |
|--------------|------|---------|----------------|-------|---------|
| D309,399 | S | 7/1990 | Barnard et al. | | D7/412 |
| 4,946,287 | A | 8/1990 | Barnard et al. | | 366/343 |
| 5,491,895 | A * | 2/1996 | Lee | | 30/125 |
| 6,279,233 | B1 * | 8/2001 | Cameron | | 30/125 |
| D545,640 | S * | 7/2007 | Risden | | D7/653 |
| D547,134 | S * | 7/2007 | Everett et al. | | D7/653 |
| D560,442 | S * | 1/2008 | Teys et al. | | D7/653 |
| 7,975,386 | B1 * | 7/2011 | Halvorson | | 30/141 |
| 2002/0181542 | A1 * | 12/2002 | Lee | | 374/141 |
| 2008/0072432 | A1 * | 3/2008 | Teys et al. | | 30/125 |
| 2011/0024462 | A1 * | 2/2011 | Teys et al. | | 222/192 |

(21) Appl. No.: **29/370,953**
(22) Filed: **Sep. 24, 2010**
(51) **LOC (9) Cl.** **07-03**
(52) **U.S. Cl.** **D7/653; D7/412**
(58) **Field of Classification Search** D7/368,
D7/395, 401.2, 642-646, 649-654, 660-664,
D7/669, 675-676, 683, 688-692, 695-696;
30/41, 123.3, 125, 137, 141-143, 147-150,
30/322-327, 329, 340, 342-344; 141/18;
222/192; 374/141; 416/70 R; 604/73
See application file for complete search history.

OTHER PUBLICATIONS

Drawings from U.S. Appl. No. 11/717,015, filed Mar. 13, 2007—(3 sheets).

* cited by examiner

Primary Examiner — Ricky Pham

(74) *Attorney, Agent, or Firm* — Renner, Kenner, Greive, Bobak, Taylor & Weber

(57) **CLAIM**

The ornamental design for a spoon, as shown and described.

DESCRIPTION

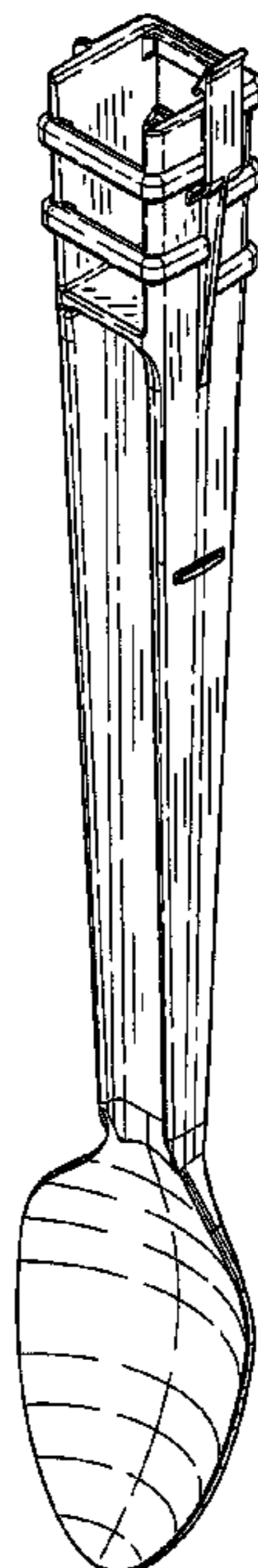
FIG. 1 is a front, top, right side perspective view of a spoon showing our new design;
FIG. 2 is a front elevational view thereof;
FIG. 3 is a rear elevational view thereof;
FIG. 4 is a left side elevational view thereof;
FIG. 5 is a right side elevational view thereof;
FIG. 6 is a top plan view thereof; and,
FIG. 7 is a bottom plan view thereof.

(56) **References Cited**

U.S. PATENT DOCUMENTS

| | | | | |
|-----------|-----|---------|-------------------|----------------|
| 2,111,407 | A | 3/1938 | Rommel | |
| 2,453,525 | A * | 11/1948 | McNeill | 30/123.3 |
| D177,994 | S | 6/1956 | Lind | D54/12 |
| 2,953,170 | A * | 9/1960 | Bush | 141/18 |
| D194,984 | S | 4/1963 | Grise et al. | D44/1 |
| 4,207,673 | A | 6/1980 | DiGirolamo et al. | 30/142 |
| 4,753,006 | A * | 6/1988 | Howe | 30/41 |
| 4,880,409 | A * | 11/1989 | Bergkvist et al. | 604/73 |

1 Claim, 2 Drawing Sheets



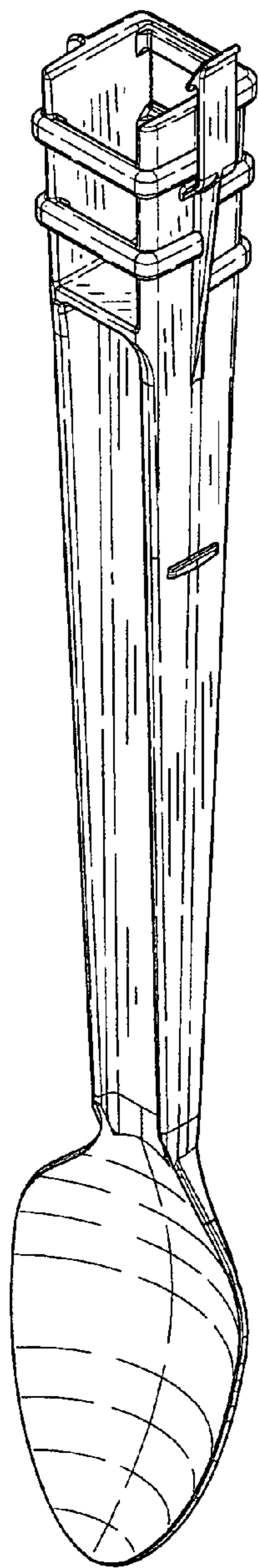


FIG-1

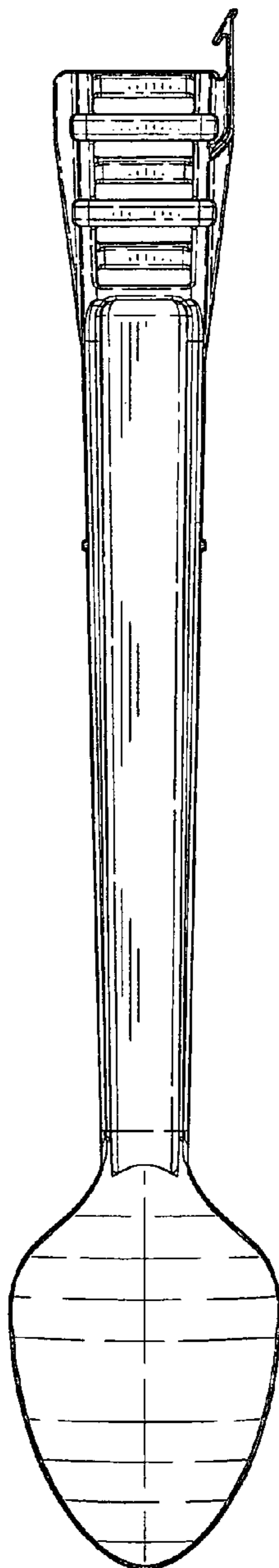


FIG-2

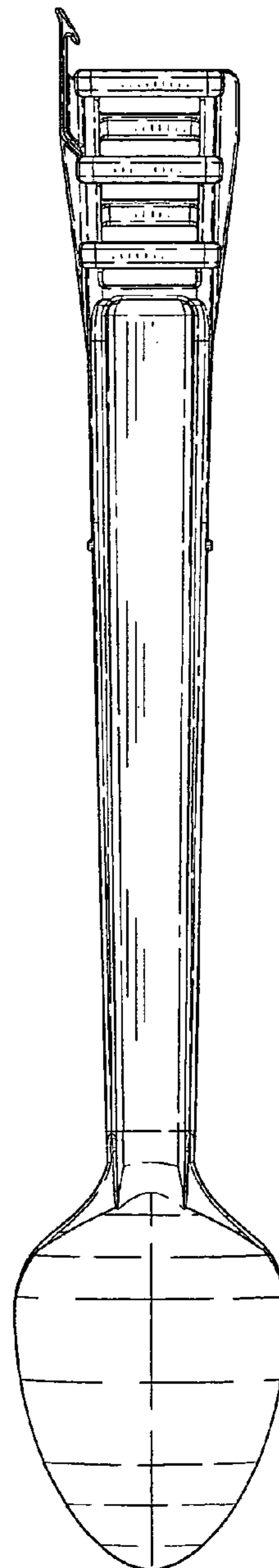


FIG-3

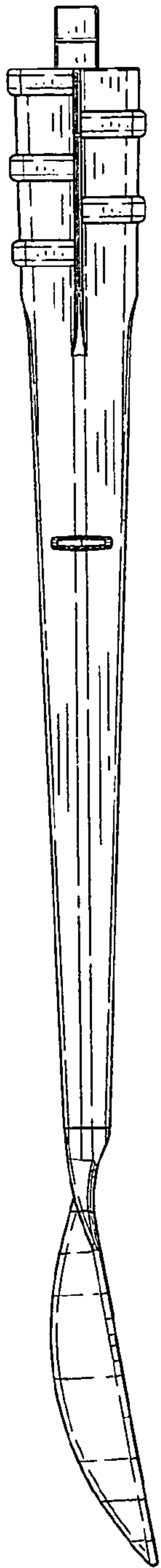


FIG-4

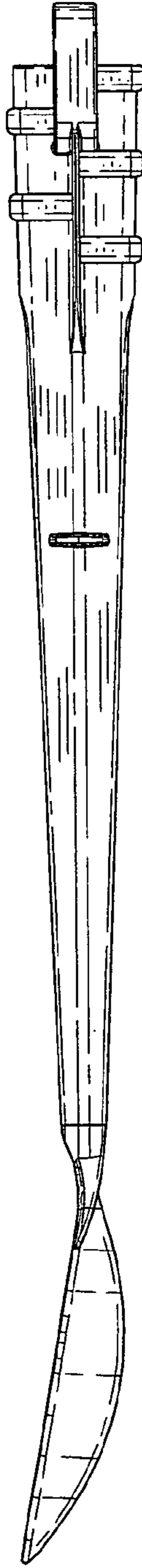


FIG-5

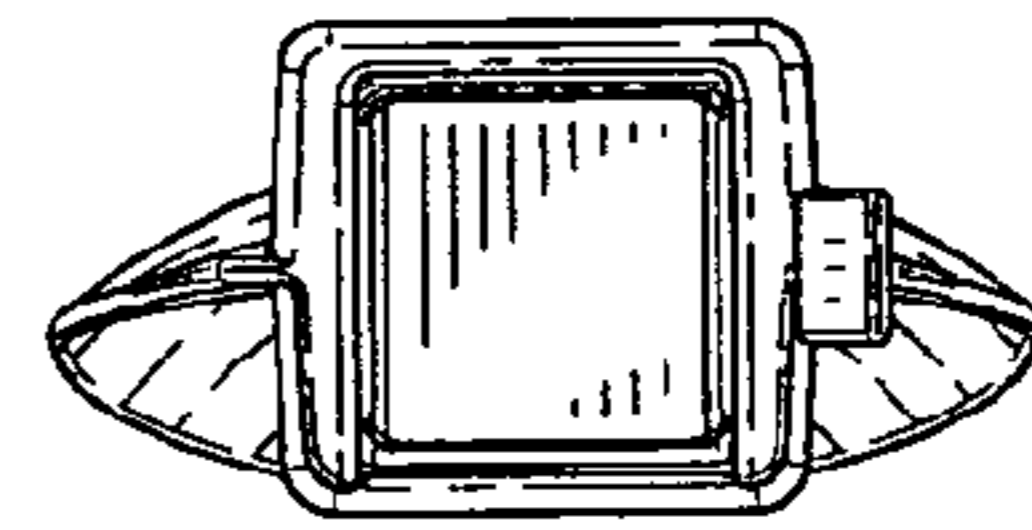


FIG-6

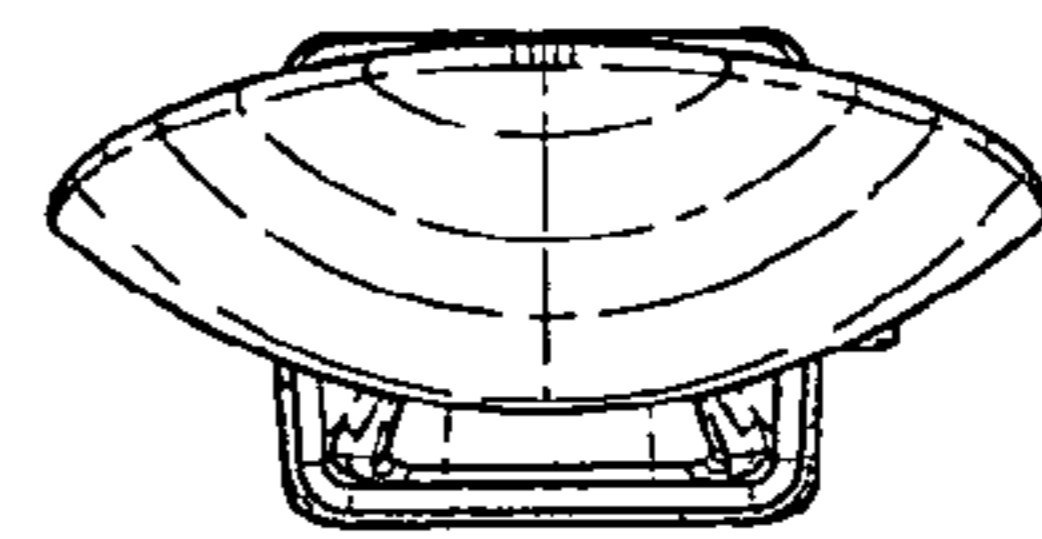


FIG-7