



US00D662360S

(12) **United States Design Patent**
George

(10) **Patent No.:** **US D662,360 S**
(45) **Date of Patent:** **** Jun. 26, 2012**

(54) **BEVERAGE CONTAINER**

(75) Inventor: **Sarah Danger George**, Seattle, WA
(US)

(73) Assignee: **Pacific Market International, LLC**,
Seattle, WA (US)

(**) Term: **14 Years**

(21) Appl. No.: **29/362,625**

(22) Filed: **May 27, 2010**

(51) **LOC (9) Cl.** **07-01**

(52) **U.S. Cl.** **D7/510; D7/511**

(58) **Field of Classification Search** D7/510,
D7/511, 509; D9/503, 543; 220/592.16,
220/592.17

See application file for complete search history.

(56) **References Cited**

U.S. PATENT DOCUMENTS

| | | | | |
|--------------|---------|------------------------|-------|---------|
| D287,211 S * | 12/1986 | Weiss | | D7/608 |
| D422,503 S * | 4/2000 | Lehn | | D9/503 |
| D458,134 S * | 6/2002 | Berish et al. | | D9/443 |
| D482,607 S * | 11/2003 | McRae | | D9/614 |
| D519,380 S * | 4/2006 | Leoncavallo et al. | | D9/530 |
| D528,912 S * | 9/2006 | van der Heijden et al. | | D6/542 |
| D528,921 S * | 9/2006 | Leoncavallo et al. | | D9/530 |
| D539,607 S * | 4/2007 | Lapsker | | D7/510 |
| D539,608 S * | 4/2007 | Lapsker | | D7/510 |
| D542,598 S * | 5/2007 | Karp | | D7/510 |
| D550,562 S * | 9/2007 | Yew | | D9/538 |
| D568,740 S * | 5/2008 | Williams | | D9/436 |
| D572,585 S * | 7/2008 | Perrin et al. | | D9/443 |
| D611,765 S | 3/2010 | George | | |
| D614,918 S * | 5/2010 | Chisholm | | D7/510 |
| D615,359 S * | 5/2010 | George | | D7/510 |
| D615,360 S * | 5/2010 | Joy et al. | | D7/510 |
| D615,816 S * | 5/2010 | Joy et al. | | D7/507 |
| D615,896 S * | 5/2010 | Rusanen et al. | | D10/108 |
| D616,744 S * | 6/2010 | Cresswell et al. | | D9/443 |
| D620,798 S * | 8/2010 | Cresswell et al. | | D9/443 |
| D623,896 S * | 9/2010 | Wahl et al. | | D7/510 |
| D626,416 S * | 11/2010 | Cresswell et al. | | D9/503 |
| D627,196 S * | 11/2010 | George | | D7/510 |
| D627,602 S * | 11/2010 | Eyal | | D7/510 |

| | | | | |
|--------------|---------|--------|-------|--------|
| D627,603 S * | 11/2010 | Eyal | | D7/510 |
| D628,486 S * | 12/2010 | Lane | | D9/503 |
| D632,132 S * | 2/2011 | George | | D7/510 |
| D635,457 S * | 4/2011 | Lane | | D9/503 |

OTHER PUBLICATIONS

U.S. Appl. No. 29/362,630, filed May 27, 2010, George.
U.S. Appl. No. 29/355,654, filed Feb. 11, 2010, George.

* cited by examiner

Primary Examiner — Marianne Pandozzi

(74) *Attorney, Agent, or Firm* — Davis Wright Tremaine
LLP; George C. Rondeau, Jr.

(57) **CLAIM**

The ornamental design for a beverage container, as shown and
described.

DESCRIPTION

FIG. 1 is a top front perspective view of a beverage container
showing my new design.

FIG. 2 is a front elevational view thereof.

FIG. 3 is a right side elevational view thereof.

FIG. 4 is a left side elevational view thereof.

FIG. 5 is a rear elevational view thereof.

FIG. 6 is a top plan view thereof.

FIG. 7 is a bottom plan view thereof.

FIG. 8 is a top front perspective view of a second embodiment
thereof.

FIG. 9 is a front elevational view thereof.

FIG. 10 is a right side elevational view thereof.

FIG. 11 is a left side elevational view thereof.

FIG. 12 is a rear elevational view thereof.

FIG. 13 is a top plan view thereof.

FIG. 14 is a bottom plan view thereof.

FIG. 15 is a top front perspective view of a third embodiment
thereof.

FIG. 16 is a front elevational view thereof.

FIG. 17 is a right side elevational view thereof.

FIG. 18 is a left side elevational view thereof.

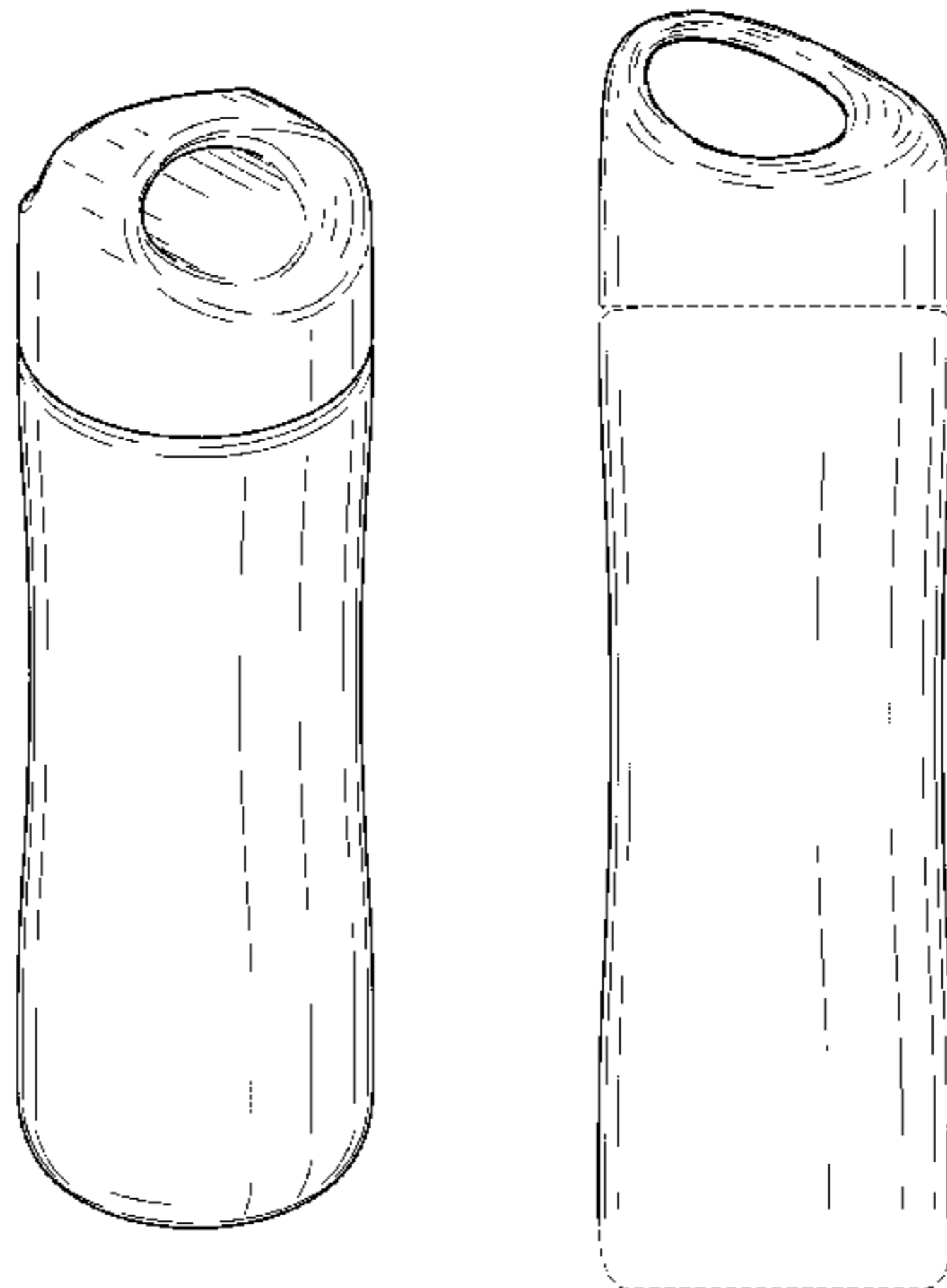
FIG. 19 is a rear elevational view thereof.

FIG. 20 is a top plan view thereof; and,

FIG. 21 is a bottom plan view thereof

The broken lines represent portions of the beverage container
that form no part of the claim.

1 Claim, 18 Drawing Sheets .






FIG. 1




FIG.2




FIG. 3




FIG. 4




FIG.5




FIG. 6

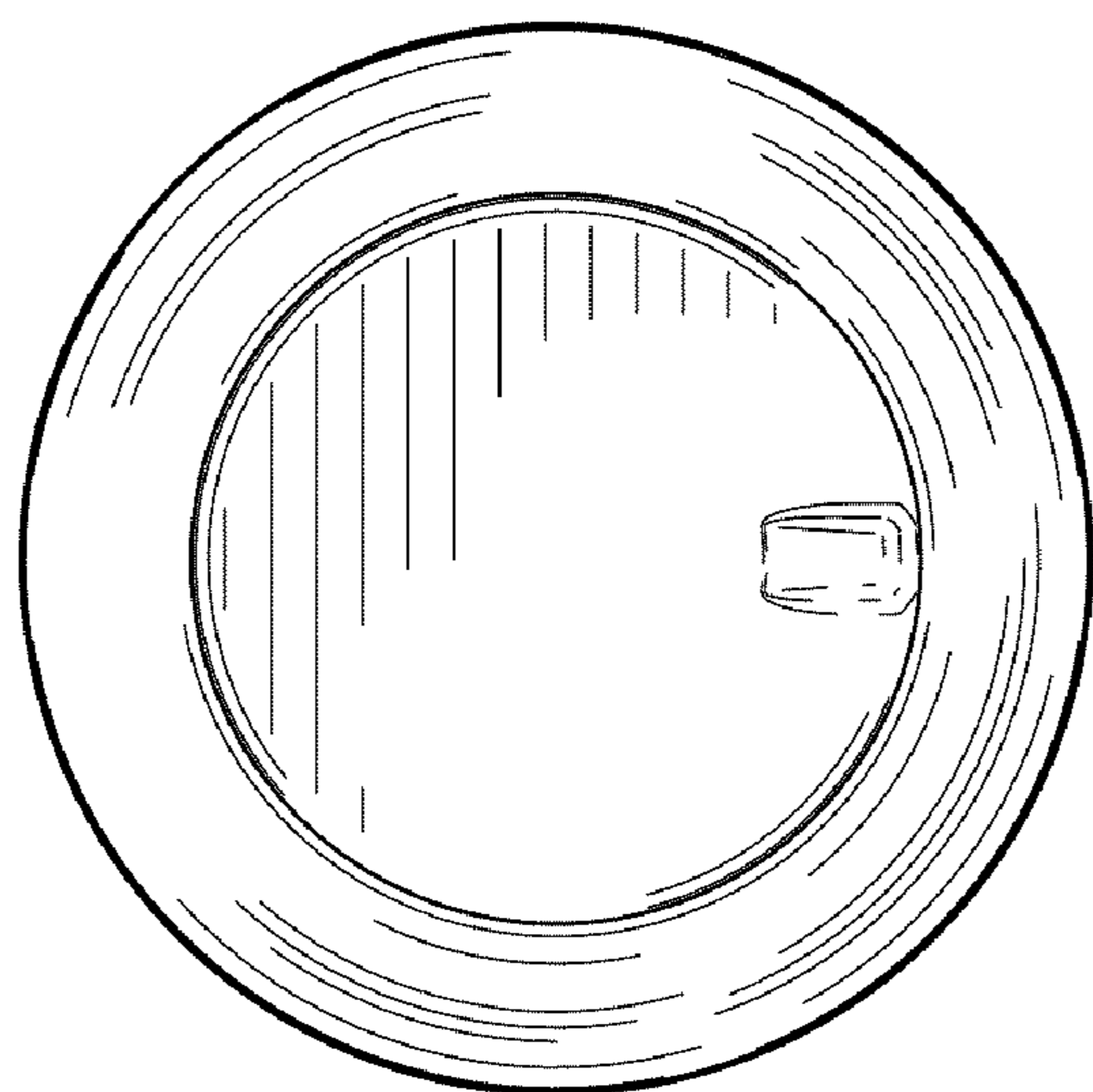


FIG. 7




FIG. 8




FIG. 9




FIG. 10




FIG.11




FIG.12




FIG.13

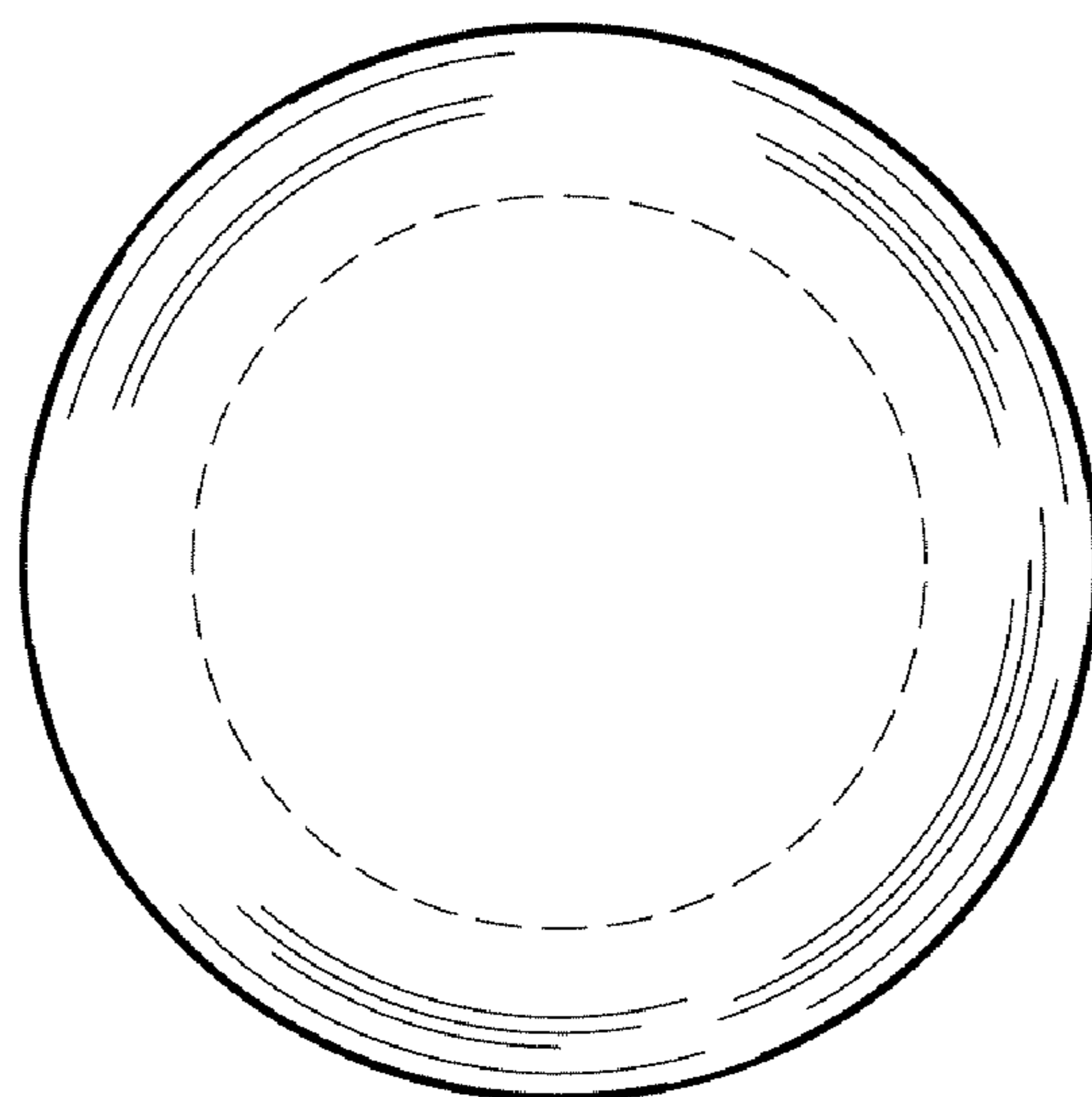


FIG.14




FIG.15




FIG.16




FIG.17




FIG.18




FIG.19




FIG. 20

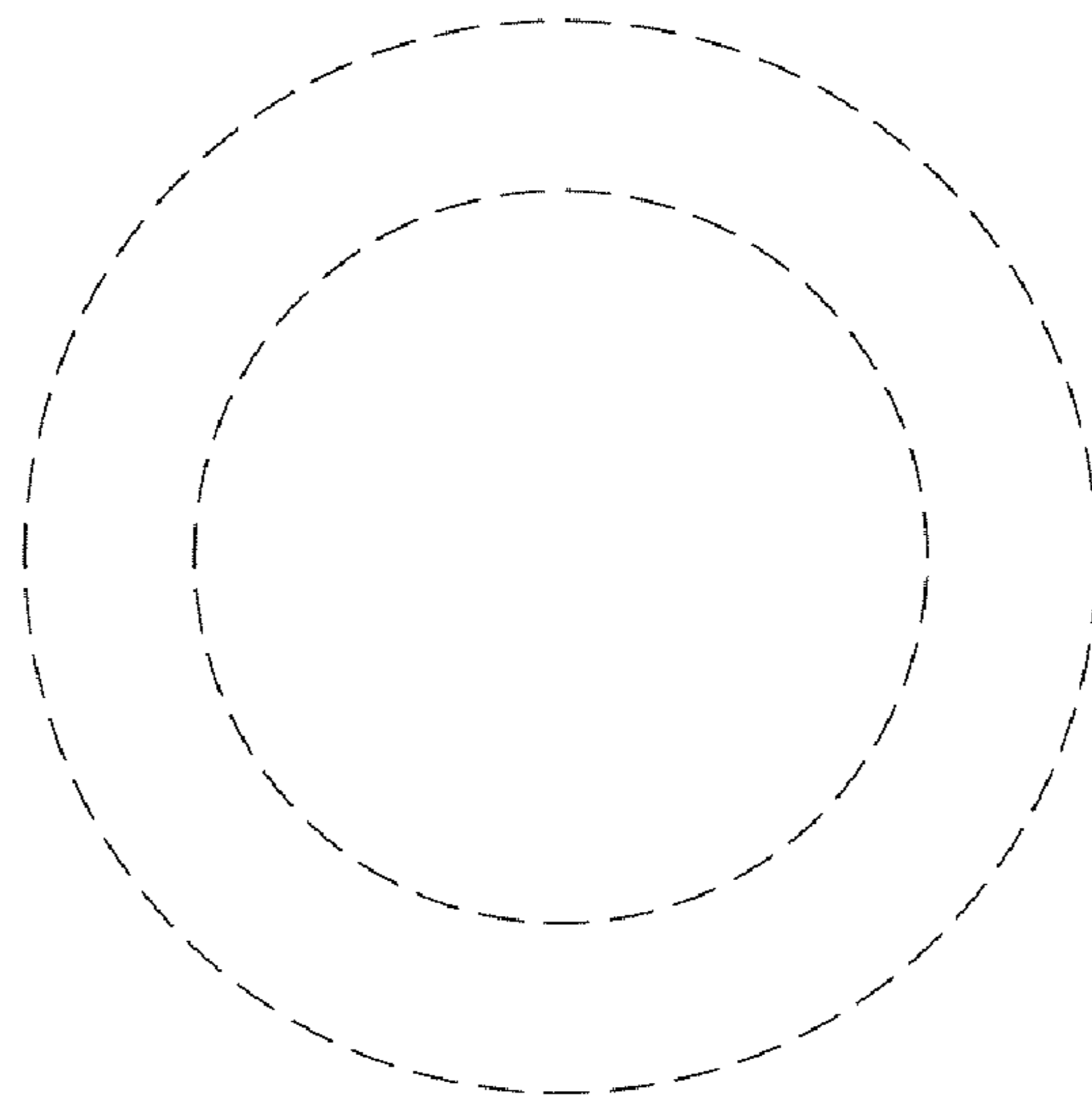


FIG. 21