

US00D662358S

(12) **United States Design Patent**  
**Benold**

(10) **Patent No.:** **US D662,358 S**

(45) **Date of Patent:** **\*\* \*Jun. 26, 2012**

(54) **OVEN PANEL**

(75) Inventor: **Frank Benold**, Porcia (IT)

(73) Assignee: **Electrolux Home Products Corporation N.V.**, Zaventem (BE)

(\*) Notice: This patent is subject to a terminal disclaimer.

(\*\*) Term: **14 Years**

(21) Appl. No.: **29/367,969**

(22) Filed: **Aug. 16, 2010**

(51) **LOC (9) Cl.** ..... **07-02**

(52) **U.S. Cl.** ..... **D7/405**

(58) **Field of Classification Search** ..... D7/350.1-350.4,  
D7/351, 402, 405-406; 219/756-758, 391,  
219/393, 395, 401; 126/19 M, 275 E; 99/348,  
99/353, 367, 468

See application file for complete search history.

(56) **References Cited**

**U.S. PATENT DOCUMENTS**

D271,269 S	11/1983	Vetter et al.	
D277,448 S	2/1985	Vetter et al.	
D277,449 S	2/1985	Vetter et al.	
D293,068 S	12/1987	Cerola	
D346,529 S *	5/1994	Honaker	D7/405
D369,514 S	5/1996	Baldwin	
D428,304 S *	7/2000	Holbrook	D7/405
D464,229 S	10/2002	Baldwin et al.	
D469,657 S	2/2003	Becker et al.	
D470,720 S	2/2003	Jones et al.	
D491,411 S	6/2004	De Mello	
D500,628 S	1/2005	Laundroche et al.	

D510,501 S *	10/2005	Kim et al.	D7/406
D512,603 S *	12/2005	Kim et al.	D7/406
D513,464 S *	1/2006	Kim et al.	D7/406
D521,317 S	5/2006	Hessen et al.	
D525,477 S *	7/2006	Kim	D7/351
D527,572 S *	9/2006	Lee et al.	D7/350.1
D530,561 S *	10/2006	Kim	D7/351
D540,104 S *	4/2007	Jeon	D7/350.1
D542,588 S *	5/2007	Jeon	D7/350.1
D547,609 S	7/2007	Chung	
D550,502 S *	9/2007	Jeon	D7/350.1
D555,975 S	11/2007	Pino et al.	
D555,976 S	11/2007	Baldwin	
D564,837 S	3/2008	Green et al.	
D571,149 S *	6/2008	Crookshanks	D7/405
D592,009 S *	5/2009	Crookshanks	D7/405
D612,207 S *	3/2010	Baker et al.	D7/402
D618,488 S *	6/2010	Knochner	D7/350.1
D628,438 S *	12/2010	Knochner	D7/405

\* cited by examiner

*Primary Examiner* — Ruth McInroy

(74) *Attorney, Agent, or Firm* — Banner & Witcoff, Ltd.


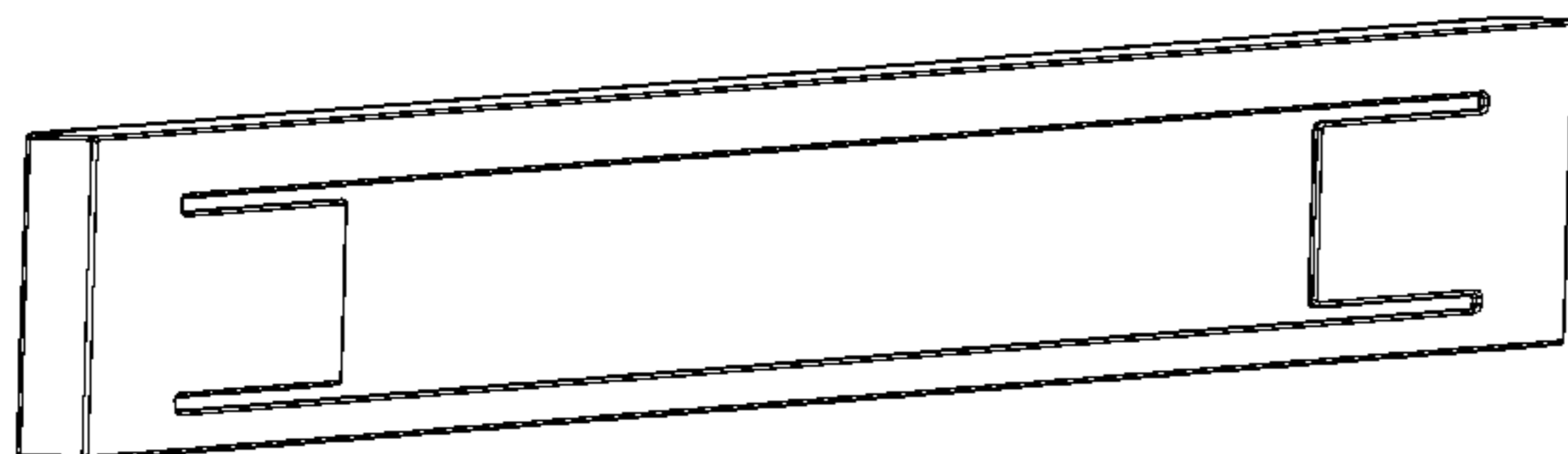
(57) **CLAIM**

The ornamental design for an oven panel, as shown and described.

**DESCRIPTION**

FIG. 1 is a perspective view of an oven panel showing my new design;  
FIG. 2 is a front view thereof;  
FIG. 3 is a right side view thereof;  
FIG. 4 is a left side view thereof;  
FIG. 5 is a top view thereof; and,  
FIG. 6 is a bottom view thereof.

**1 Claim, 6 Drawing Sheets**



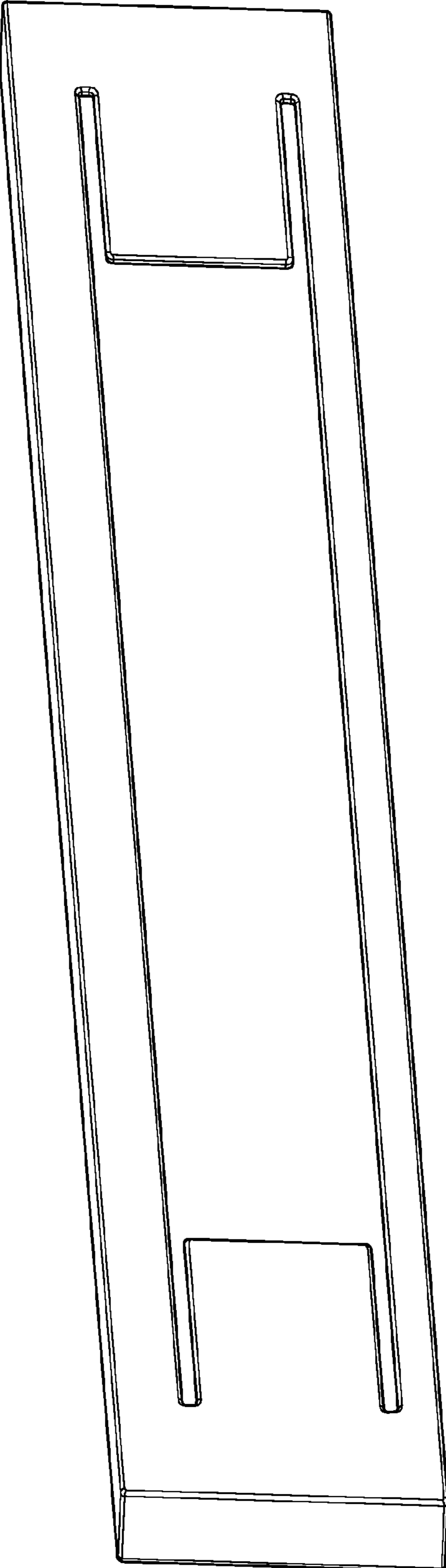


FIG. 1




FIG. 2




FIG. 3




FIG. 4




FIG. 5




FIG. 6