



US00D662355S

(12) **United States Design Patent**
Tyson et al.

(10) **Patent No.:** **US D662,355 S**
(45) **Date of Patent:** **** Jun. 26, 2012**

(54) **TABLEWARE**

(75) Inventors: **Roland Wesley Tyson**, East Perth (AU);
Paramjeet Singh, East Perth (AU);
David Matthew Thompson, East Perth (AU)

(73) Assignee: **Sea to Summit Pty., Ltd.**, East Perth, Western (AU)

(**) Term: **14 Years**

(21) Appl. No.: **29/329,231**

(22) Filed: **Dec. 11, 2008**

(30) **Foreign Application Priority Data**

Jun. 11, 2008 (AU) 12841/08

(51) **LOC (9) Cl.** **07-01**

(52) **U.S. Cl.** **D7/396.6**

(58) **Field of Classification Search** D7/213,
D7/698, 396.6, 629, 511, 510, 396.2, 396.1,
D7/317; 428/131, 137; 269/289 R; D21/367;
D5/53, 58; D19/35, 37; D18/34.9; D9/454,
D9/450, 449, 447, 445, 441, 438, 435, 434;
D3/203.2, 202; 220/713, 712, 270, 253;
222/555, 451.2

See application file for complete search history.

(56) **References Cited**

U.S. PATENT DOCUMENTS

- D10,284 S * 10/1877 Kaldenberg D3/12
- 1,335,613 A * 3/1920 Selle 411/368
- 1,932,986 A * 10/1933 Powell 43/18.1 R
- D91,912 S * 4/1934 Stone D7/359
- D227,004 S * 5/1973 Roy et al. D9/427
- 3,960,375 A * 6/1976 Bibi-Roubi et al. 472/92
- 3,992,010 A * 11/1976 Mattenson 273/153 R
- D264,268 S * 5/1982 Askew D2/908
- 4,478,901 A * 10/1984 Dickens et al. 428/120

(Continued)

Primary Examiner — Cynthia Underwood

(74) *Attorney, Agent, or Firm* — Edell, Shapiro & Finnan, LLC

(57) **CLAIM**

The ornamental design for tableware, as shown and described.

DESCRIPTION

FIG. 1 is a perspective view showing the new design in a first environment of use for tableware;

FIG. 2 is a rear and front view in elevation of the first environment of use of tableware of FIG. 1;

FIG. 3 is a side view in elevation of the first environment of use of tableware of FIG. 1;

FIG. 4 is a bottom view in plan of the first environment of use of tableware of FIG. 1;

FIG. 5 is a side view in elevation of the new design in a second environment of use for tableware;

FIG. 6 is a bottom view in plan of the second environment of use for tableware of FIG. 5;

FIG. 7 is a perspective view of the second environment of use for tableware of FIG. 5;

FIG. 8 is a front view in elevation of the second environment of use for tableware of FIG. 5;

FIG. 9 is a rear view in elevation the new design in a third environment of use for tableware;

FIG. 10 is a bottom view in plan of the third environment of use for tableware of FIG. 9;

FIG. 11 is a perspective view of the third environment of use for tableware of FIG. 9;

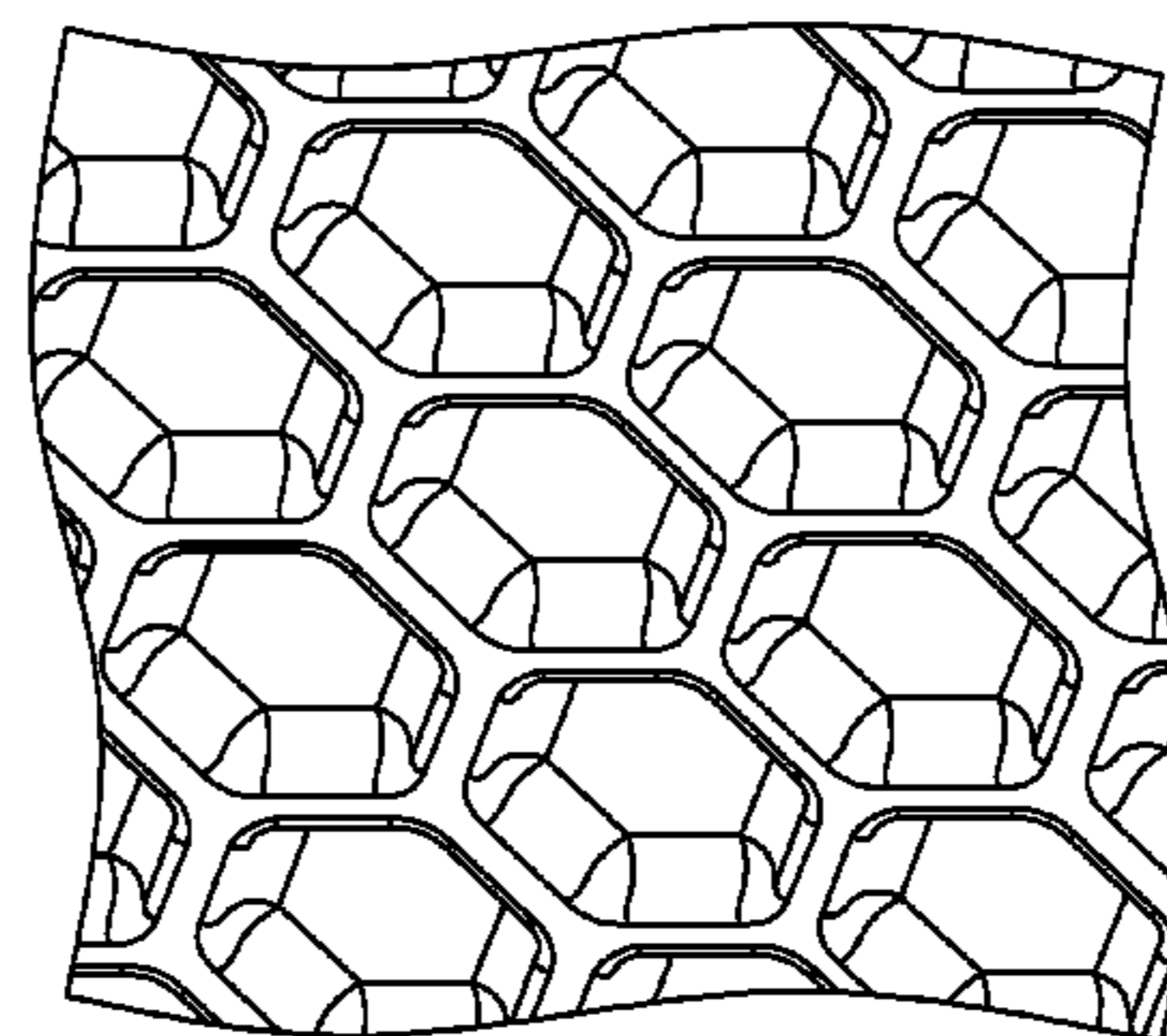
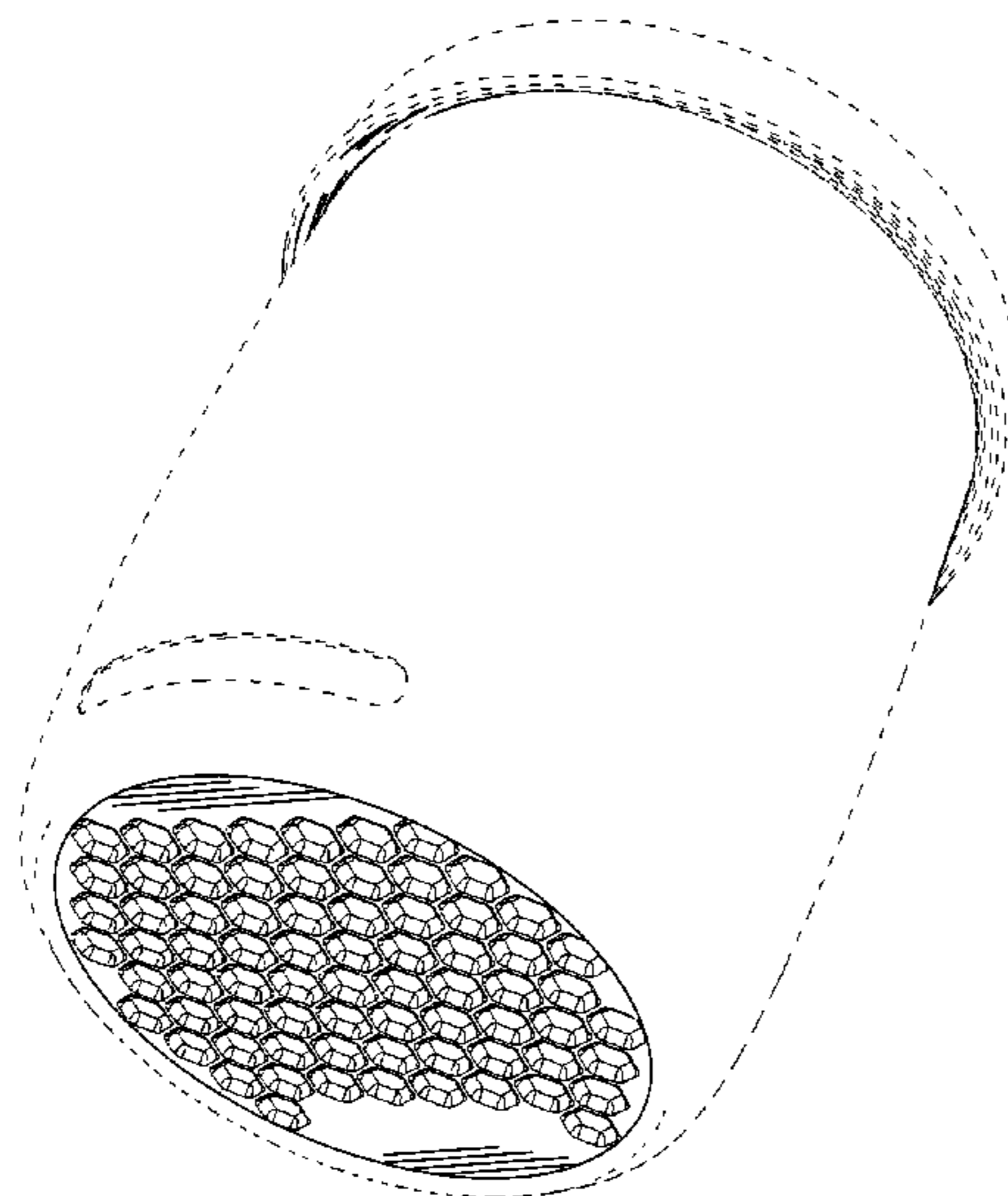
FIG. 12 is side view in elevation of the third environment of use for tableware of FIG. 9;

FIG. 13 is a magnified view in perspective of a portion of the new design in the second environment of use of FIG. 5; and,

FIG. 14 is a magnified bottom view in plan of a portion of the new design in the second environment of use of FIG. 5.

The broken lines shown throughout are for illustrative purposes and form no part of the claimed design.

1 Claim, 13 Drawing Sheets



US D662,355 S

Page 2

U.S. PATENT DOCUMENTS

4,534,567	A *	8/1985	Ferris et al.	273/255	D453,463	S *	2/2002	Chang	D8/107
D281,752	S *	12/1985	Dickens et al.	D6/582	6,446,289	B1 *	9/2002	Su et al.	5/709
4,873,795	A *	10/1989	Spiess et al.	52/20	D489,162	S *	5/2004	Dings-Plooij	D1/121
D364,040	S *	11/1995	Suskind	D5/1	D536,252	S *	2/2007	Richards	D9/454
D370,034	S *	5/1996	Kipfer	D21/502	D561,986	S *	2/2008	Horne et al.	D2/958
D402,436	S *	12/1998	Cawley et al.	D1/129	D585,117	S *	1/2009	Slothower	D23/284
D408,881	S *	4/1999	Solheim et al.	D21/753	7,638,670	B2 *	12/2009	McConville et al.	585/513
D432,868	S *	10/2000	Tan	D7/584	7,638,671	B2 *	12/2009	McConville et al.	585/513
6,141,034	A *	10/2000	McCutchen	348/36	D609,231	S *	2/2010	de Jong et al.	D14/250
6,172,665	B1 *	1/2001	Bullister	345/163	D611,563	S *	3/2010	Sjoberg	D22/142
D439,481	S *	3/2001	Lin	D8/29	D630,859	S *	1/2011	Koenig	D5/53
D443,682	S *	6/2001	Niven	D23/293.1	2001/0015399	A1 *	8/2001	LaMotte	248/165

* cited by examiner

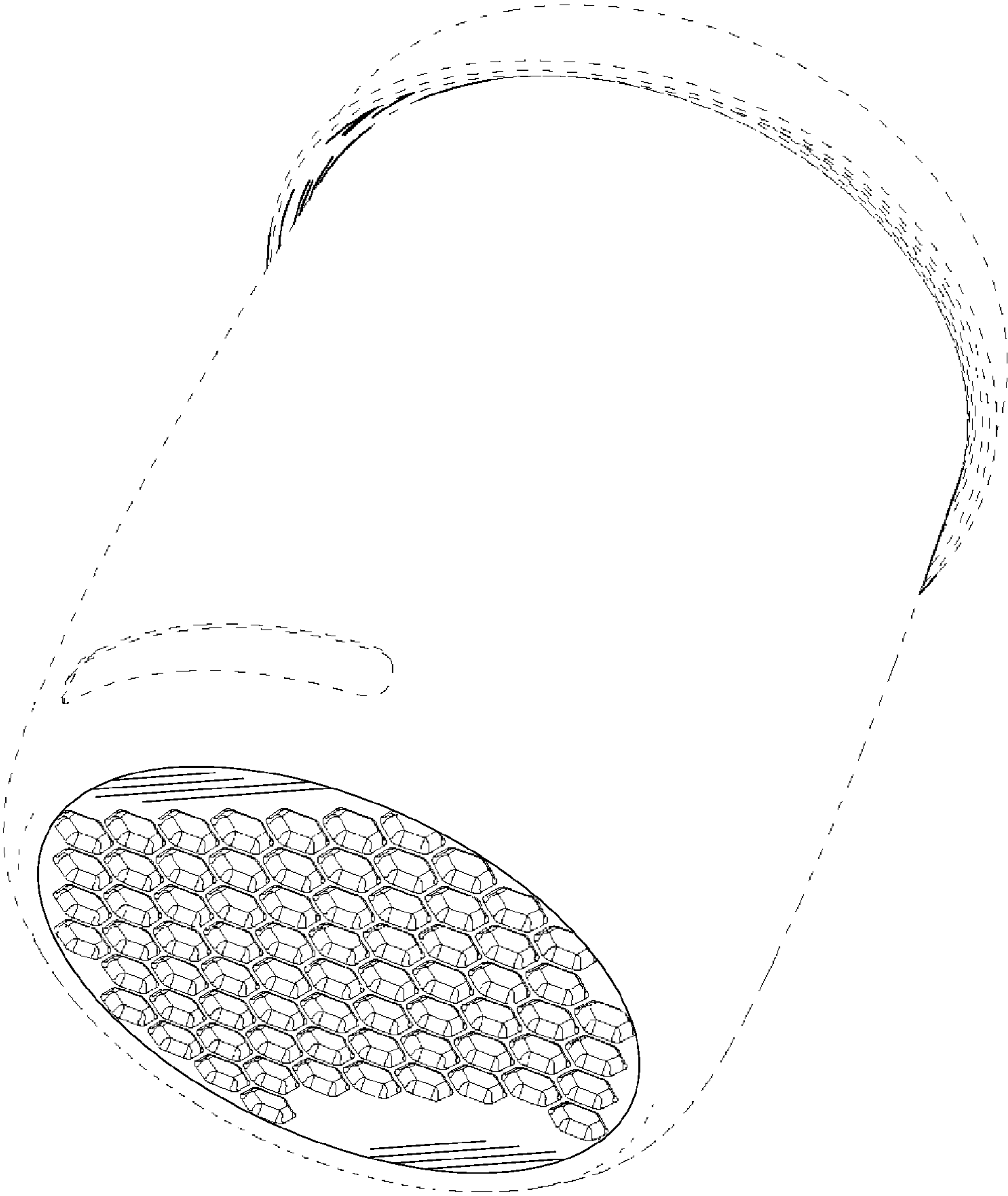


FIG.1




FIG. 2




FIG.3

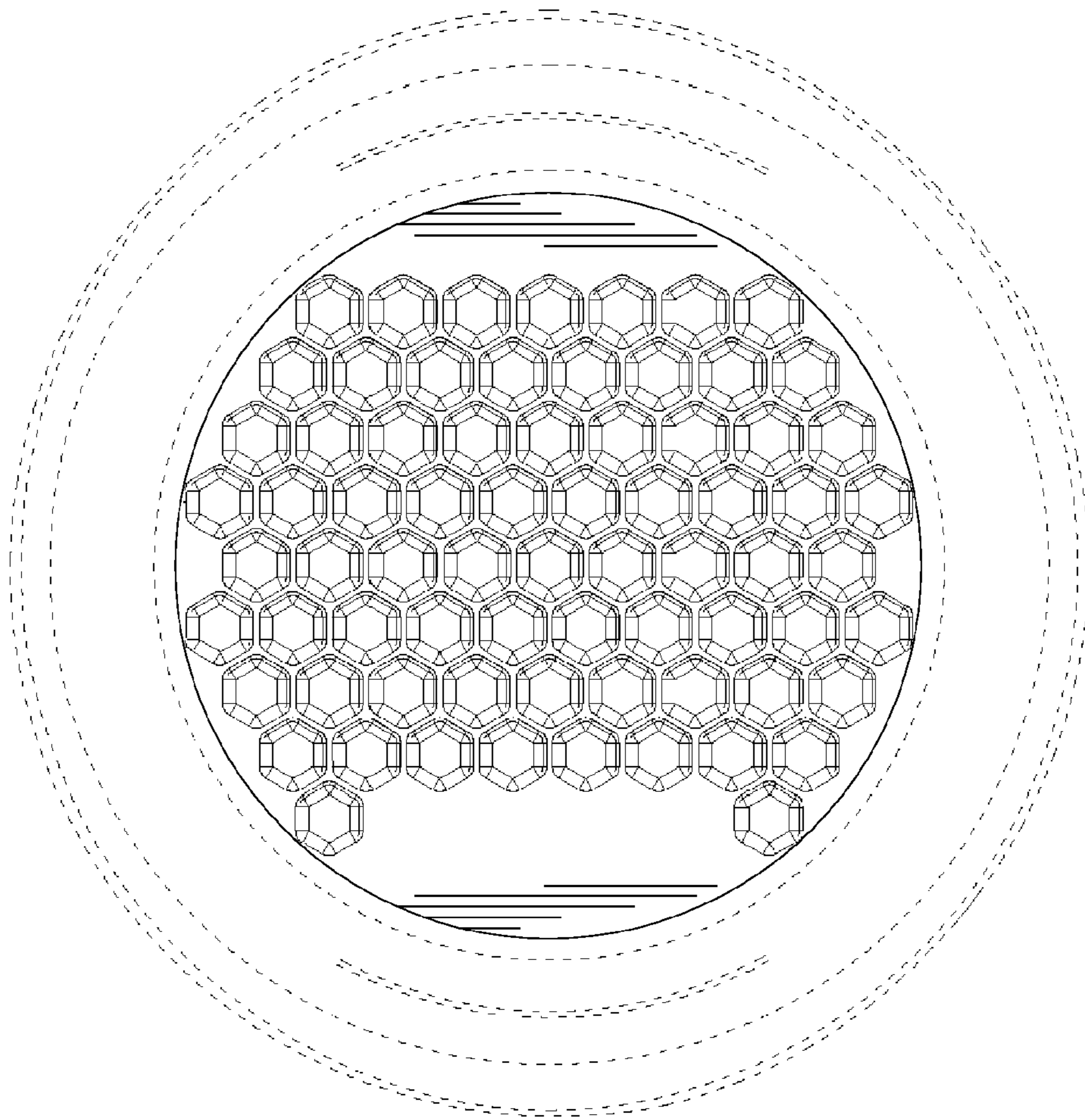


FIG.4




FIG.5

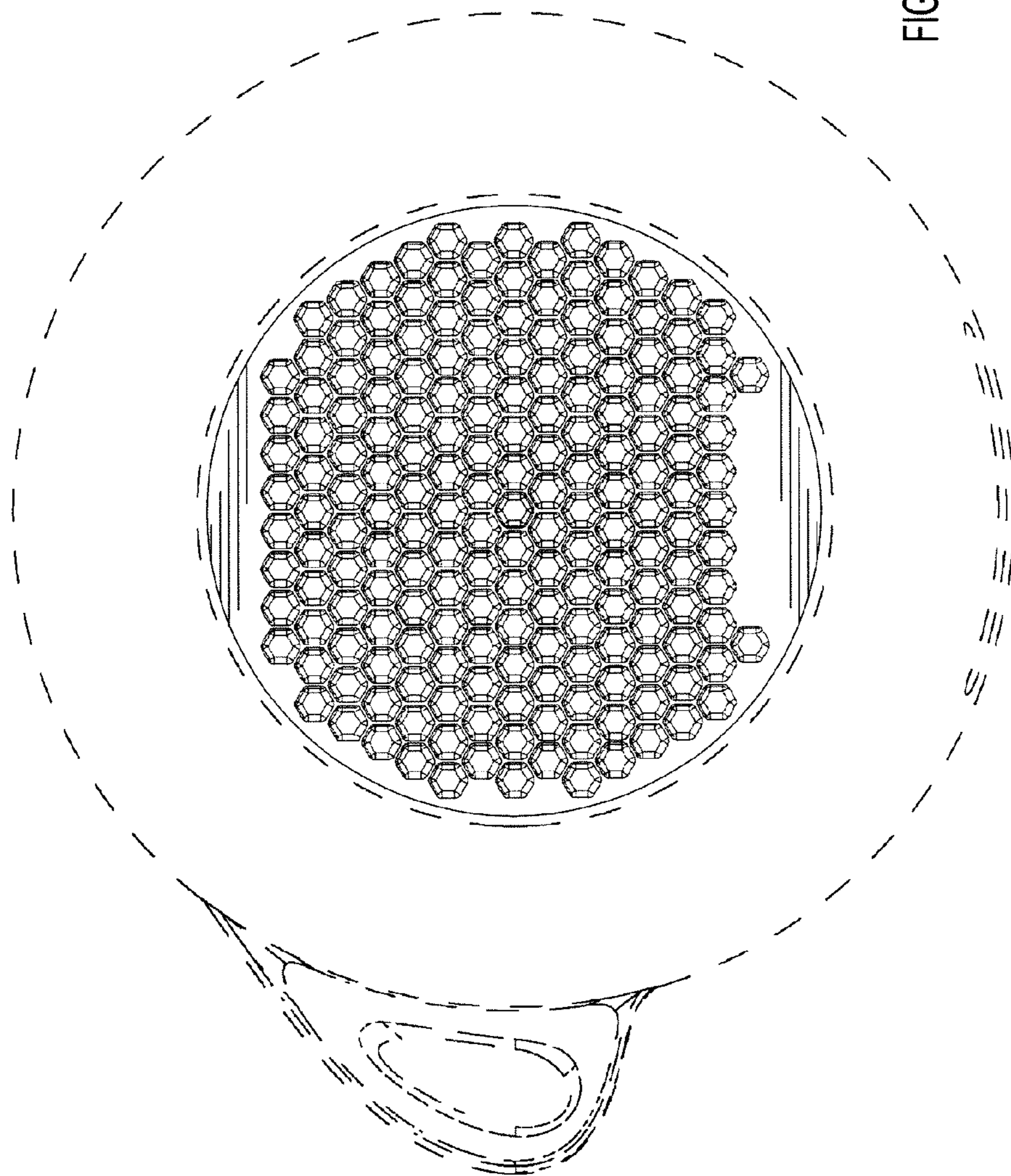


FIG. 6

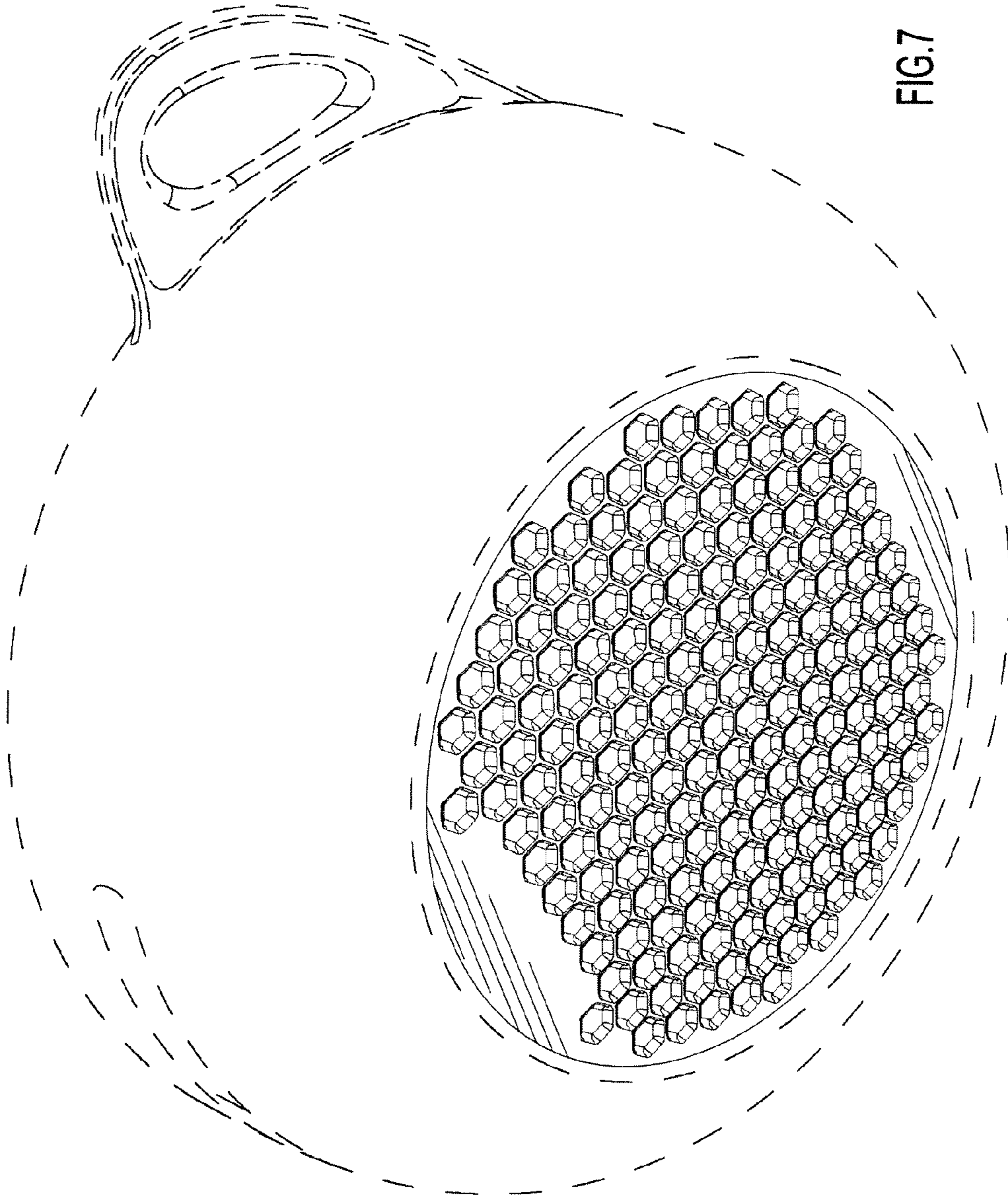


FIG.7




FIG.8




FIG.9

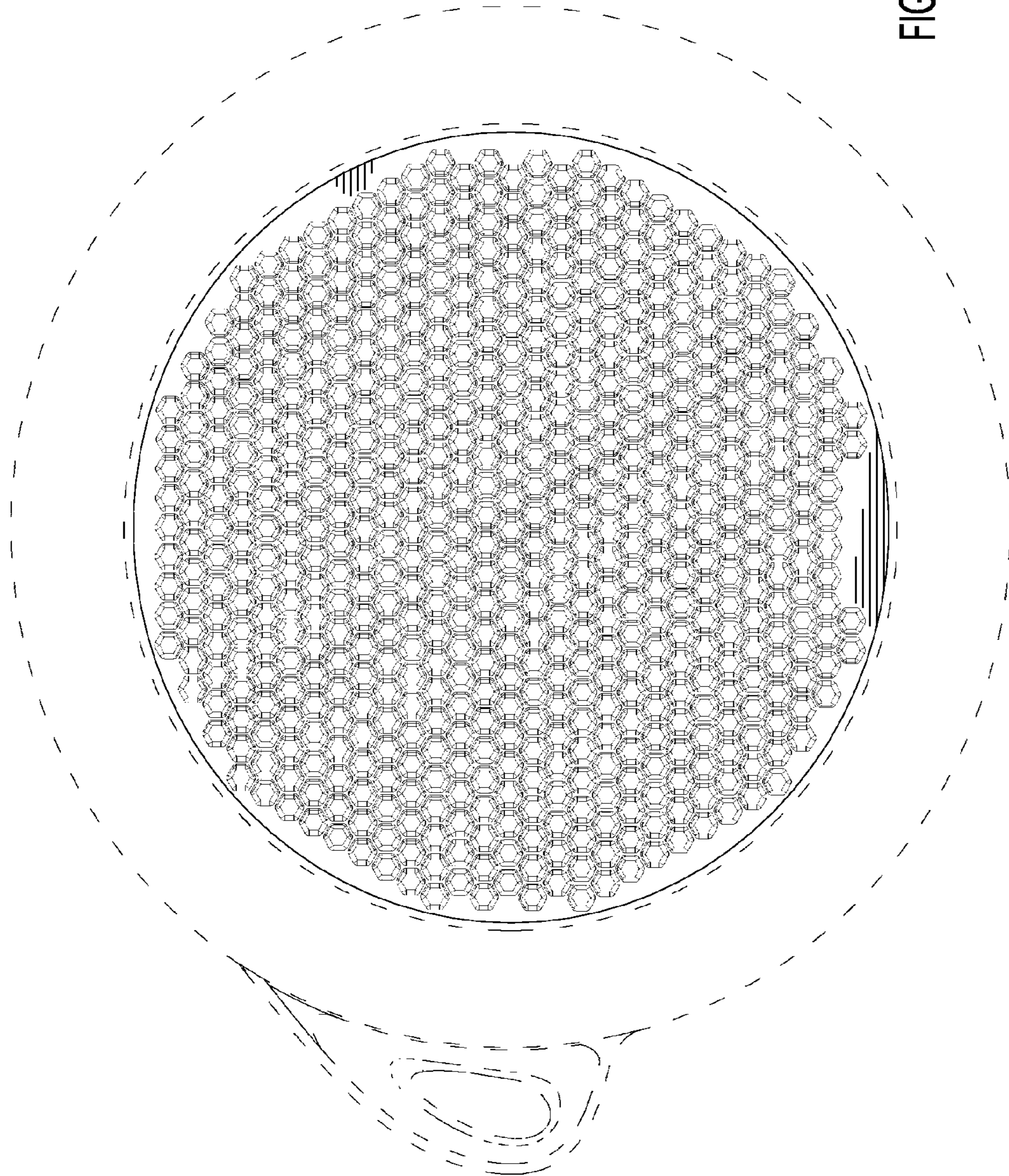


FIG. 10

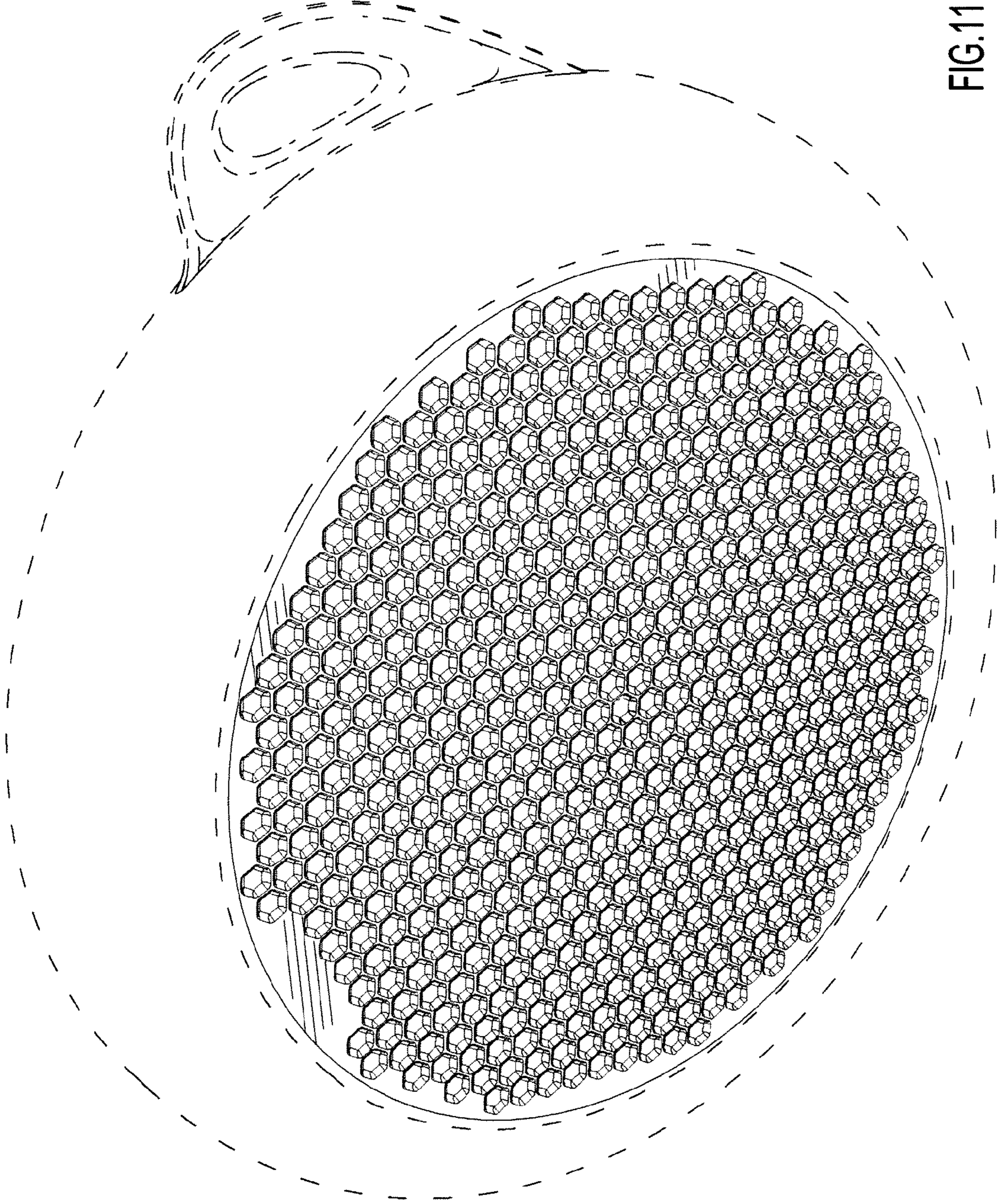


FIG. 11




FIG.12

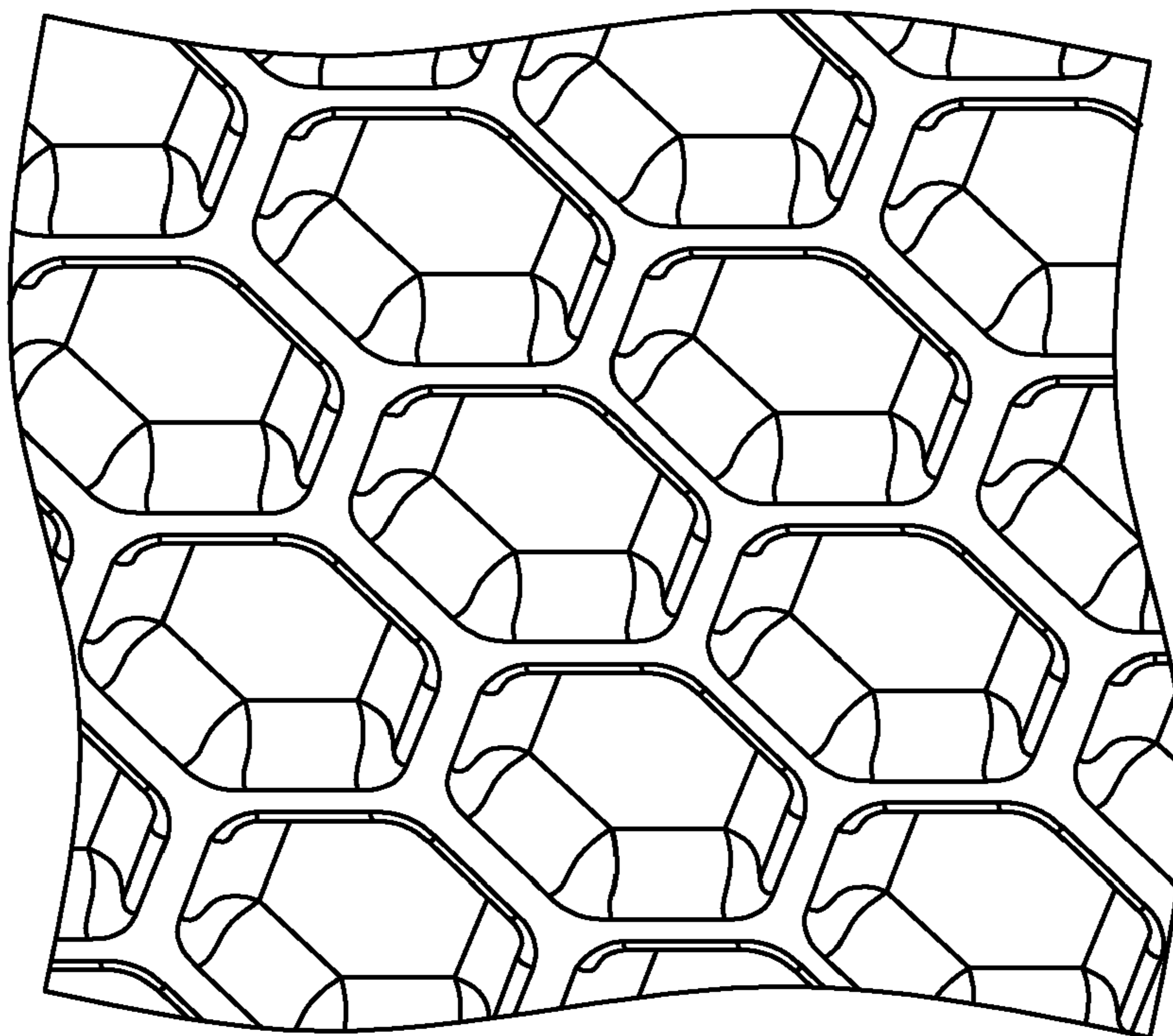


FIG. 13

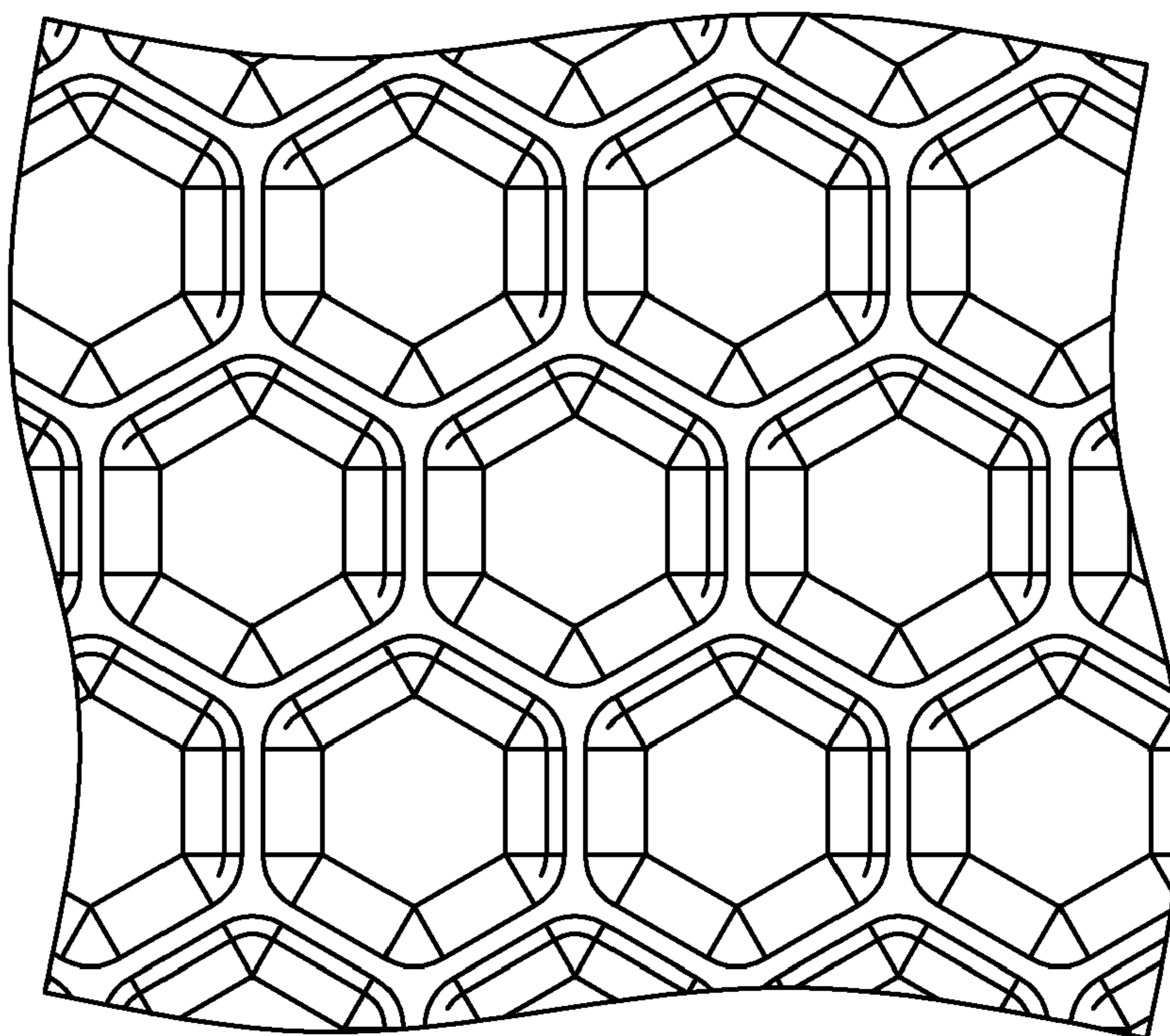


FIG. 14