



US00D662351S

(12) **United States Design Patent**  
**Browning et al.**

(10) **Patent No.:** **US D662,351 S**  
(45) **Date of Patent:** **\*\* Jun. 26, 2012**

(54) **FOOD COOKING DEVICE**

(75) Inventors: **Jeff Browning**, Charlotte, NC (US);  
**Todd Stancombe**, Charlotte, NC (US);  
**Elizabeth Ravreby Kaufman**, Houston,  
TX (US)

(73) Assignee: **Edison Nation, LLC**, Charlotte, NC  
(US)

(\*\*) Term: **14 Years**

(21) Appl. No.: **29/413,964**

(22) Filed: **Feb. 23, 2012**

**Related U.S. Application Data**

(62) Division of application No. 29/369,535, filed on Sep.  
9, 2010, now Pat. No. Des. 654,759.

(51) **LOC (9) Cl.** ..... **07-02**

(52) **U.S. Cl.** ..... **D7/354**

(58) **Field of Classification Search** ..... D7/354,  
D7/357, 500, 503, 361; 99/324, 336, 419,  
99/440

See application file for complete search history.

(56) **References Cited**

**U.S. PATENT DOCUMENTS**

D147,994 S *	11/1947	Siessmayr .....	D7/503
3,161,156 A *	12/1964	Batista et al. ....	249/120
3,757,674 A *	9/1973	Carroll .....	99/440
3,791,285 A *	2/1974	Mack .....	99/419
D285,403 S *	9/1986	Wilson .....	D7/354
D302,376 S *	7/1989	Eisele .....	D7/361

D342,188 S *	12/1993	Chen .....	D7/503
D423,869 S *	5/2000	Dadez .....	D7/354
D441,596 S *	5/2001	Fernandez .....	D7/354
D452,115 S *	12/2001	Malimovka .....	D7/503
D567,014 S *	4/2008	Silver et al. ....	D7/354
D615,807 S *	5/2010	Creel .....	D7/358
D654,759 S	2/2012	Browning et al.	

**FOREIGN PATENT DOCUMENTS**

AU	336539	5/2011
CA	139581	10/2011
CN	201130040459.1	2/2012
EC	001264303-001	3/2011
EC	001264303-002	3/2011

\* cited by examiner

*Primary Examiner* — Zenia Bennett

(74) *Attorney, Agent, or Firm* — Tillman Wright, PLLC;  
Chad D. Tillman; James D. Wright

(57) **CLAIM**

The ornamental design for a food cooking device, as shown.

**DESCRIPTION**

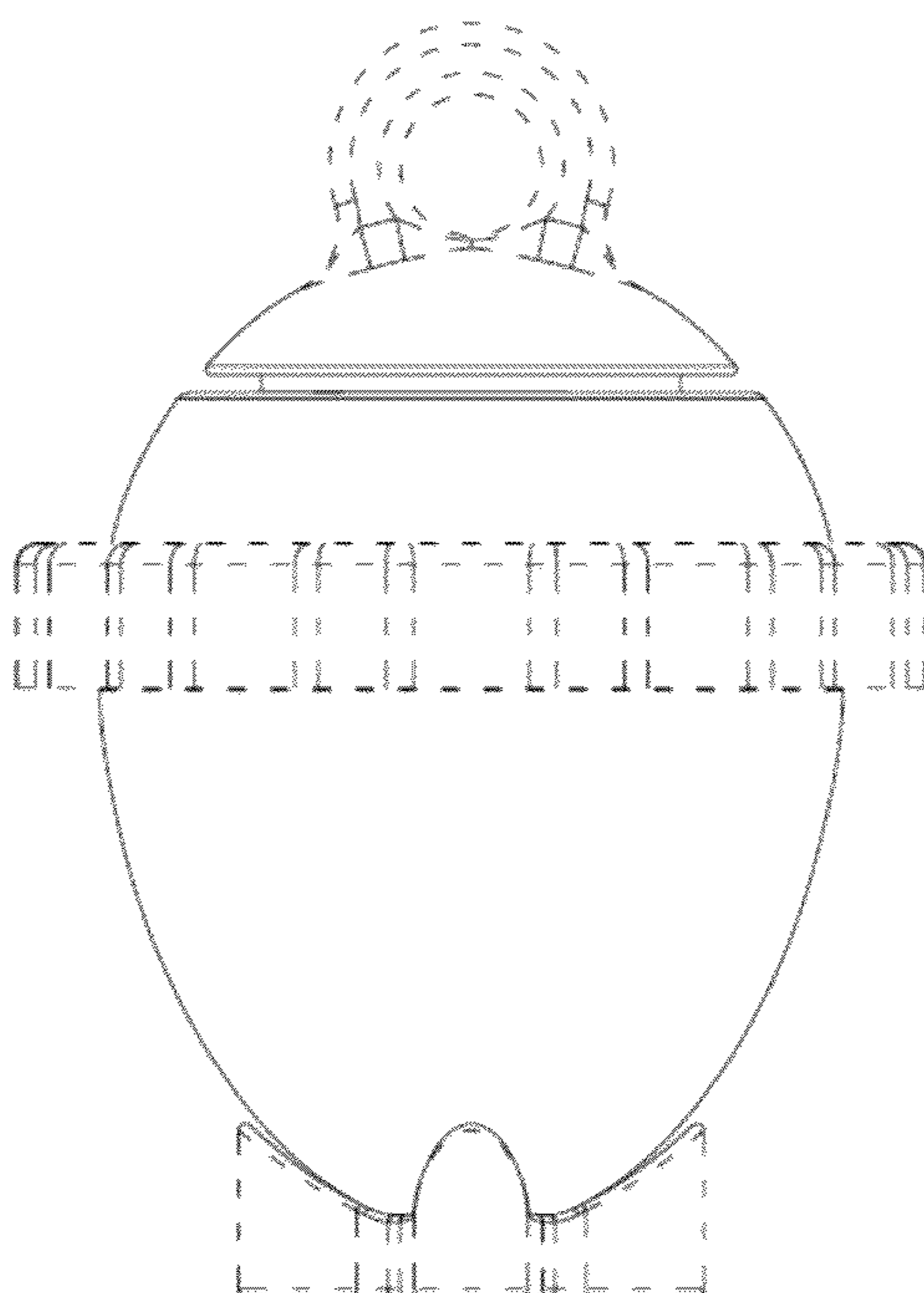
FIG. 1 is a front view of an egg-shaped vessel in accordance with an embodiment of the present invention, the back view being a mirror image thereof. Certain features of this embodiment are shown in broken lines.

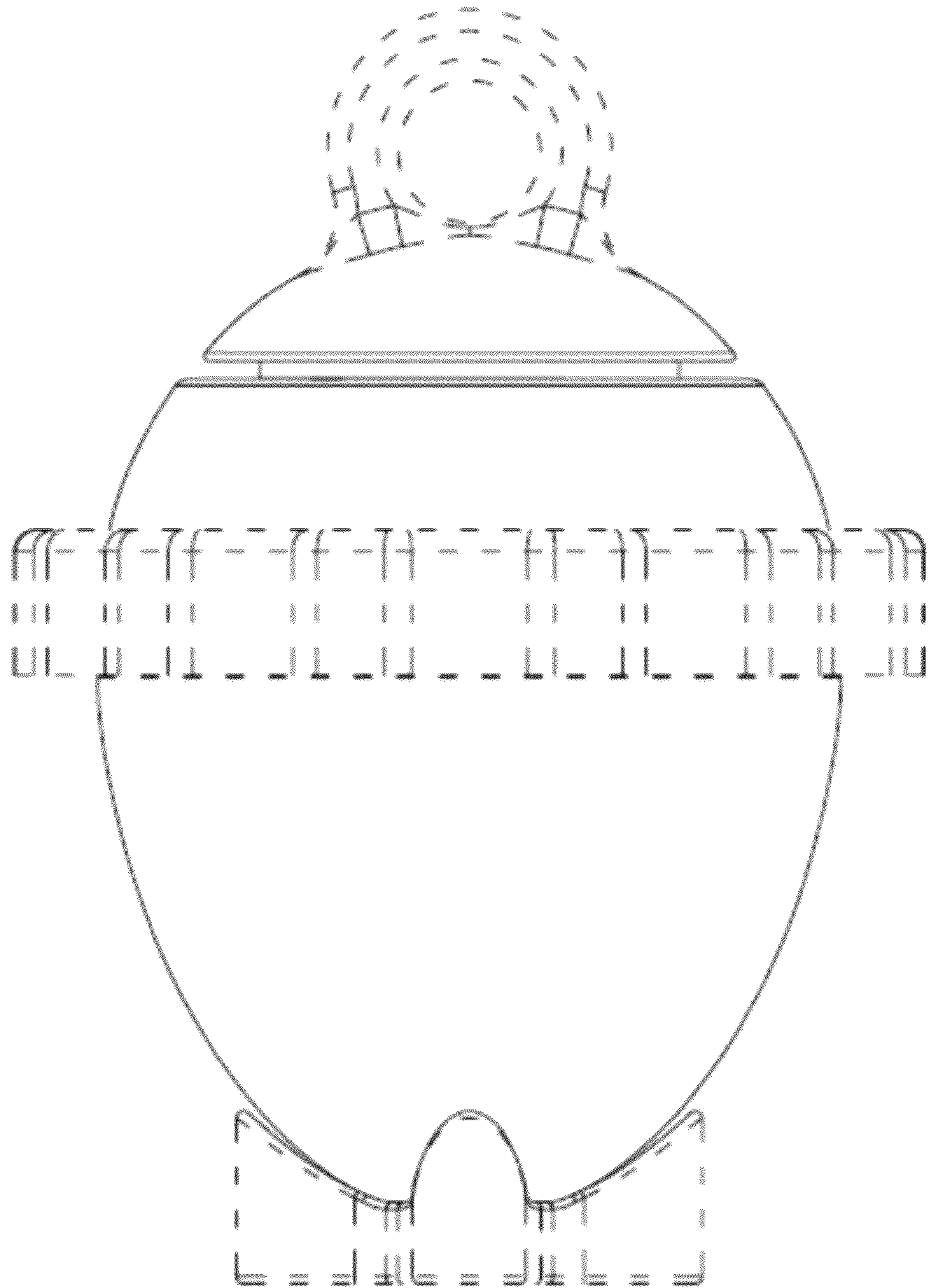
FIG. 2 is a right side view of the egg-shaped vessel of FIG. 1, the left side view being a mirror image thereof.

FIG. 3 is a top view of the egg-shaped vessel of FIG. 1; and, FIG. 4 is a bottom view of the egg-shaped vessel of FIG. 1.

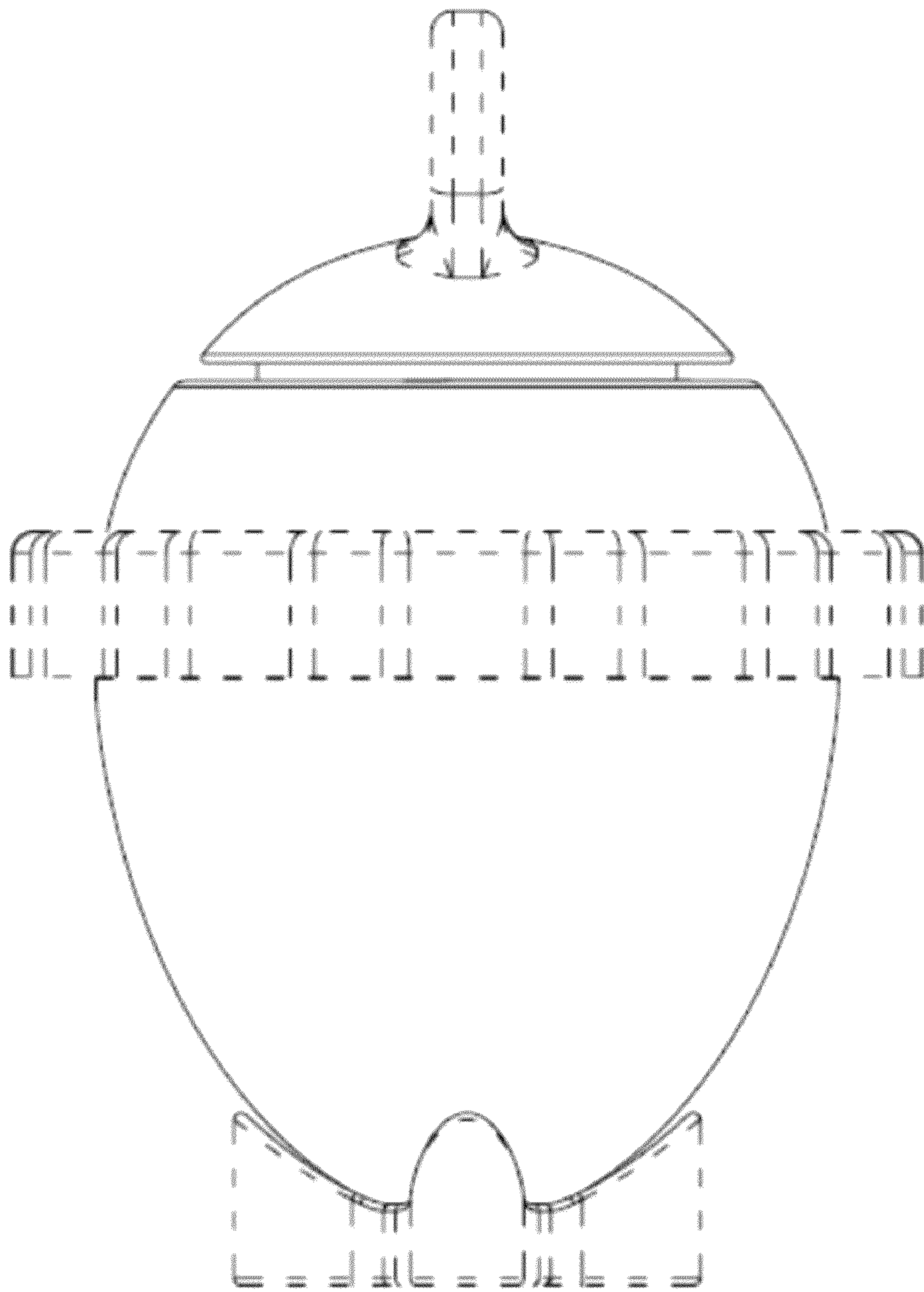
The broken lines which define the bounds of the claimed design form no part thereof.

**1 Claim, 4 Drawing Sheets**

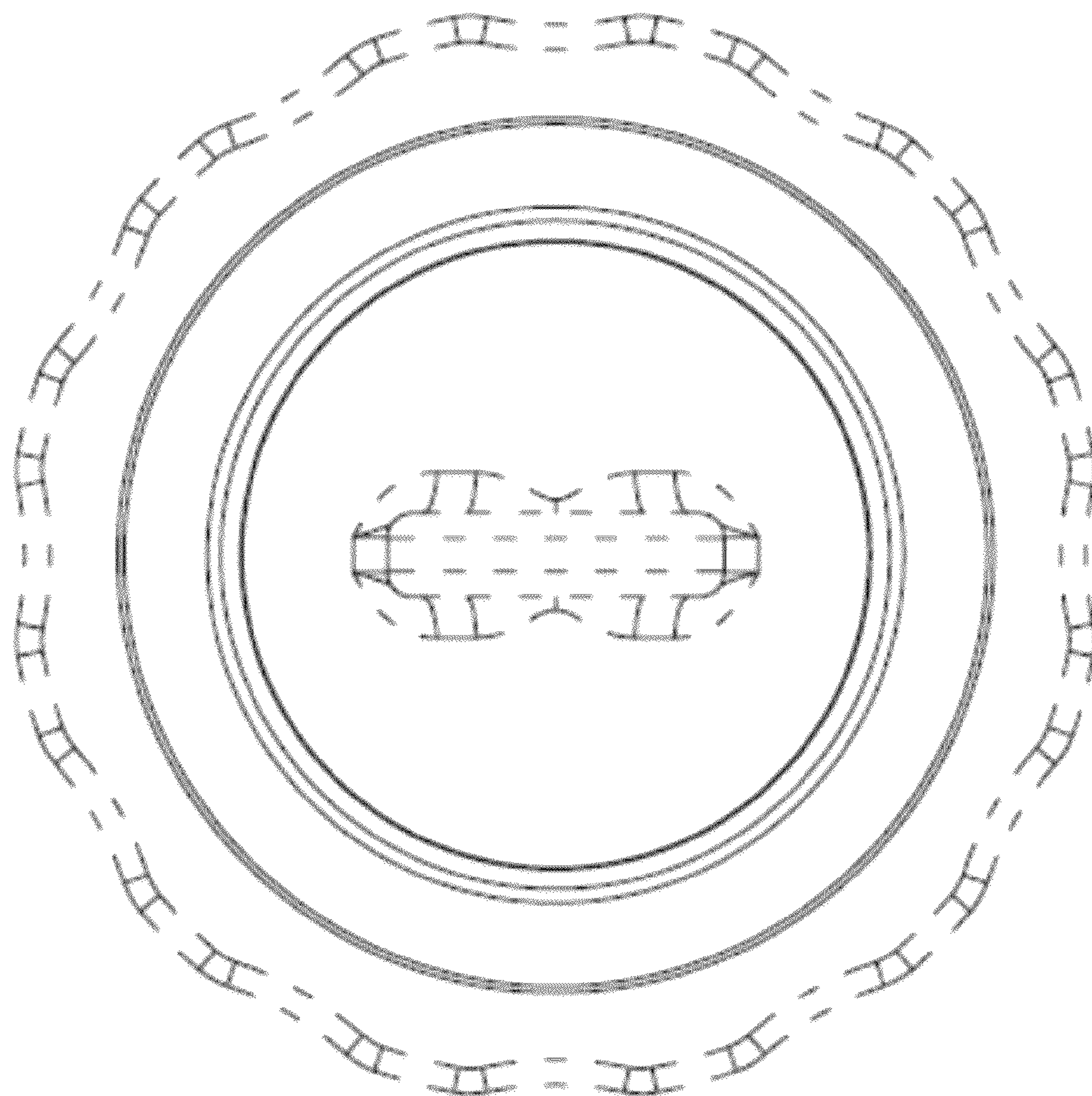




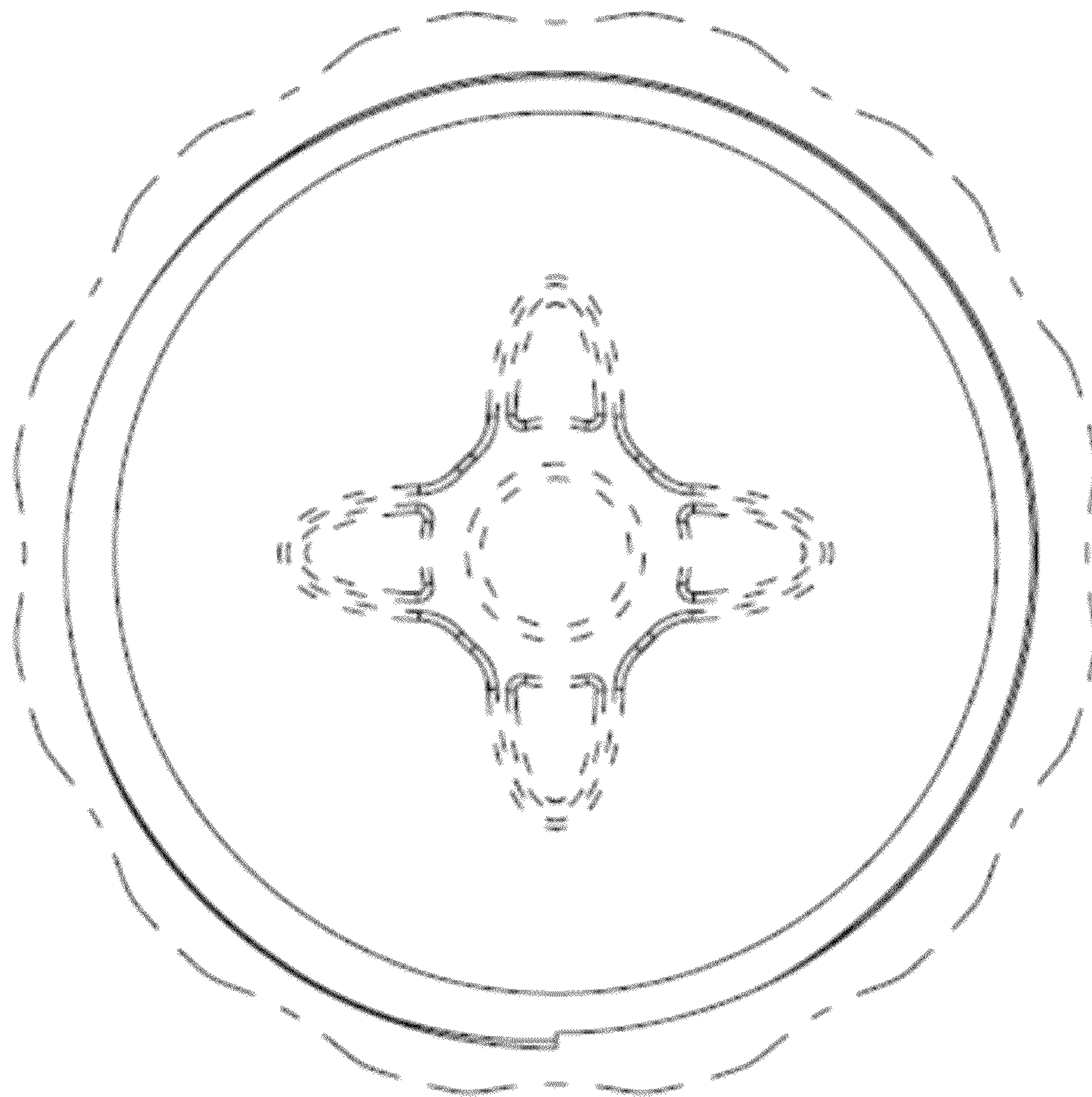
**FIG. 1**



**FIG. 2**



**FIG. 3**



***FIG. 4***