

US00D662325S

(12) **United States Design Patent**
Wong et al.

(10) **Patent No.:** **US D662,325 S**
(45) **Date of Patent:** **** Jun. 26, 2012**

(54) **SHEET WITH PATTERN**

(75) Inventors: **Arthur Wong**, West Chester, OH (US);
Hugh Joseph O'Donnell, Cincinnati, OH (US)

(73) Assignee: **The Procter & Gamble Company**,
Cincinnati, OH (US)

(**) Term: **14 Years**

(21) Appl. No.: **29/405,705**

(22) Filed: **Nov. 4, 2011**

Related U.S. Application Data

(62) Division of application No. 29/375,413, filed on Sep. 22, 2010, now Pat. No. Des. 650,993.

(51) **LOC (9) Cl.** **05-05**

(52) **U.S. Cl.** **D5/47**

(58) **Field of Classification Search** D5/4, 7,
D5/47, 53, 56-59, 61-63, 99; D6/582, 585,
D6/586, 612, 622; D11/165; D19/5; D24/124-126;
4/581; 5/490, 495; 15/208, 215; 112/401,
112/402; 139/383 B, 383 R, 420 R; 162/134;
428/57, 66.5, 187, 221, 542.2, 542.6; 604/385.01
See application file for complete search history.

(56) **References Cited**

U.S. PATENT DOCUMENTS

D94,232 S	1/1935	Miller	
D102,616 S	1/1937	Newman	
3,616,154 A	10/1971	Dow et al.	
D263,881 S	4/1982	Jury	
4,637,819 A *	1/1987	Ouellette et al.	604/369
D297,387 S	8/1988	Barr	
D349,159 S	7/1994	Huffman	
D363,610 S	10/1995	Saffran et al.	

D364,040 S	11/1995	Suskind
D364,277 S	11/1995	Worrall
D377,270 S	1/1997	Neal
D382,162 S	8/1997	Ertolacci et al.
D392,106 S	3/1998	Thomas
D392,466 S	3/1998	Kendall et al.
D405,271 S	2/1999	Unwin et al.
D407,225 S	3/1999	Dwiggins et al.
D411,921 S	7/1999	Thomas
D423,232 S	4/2000	Reid

(Continued)

FOREIGN PATENT DOCUMENTS

DE 049807176.0001 2/1999

(Continued)

OTHER PUBLICATIONS

U.S. Appl. No. 29/375,413, filed Sep. 21, 2010, Wong, et al.

Primary Examiner — Karen S Acker

(74) *Attorney, Agent, or Firm* — Larry L. Huston; Leonard W. Lewis; Steven W. Miller

(57) **CLAIM**

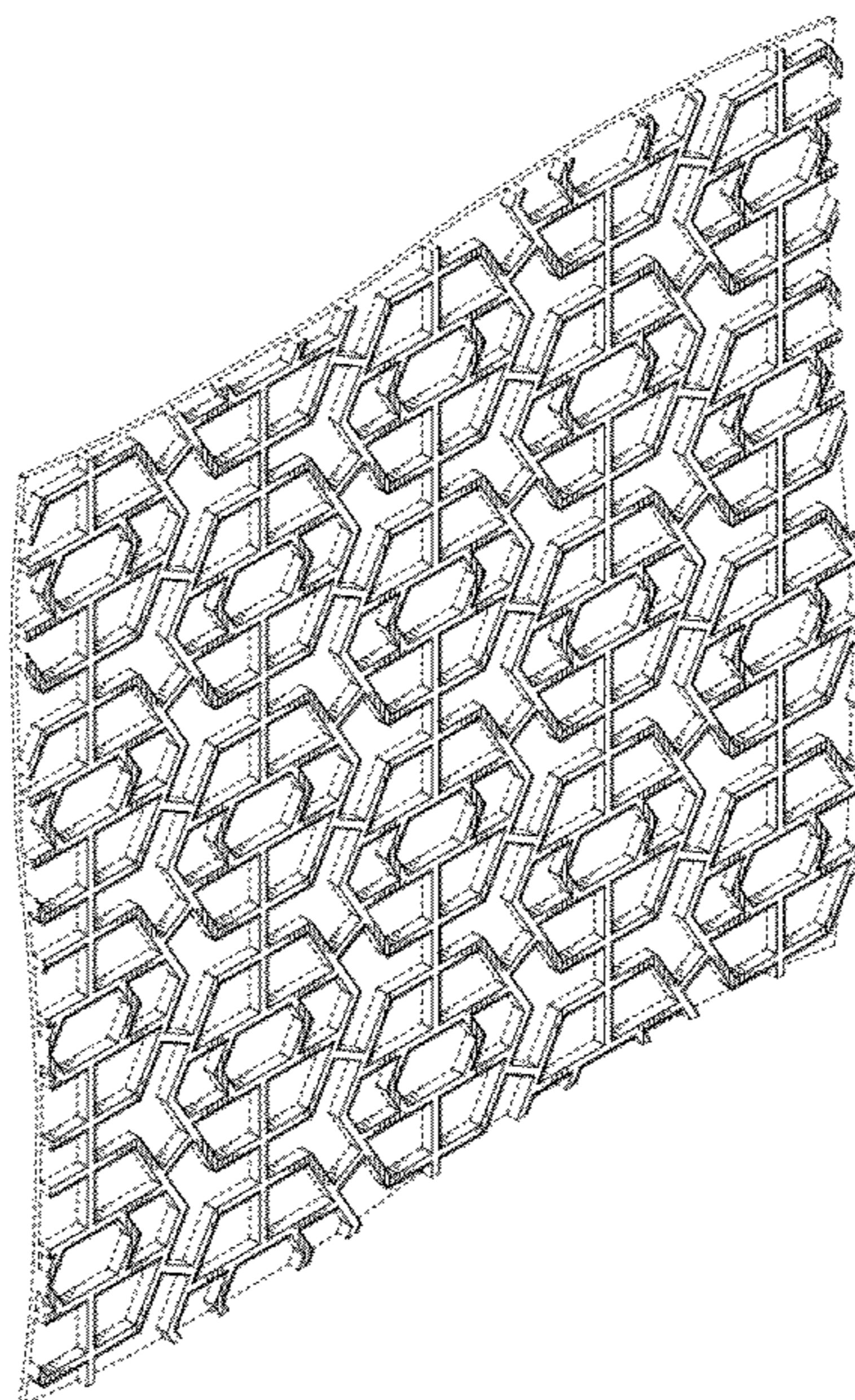
The ornamental design for a sheet with pattern, as shown and described.

DESCRIPTION

FIG. 1 is a perspective view of a sheet with pattern; FIG. 2 is a plan view of the sheet with pattern of FIG. 1; and, FIG. 3 is a plan view of a second embodiment of a sheet with pattern.

The broken line perimeter of the design forms the boundary of the claim and forms no part thereof. In FIGS. 1 and 2, the bottom surface drawn in broken line represents environmental subject matter and forms no part of the claim.

1 Claim, 3 Drawing Sheets



US D662,325 S

Page 2

U.S. PATENT DOCUMENTS			FOREIGN PATENT DOCUMENTS		
D424,810 S	5/2000	Thomas	7,303,861 B2 *	12/2007	Gray et al. 430/322
D426,709 S	6/2000	Latchoo	D591,052 S	4/2009	Lin
D428,931 S	8/2000	Zulch	D598,380 S	8/2009	Kuriki
D430,406 S	9/2000	Ingalls	D600,454 S	9/2009	Della Valle
D438,017 S	2/2001	Reid	D611,691 S	3/2010	Lubart et al.
6,228,462 B1 *	5/2001	Lee et al. 428/132	D615,378 S	5/2010	Koenig
D453,880 S	2/2002	Cheyne	D625,110 S	10/2010	Koenig
D457,328 S	5/2002	McBride et al.	D630,859 S	1/2011	Koenig
D459,093 S	6/2002	Forin	D635,342 S	4/2011	Youn
D463,137 S	9/2002	Monroe et al.	2004/0121686 A1 *	6/2004	Wong et al. 442/327
D463,138 S	9/2002	Cohen et al.			
6,603,052 B2 *	8/2003	Davis et al. 604/358	ES	000025405	5/1999
D501,609 S	2/2005	Wong et al.	FR	000981770.001	9/1998
D508,332 S	8/2005	Julton	GB	004002975	7/2007
D518,298 S	4/2006	Hynnek et al.	WO	WO 000033871.009	10/1995
D532,613 S	11/2006	Wu			

* cited by examiner

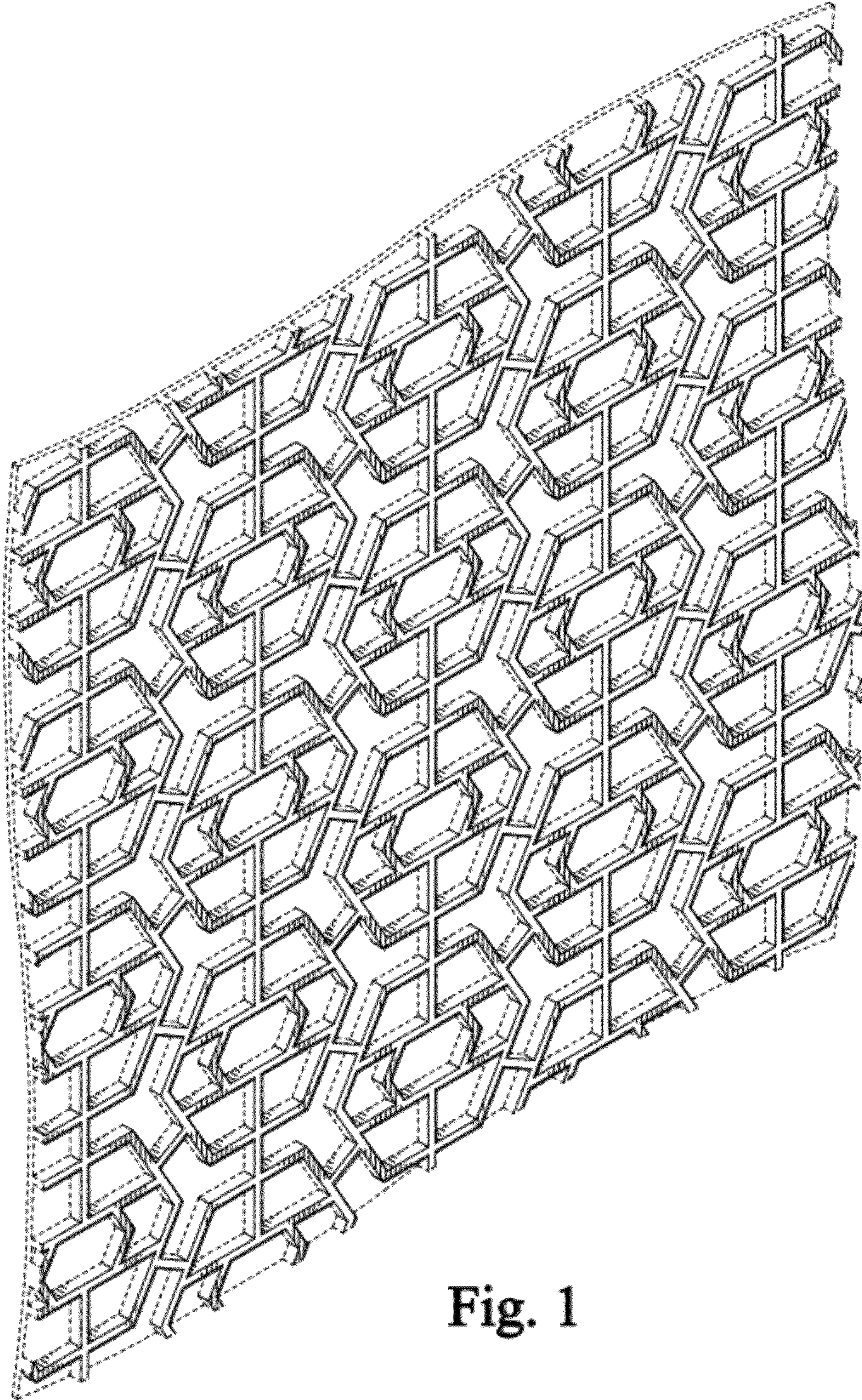


Fig. 1

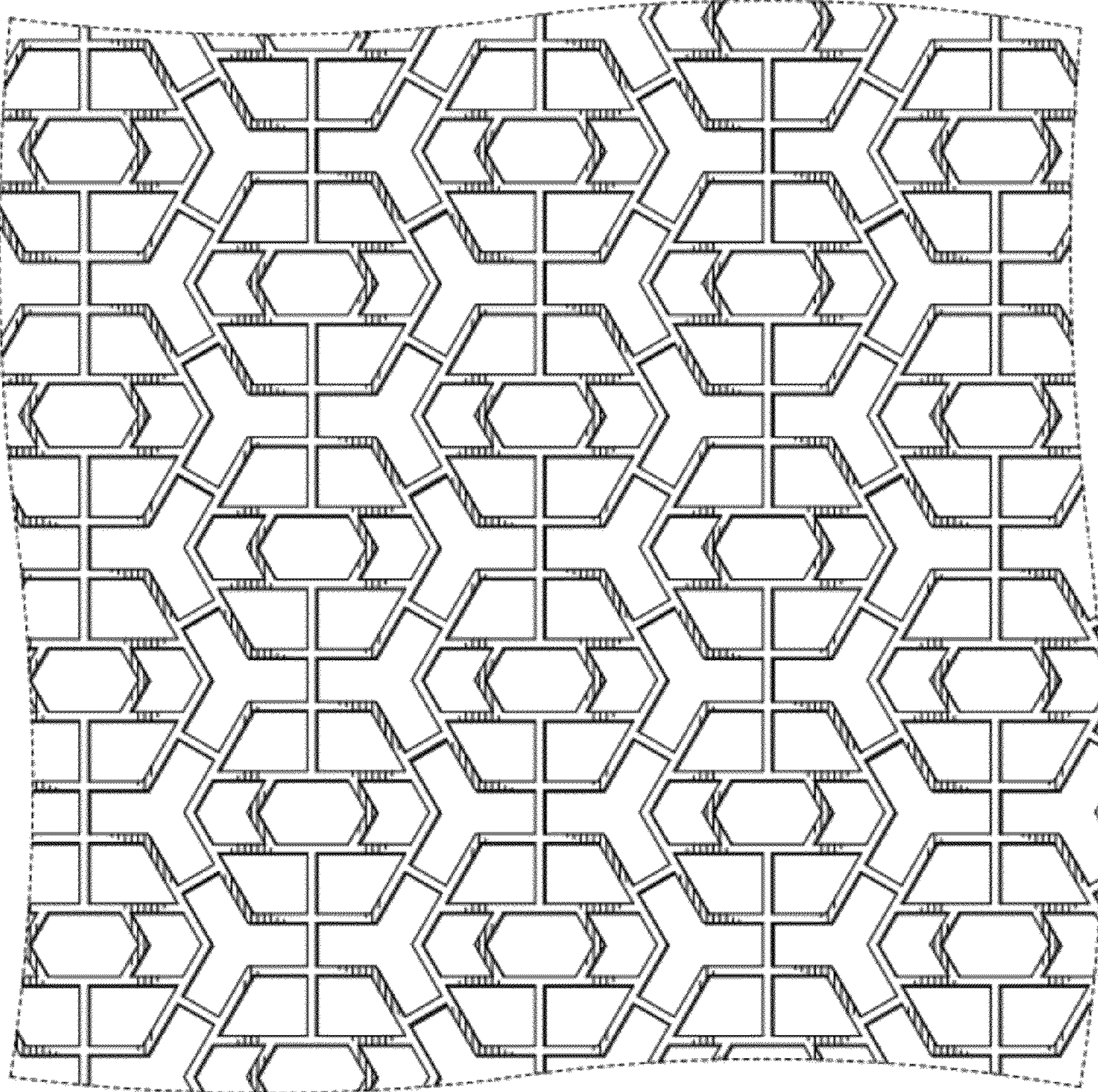


Fig. 2

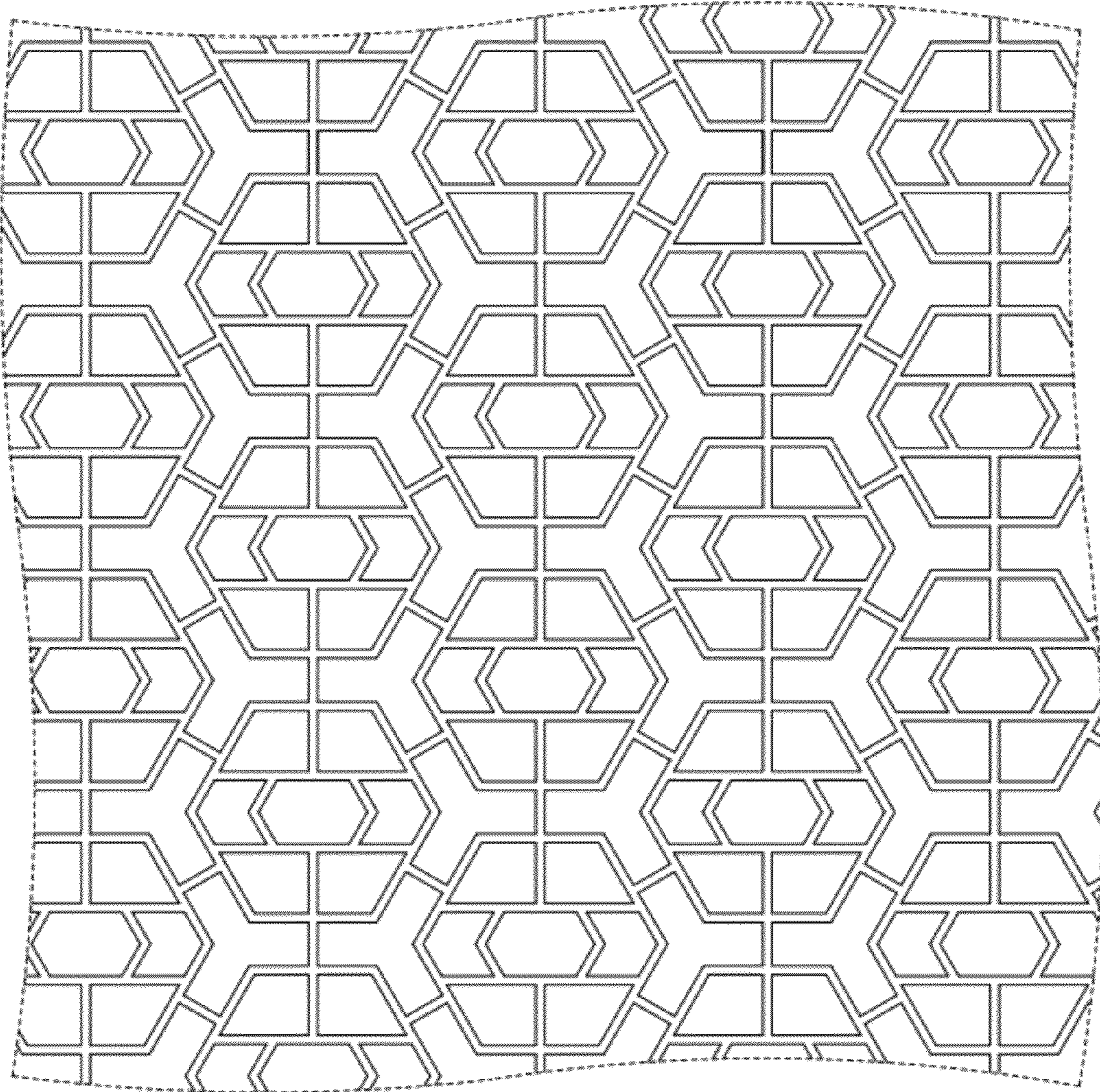


Fig. 3