



US00D662321S

(12) **United States Design Patent**  
**Perez-Segarra**

(10) **Patent No.:** **US D662,321 S**  
(45) **Date of Patent:** **\*\* Jun. 26, 2012**

(54) **BASKET**

(76) **Inventor:** **Juan Roberto Perez-Segarra**, San Juan,  
PR (US)

(\*\*) **Term:** **14 Years**

(21) **Appl. No.:** **29/412,857**

(22) **Filed:** **Feb. 8, 2012**

(51) **LOC (9) Cl.** ..... **03-01**

(52) **U.S. Cl.** ..... **D3/309**

(58) **Field of Classification Search** ..... D3/304,  
D3/306-309, 315-316; D7/601-603, 608,  
D7/709; D9/429-430; D22/136; D32/37,  
D32/53; 217/122, 125; 220/659, 669  
See application file for complete search history.

D493,929	S	*	8/2004	Schwarz	.....	D32/53
D516,815	S	*	3/2006	Peller et al.	.....	D3/306
D536,172	S	*	2/2007	Baez	.....	D3/309
D590,561	S	*	4/2009	Baltz	.....	D32/53
D597,382	S	*	8/2009	Bognar	.....	D7/624.2
D602,694	S	*	10/2009	Alvarez	.....	D3/315
D604,047	S	*	11/2009	Williams	.....	D3/310
D608,066	S	*	1/2010	Pearl et al.	.....	D32/53
D614,804	S	*	4/2010	Davis	.....	D27/102
D639,612	S	*	6/2011	Huang et al.	.....	D7/608
D648,537	S	*	11/2011	Kostner	.....	D3/315
D649,220	S	*	11/2011	Vreeland	.....	D23/209
D655,914	S	*	3/2012	Perez	.....	D3/309
D655,915	S	*	3/2012	Perez	.....	D3/309
D657,164	S	*	4/2012	Grimaldi	.....	D6/491

\* cited by examiner

*Primary Examiner* — Kelley Donnelly

(74) *Attorney, Agent, or Firm* — Hogleund & Pamias, PSC;  
Roberto J. Rios

(56) **References Cited**

**U.S. PATENT DOCUMENTS**

D312,157	S	*	11/1990	Sjolander	.....	D32/53
5,174,447	A	*	12/1992	Fleming	.....	206/373
D381,514	S	*	7/1997	Wood	.....	D3/306
D386,860	S	*	11/1997	Breen	.....	D32/53
D391,077	S	*	2/1998	Lacy et al.	.....	D3/306
D396,912	S	*	8/1998	Maire et al.	.....	D32/53
D398,663	S	*	9/1998	Freelander	.....	D21/532
5,848,701	A	*	12/1998	Riccabona	.....	206/702
D417,326	S	*	11/1999	Greene	.....	D32/53
D448,530	S	*	9/2001	Johnson	.....	D30/129
D451,280	S	*	12/2001	Snell	.....	D3/309
D451,648	S	*	12/2001	Johnson	.....	D30/129
D459,582	S	*	7/2002	Lacy et al.	.....	D3/307

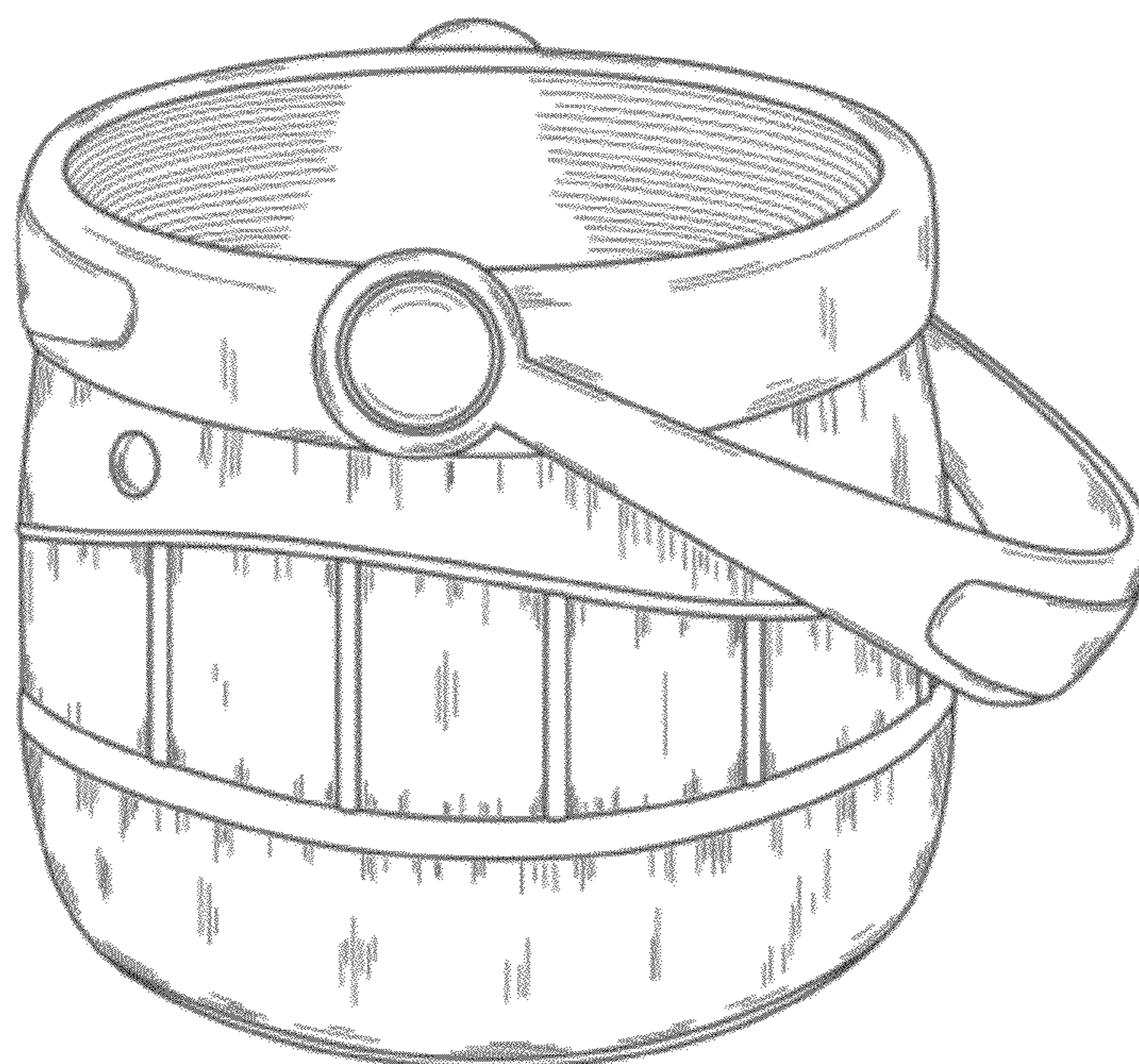
(57) **CLAIM**

The ornamental design for a basket, as shown and described.

**DESCRIPTION**

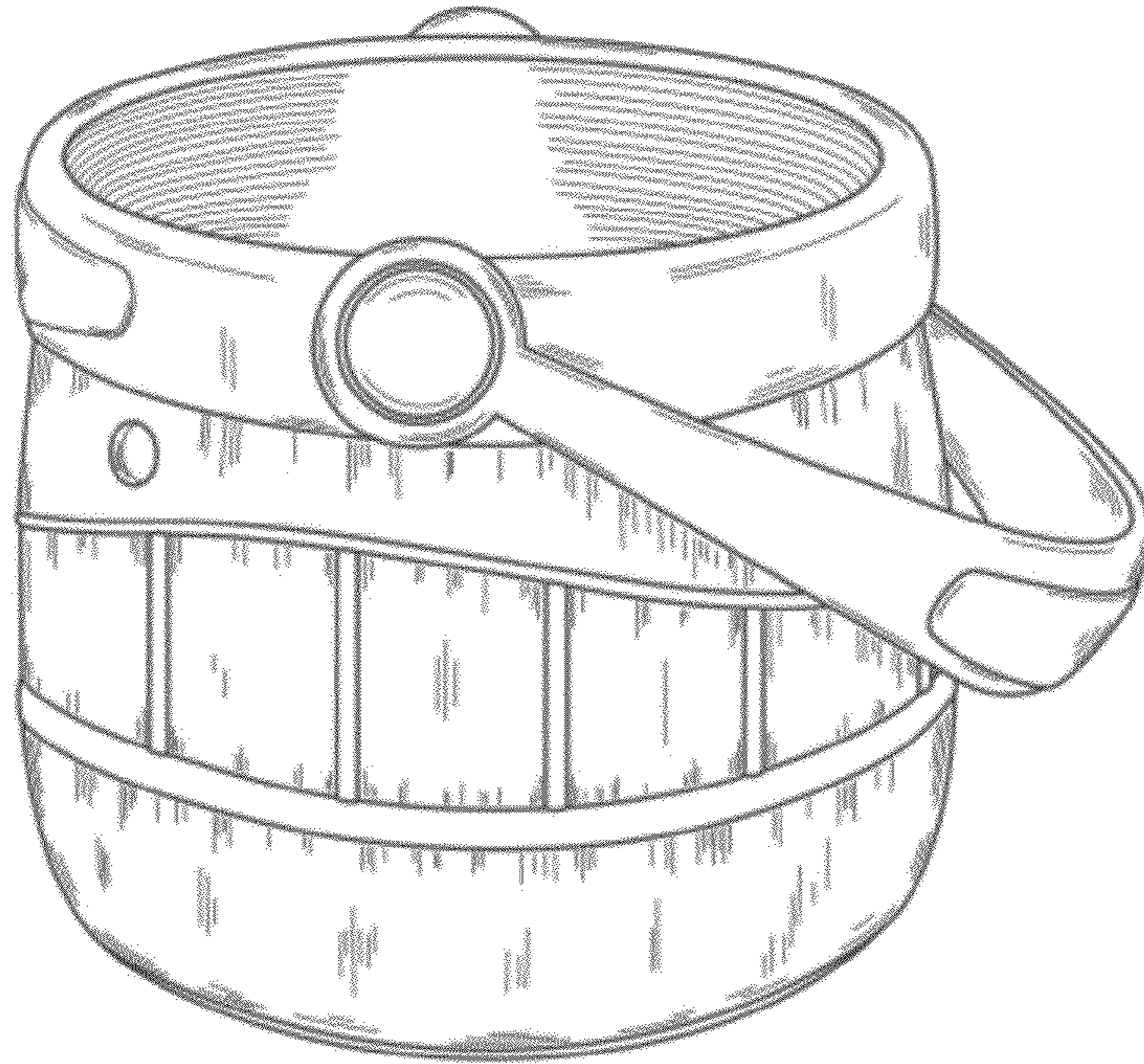
FIG. 1 is a side perspective view of the basket.  
FIG. 2 is a side view of the basket of FIG. 1.  
FIG. 3 is a top view of the basket of FIG. 1; and,  
FIG. 4 is a bottom view of the basket of FIG. 1.  
The broken lines are for the purpose of illustrating the environment of the design only and form no part of the claimed design.

**1 Claim, 2 Drawing Sheets**

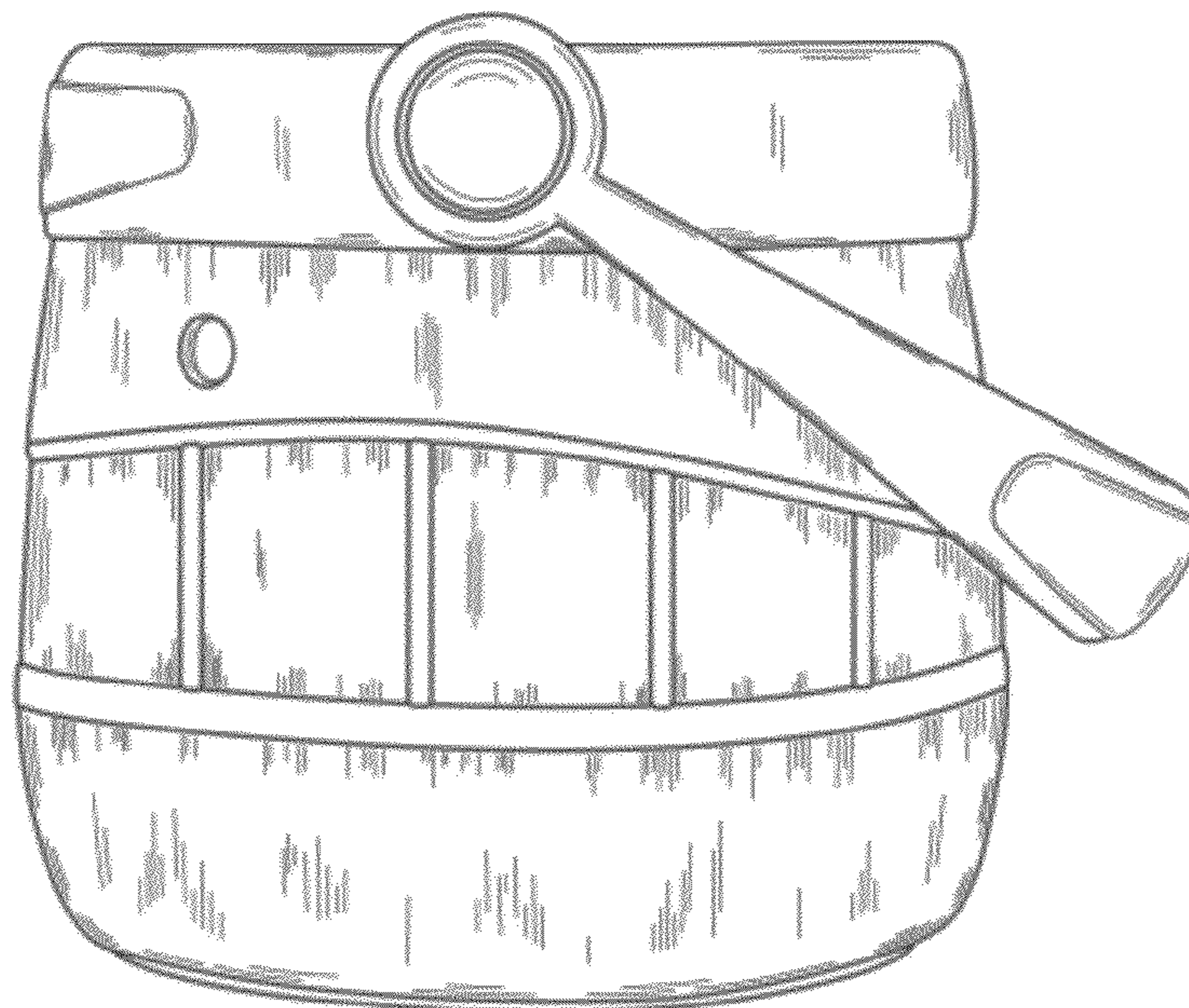




**FIG. 1**

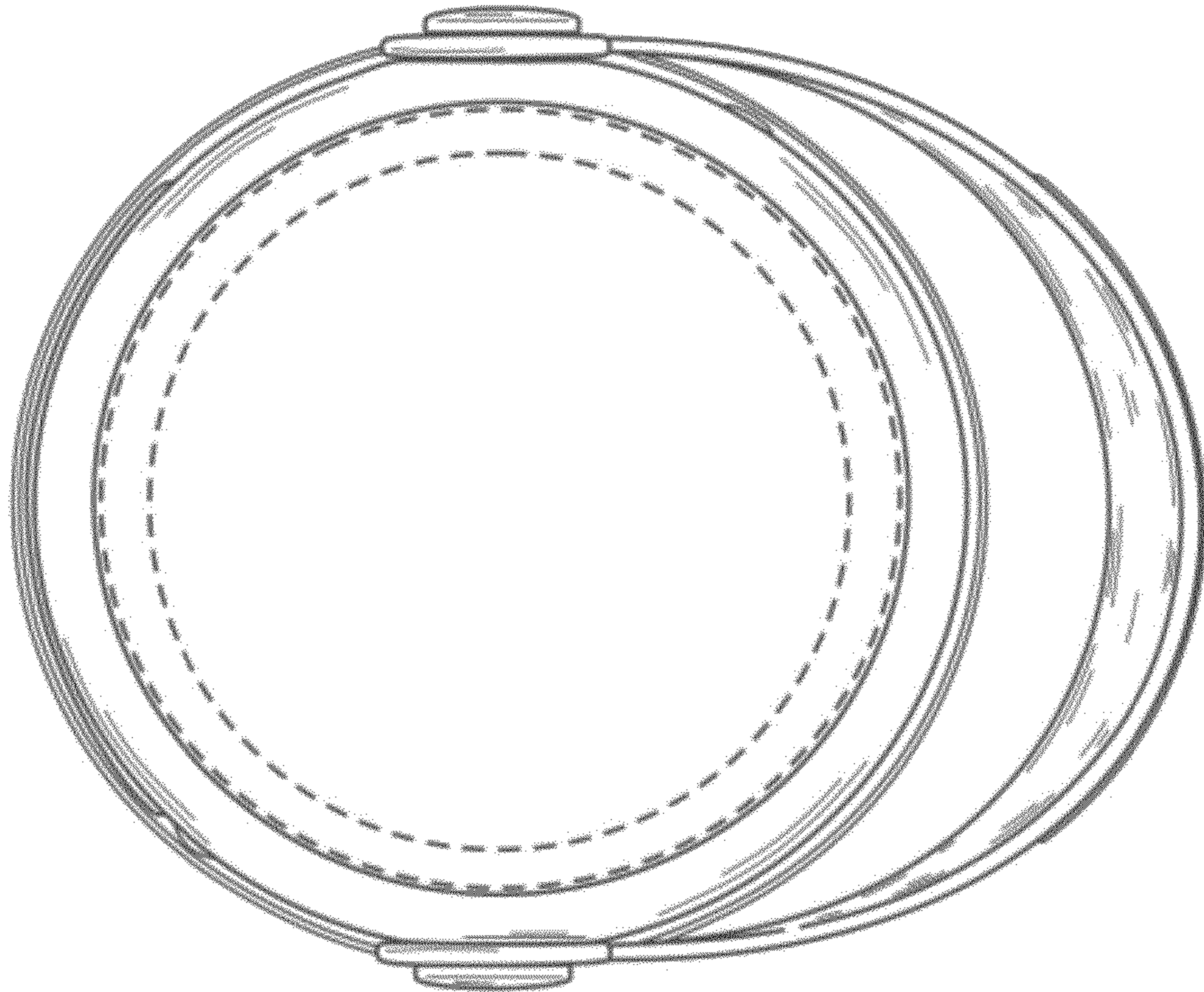


**FIG. 2**





**FIG. 3**



**FIG. 4**

