



US00D662312S

(12) **United States Design Patent**  
**Kutz**

(10) **Patent No.:** **US D662,312 S**  
(45) **Date of Patent:** **\*\* Jun. 26, 2012**

- (54) **HANDS-FREE UMBRELLA HARNESS**
  - (76) Inventor: **William R. Kutz**, McKean, PA (US)
  - (\*\*) Term: **14 Years**
  - (21) Appl. No.: **29/358,774**
  - (22) Filed: **Mar. 31, 2010**
  - (51) **LOC (9) Cl.** ..... **03-03**
  - (52) **U.S. Cl.** ..... **D3/5**
  - (58) **Field of Classification Search** ..... D3/5-17;  
135/15.1, 23, 25.3, 26, 27, 29, 31, 32, 33.4,  
135/33.41, 44, 33.5
- See application file for complete search history.

5,799,846 A *	9/1998	Pfleger	224/148.7
5,878,761 A	3/1999	Vadher	
5,887,771 A *	3/1999	Perry	224/190
5,918,611 A *	7/1999	Amato	135/16
5,918,612 A	7/1999	Hughes	
6,024,464 A	2/2000	De Vera	
6,619,521 B2	9/2003	Hadley	
6,866,173 B2 *	3/2005	Haber	224/160
6,923,357 B2 *	8/2005	Smith	224/605
7,275,668 B1 *	10/2007	Carroll	224/190
7,621,066 B1 *	11/2009	Mathison	43/21.2
7,641,085 B2 *	1/2010	Nickels	224/190
2006/0076374 A1	4/2006	Jennings	

\* cited by examiner

*Primary Examiner* — John Windmuller

(57) **CLAIM**

The ornamental design for a hands-free umbrella harness, as shown and described.

(56) **References Cited**

**U.S. PATENT DOCUMENTS**


191,782 A *	6/1877	Smith, Sr.	224/190
791,855 A *	6/1905	Alexander	224/189
1,262,402 A *	4/1918	Stuckey	224/190
1,466,715 A *	9/1923	Hart	224/188
1,704,407 A	3/1929	Rice	
2,085,984 A *	7/1937	Kruithof	224/188
2,610,778 A *	9/1952	Young	224/188
3,120,332 A *	2/1964	White	224/189
3,204,650 A *	9/1965	Shinew	135/16
4,537,339 A	8/1985	Pearson	
D330,455 S	10/1992	Massie	
5,263,837 A	11/1993	Dompe	
5,353,977 A *	10/1994	Schiro et al.	224/251
D361,654 S *	8/1995	Petracco	D3/5
5,513,786 A *	5/1996	Drane	224/188
5,620,119 A	4/1997	Keller	

**DESCRIPTION**

FIG. 1 is a front view of a hands-free umbrella harness showing my new design;  
 FIG. 2 is a back view thereof;  
 FIG. 3 is a side view thereof;  
 FIG. 4 is an opposite side view thereof;  
 FIG. 5 is a top view thereof; and,  
 FIG. 6 is a bottom view thereof.

In FIGS. 2, 3, 4 and 6, the broken lines showing of environmental structure for purposes of illustrating the hands-free umbrella harness in a condition of use. The broken lines and the structure they depict form no part of the claimed design.

**1 Claim, 6 Drawing Sheets**






FIG. 1




FIG. 2



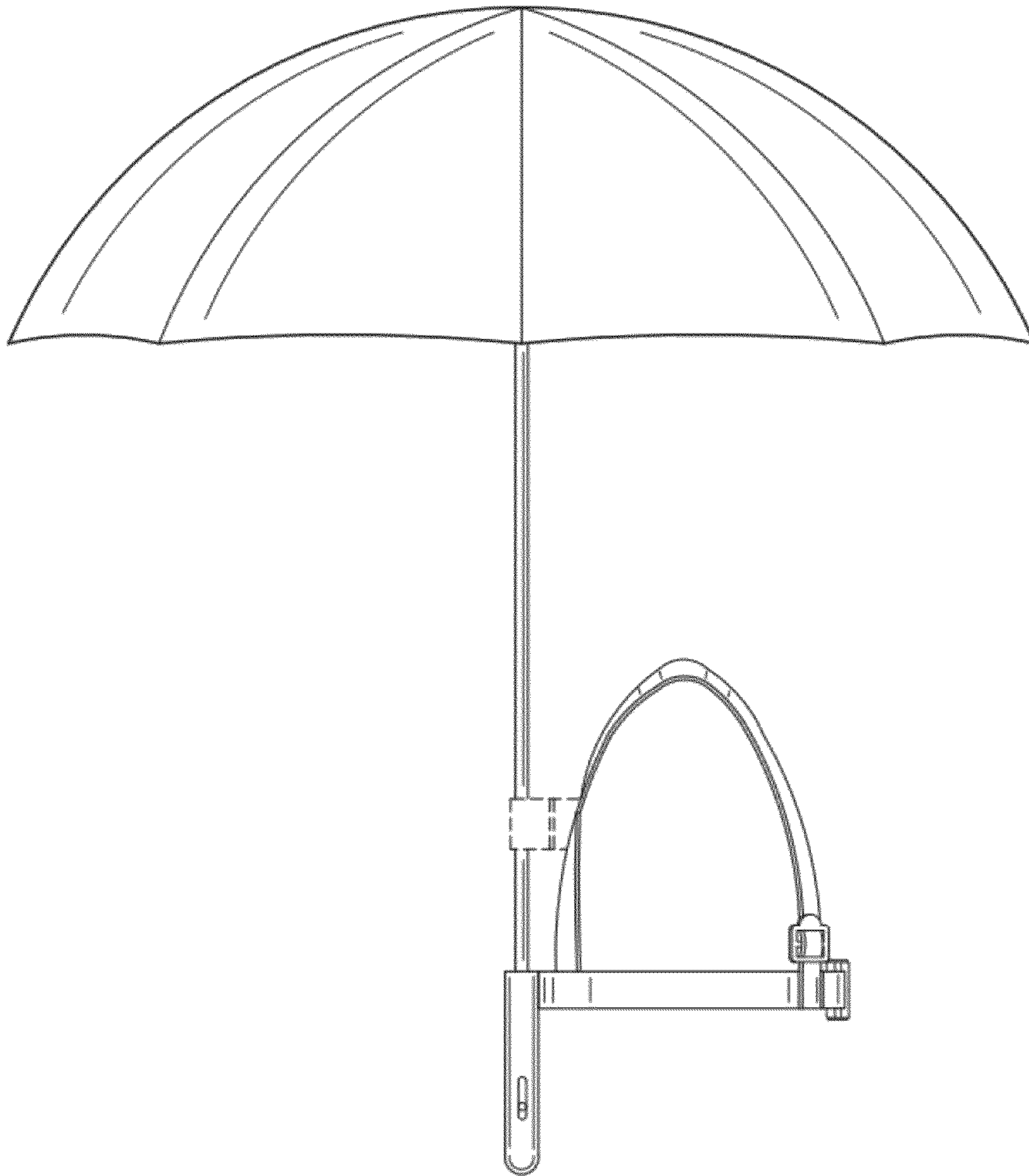


FIG. 3

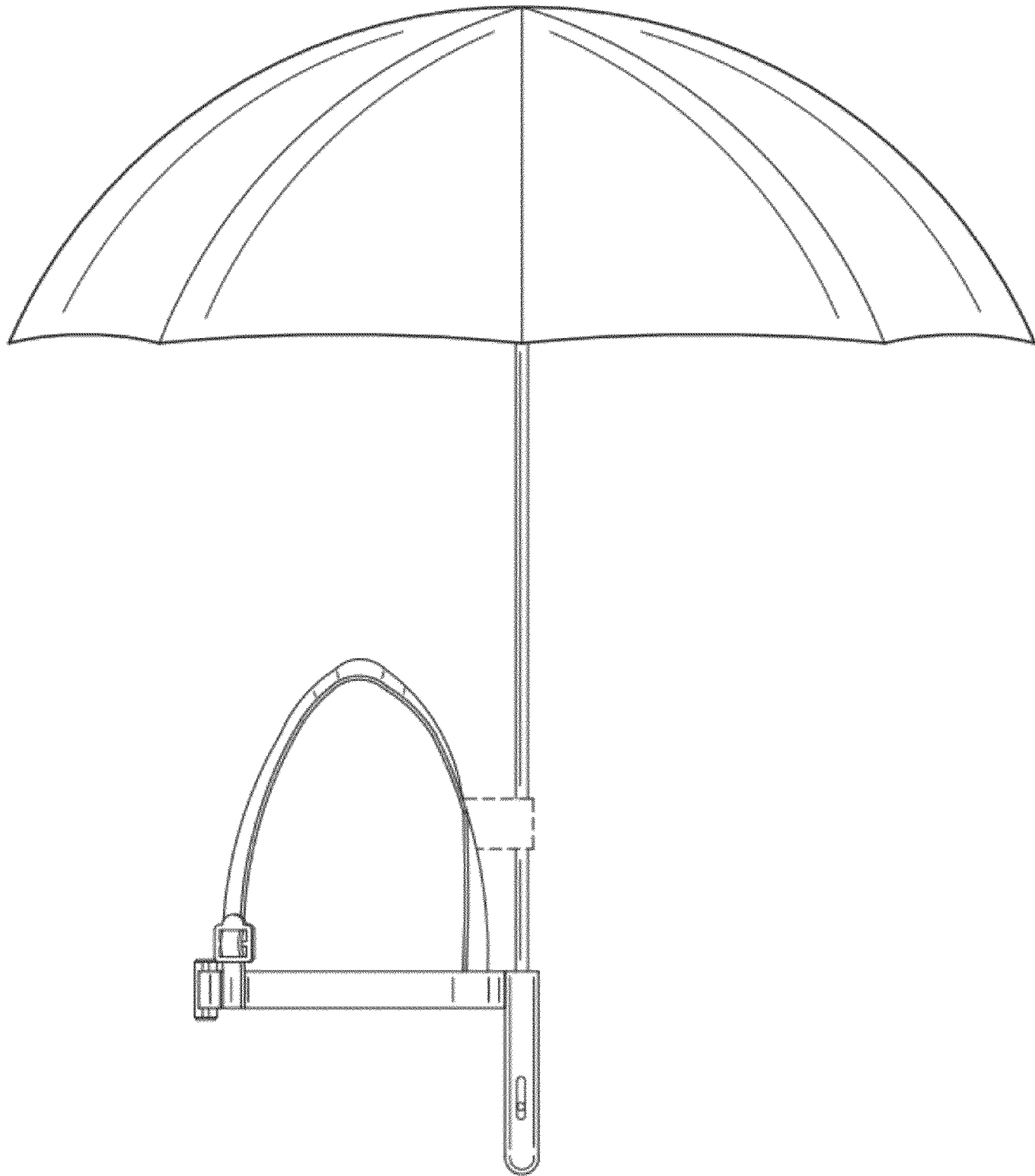


FIG. 4

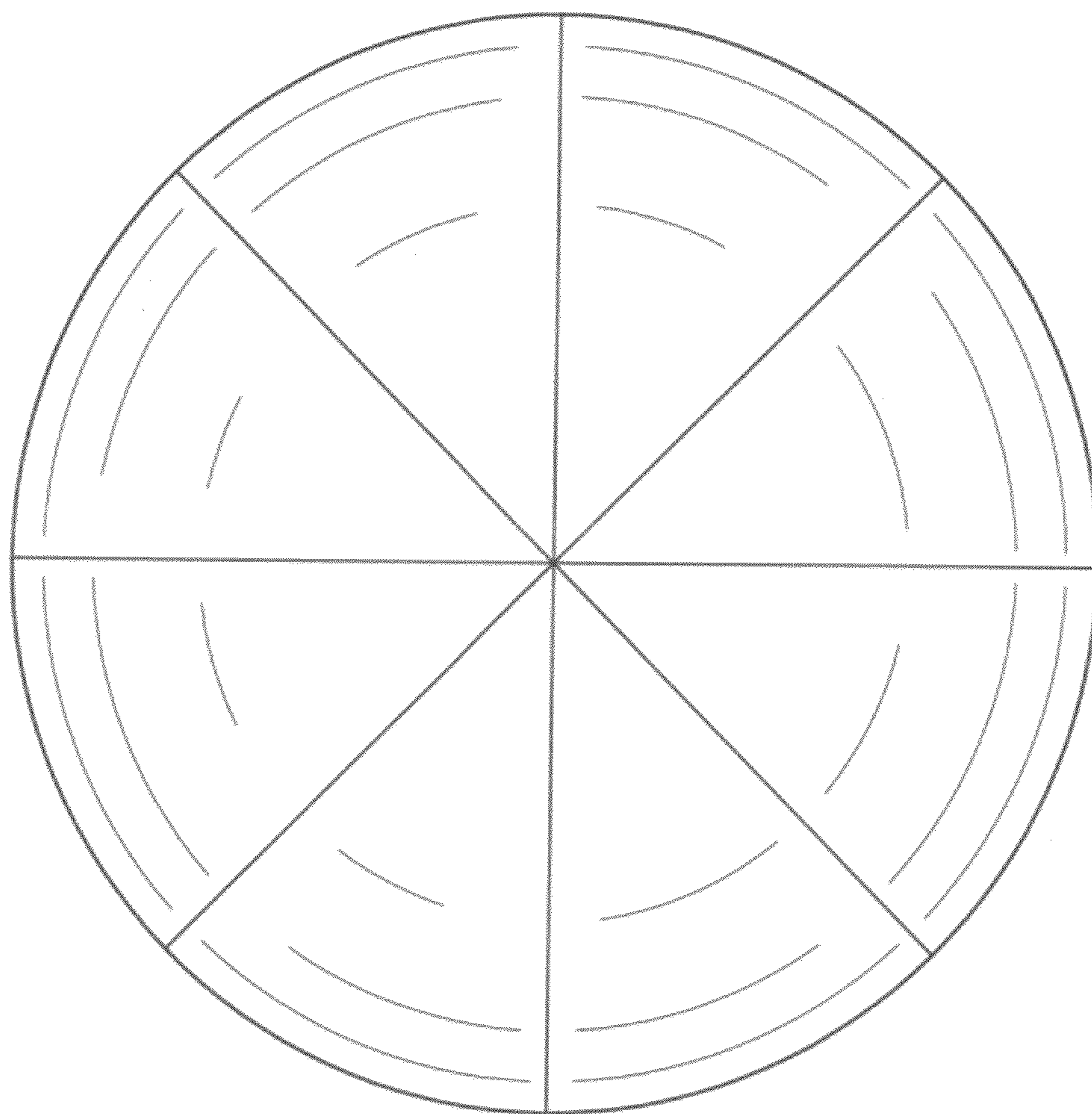


FIG. 5

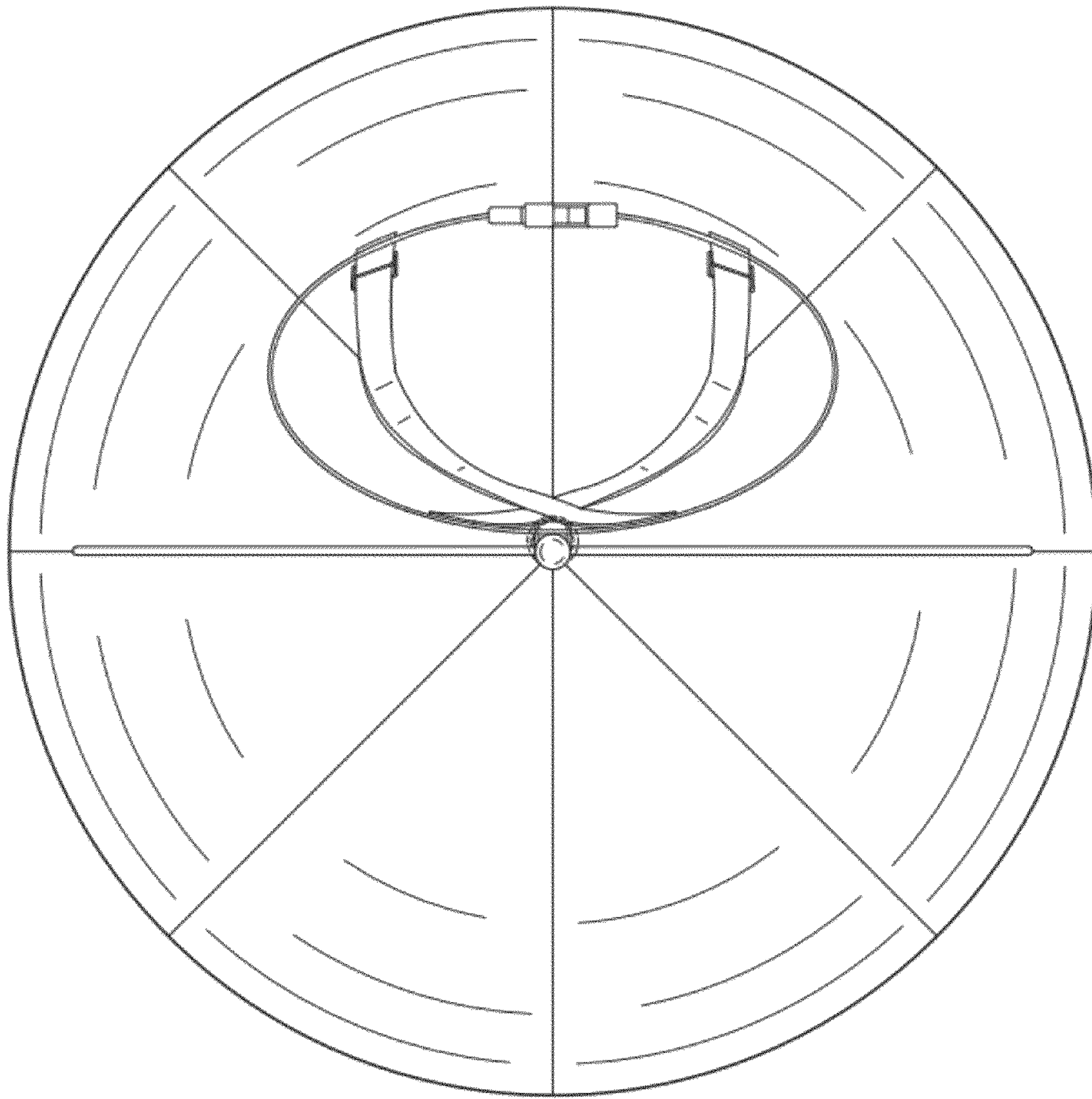


FIG. 6