

US00D662295S

(12) **United States Design Patent**
Raysse

(10) **Patent No.:** **US D662,295 S**
(45) **Date of Patent:** **** Jun. 26, 2012**

(54) **SHOE BOTTOM**
(75) Inventor: **David Raysse**, Los Angeles, CA (US)
(73) Assignee: **Skechers U.S.A., Inc. II**, Manhattan Beach, CA (US)
(**) Term: **14 Years**
(21) Appl. No.: **29/411,155**
(22) Filed: **Jan. 17, 2012**
(51) **LOC (9) Cl.** **02-04**
(52) **U.S. Cl.** **D2/954; D2/951; D2/957**
(58) **Field of Classification Search** D2/902,
D2/906, 908, 916, 918, 925, 946-962, 977;
36/3 B, 22 R, 24.5, 25 R, 28, 32 R, 34 R,
36/59 C, 67 A, 103

D483,933 S * 12/2003 Adams et al. D2/955
D487,837 S * 3/2004 McClaskie D2/954
D489,882 S * 5/2004 McClaskie D2/954
D490,224 S * 5/2004 McClaskie D2/954
D492,475 S * 7/2004 Adams D2/954
D498,349 S * 11/2004 Adams et al. D2/954
D509,647 S 9/2005 McClaskie
D519,265 S 4/2006 Gerber
D524,017 S 7/2006 Burg
D527,878 S * 9/2006 Edwards D2/955
D533,333 S 12/2006 Cessor
D539,516 S 4/2007 McClaskie
D550,438 S 9/2007 Ades
D560,886 S 2/2008 McClaskie
D573,333 S 7/2008 Petrie
D573,334 S * 7/2008 Petrie D2/954
D578,282 S 10/2008 Duffy
D583,540 S * 12/2008 Henderson D2/955
D596,383 S * 7/2009 Morris D2/907
7,559,160 B2 * 7/2009 Kelly 36/127
D599,088 S * 9/2009 Kay et al. D2/909

See application file for complete search history.

(Continued)

(56) **References Cited**

U.S. PATENT DOCUMENTS

989,514 A * 4/1911 Sanford 36/59 R
D64,914 S * 6/1924 McDonald D2/955
D80,876 S * 4/1930 Bannister D2/955
2,038,972 A * 4/1936 Watanabe 36/32 R
2,553,616 A * 5/1951 Walls 36/29
D231,161 S * 4/1974 Edmonds D2/953
D234,013 S * 12/1974 LaMarche D2/955
D278,382 S * 4/1985 Chen D2/955
D287,662 S * 1/1987 Tonkel D2/955
D303,317 S * 9/1989 Nakano D2/955
D306,517 S 3/1990 Whatley
D307,975 S 5/1990 Kittle et al.
D398,746 S * 9/1998 Rask D2/955
5,853,844 A * 12/1998 Wen 428/119
D426,053 S 6/2000 Santa
D452,606 S 1/2002 Lozano
D458,739 S * 6/2002 Merceron D2/954
D461,296 S 8/2002 Clark et al.
D466,682 S * 12/2002 Ortuno Santa D2/954
D476,468 S * 7/2003 Reynolds et al. D2/954
D478,714 S * 8/2003 Recchi D2/954
D483,932 S 12/2003 Cooper

Primary Examiner — T. Chase Nelson

(74) *Attorney, Agent, or Firm* — Marshall A. Lerner, Esq.;
Marvin H. Kleinberg, Esq.; Kleinberg & Lerner, LLP

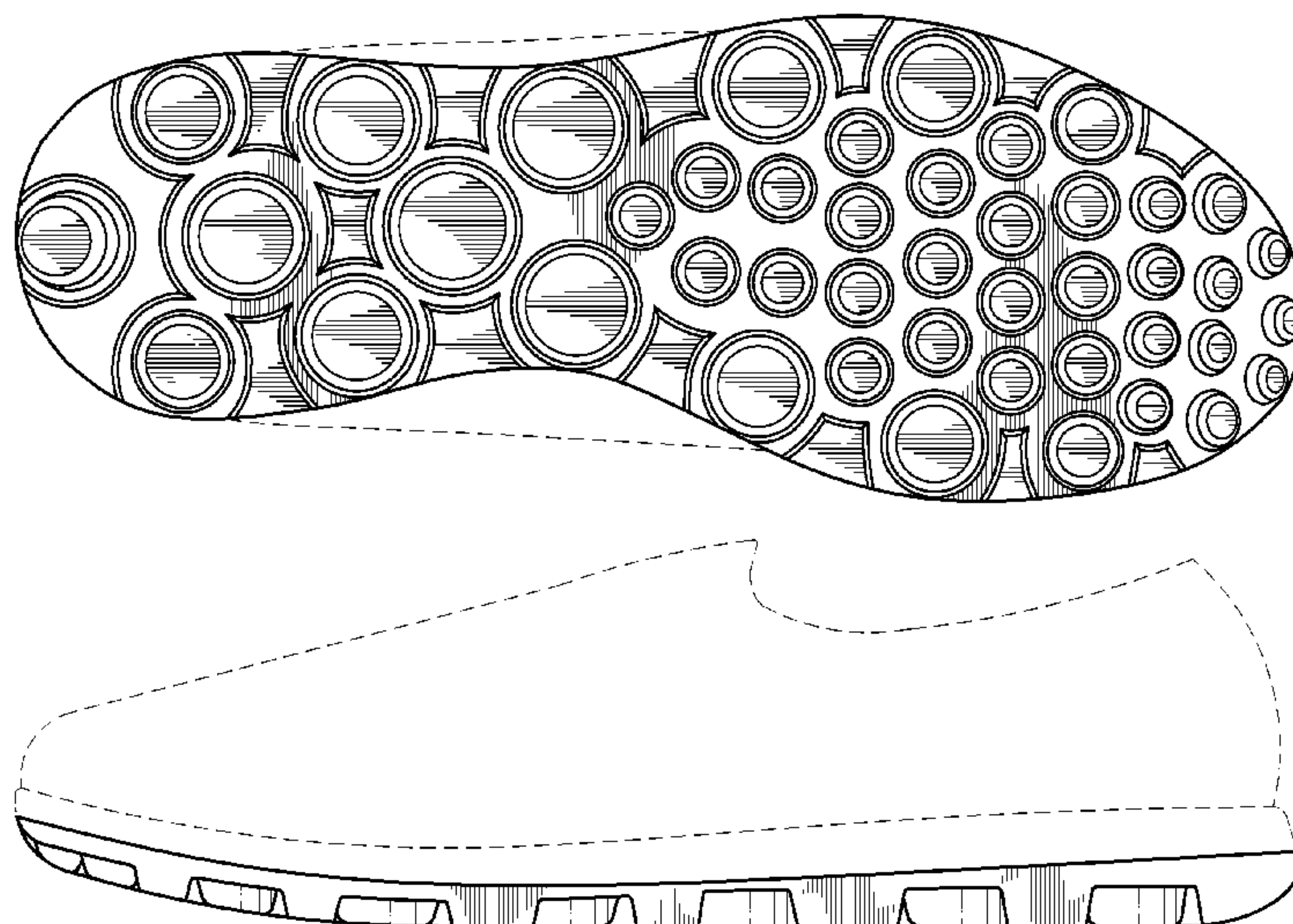
(57) **CLAIM**

The ornamental design for a shoe bottom, as shown and described.

DESCRIPTION

FIG. 1 is a perspective view of a shoe bottom in accordance with my new design.
FIG. 2 is a bottom plan view thereof;
FIG. 3 is a left side view thereof;
FIG. 4 is a right side view thereof;
FIG. 5 is a rear elevation view thereof;
FIG. 6 is a front elevation view thereof; and,
FIG. 7 is a top plan view thereof.
Broken lines showing the remainder of the shoe in the figures are for illustrative purposes only and form no part of the claimed invention.

1 Claim, 6 Drawing Sheets



US D662,295 S

Page 2

U.S. PATENT DOCUMENTS

D608,998 S *	2/2010	Loverin et al.	D2/956	D651,788 S *	1/2012	Raysse	D2/954
D609,440 S	2/2010	Morris		D652,613 S *	1/2012	Raysse	D2/954
D631,238 S *	1/2011	Loverin et al.	D2/956	D652,614 S *	1/2012	Raysse	D2/954
D631,239 S *	1/2011	Loverin et al.	D2/956	2002/0088140 A1 *	7/2002	Wang et al.	36/3 B
D631,646 S	2/2011	Muller		2004/0237343 A1 *	12/2004	Herman	36/28
D634,527 S *	3/2011	Butler	D2/954	2005/0044745 A1 *	3/2005	Pfander	36/3 B
7,946,062 B2 *	5/2011	Kelly	36/127	2007/0209232 A1 *	9/2007	Chen	36/27
D650,980 S *	12/2011	Raysse	D2/951				

* cited by examiner

FIG. 1

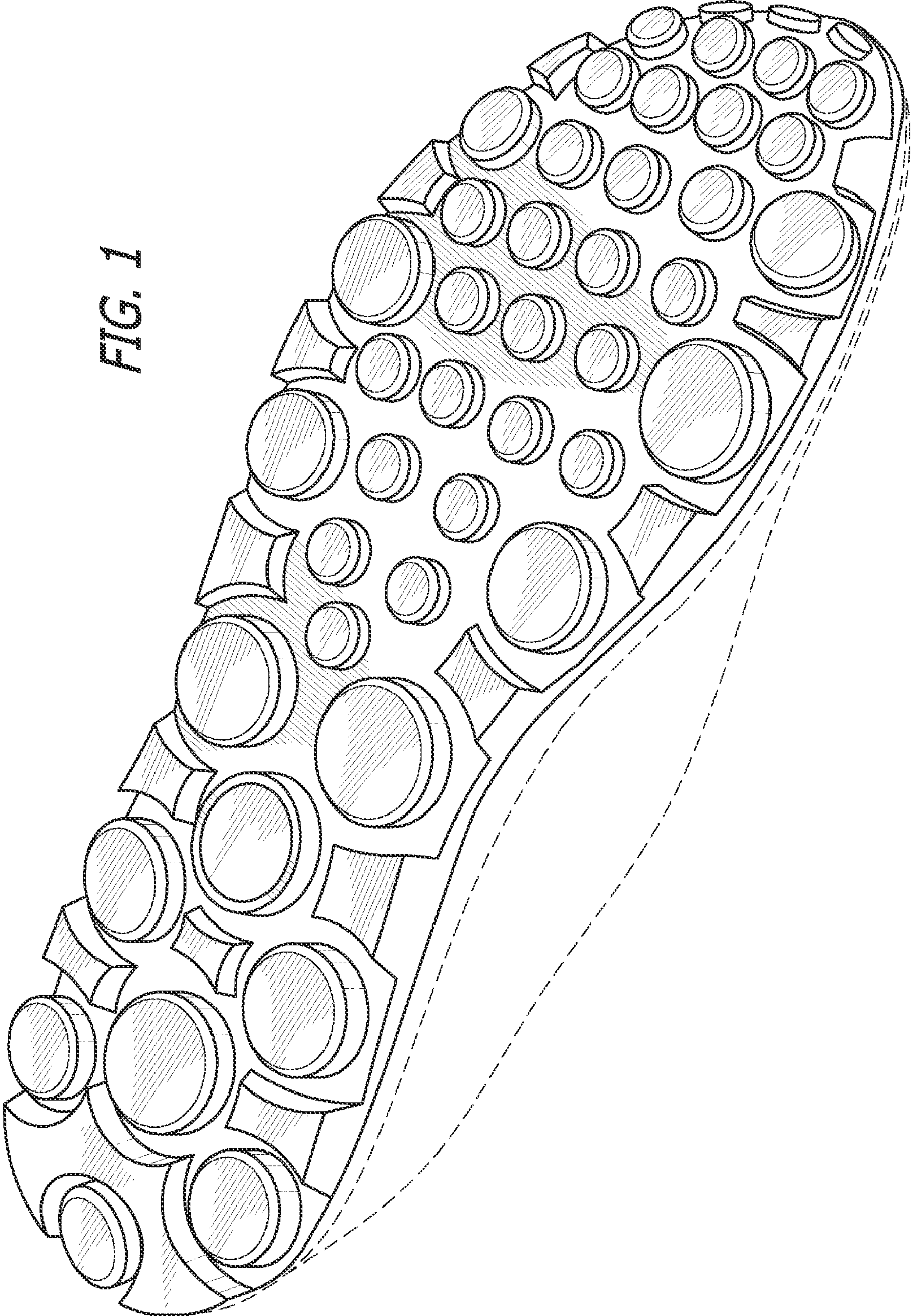


FIG. 2

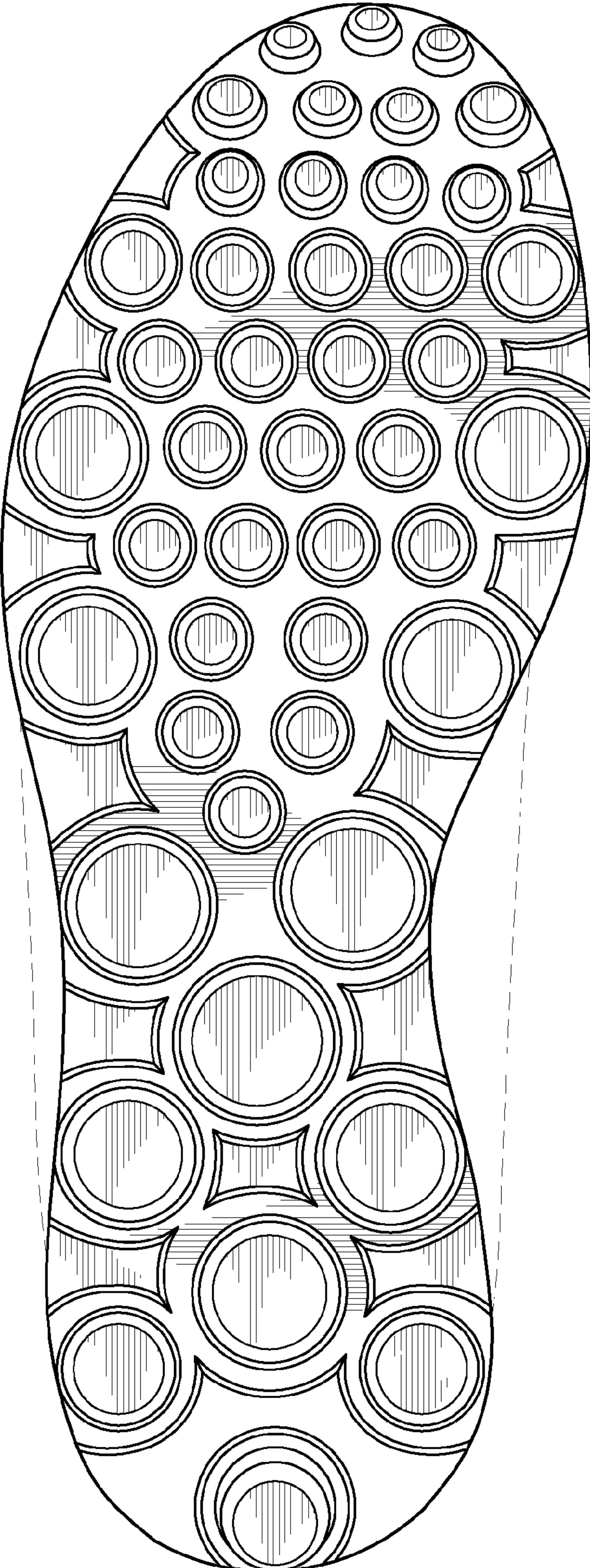


FIG. 3

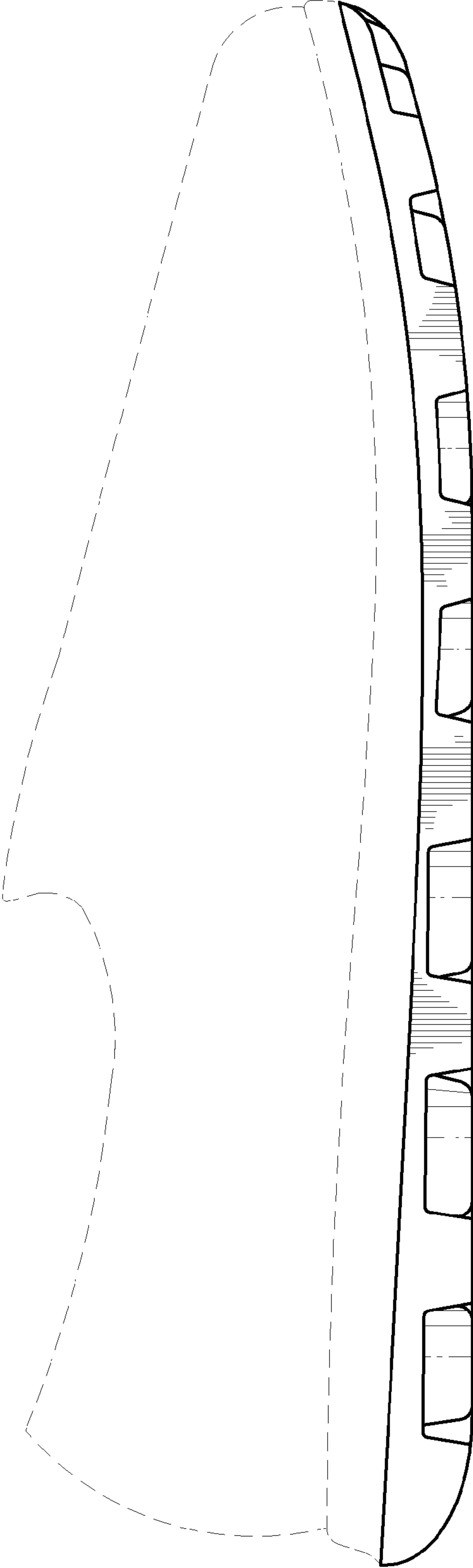


FIG. 4

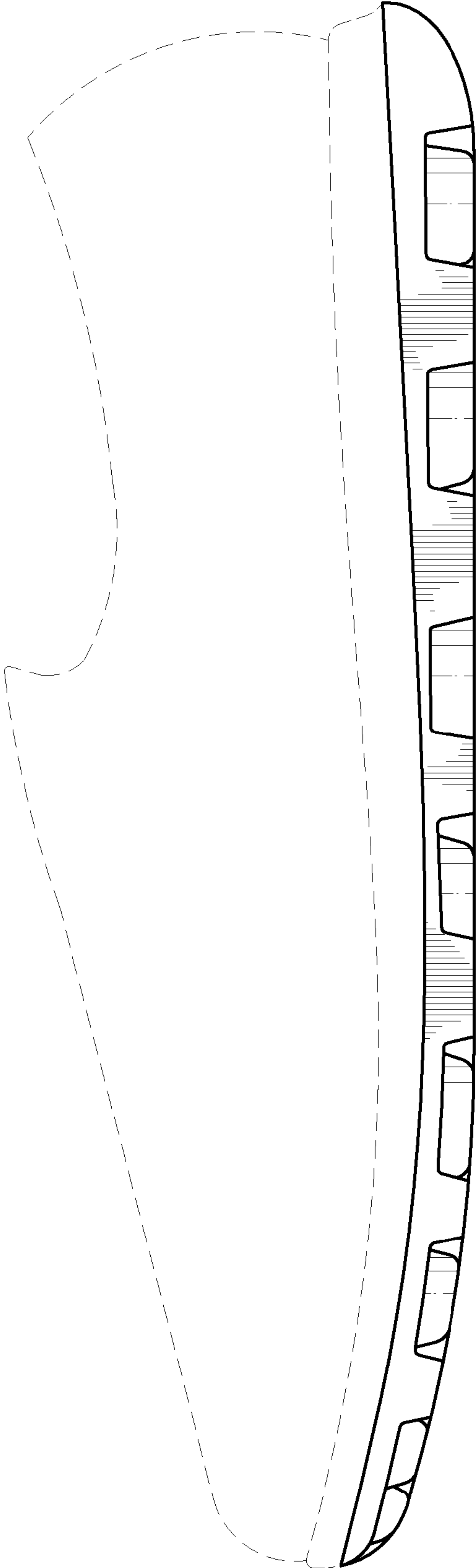


FIG. 6

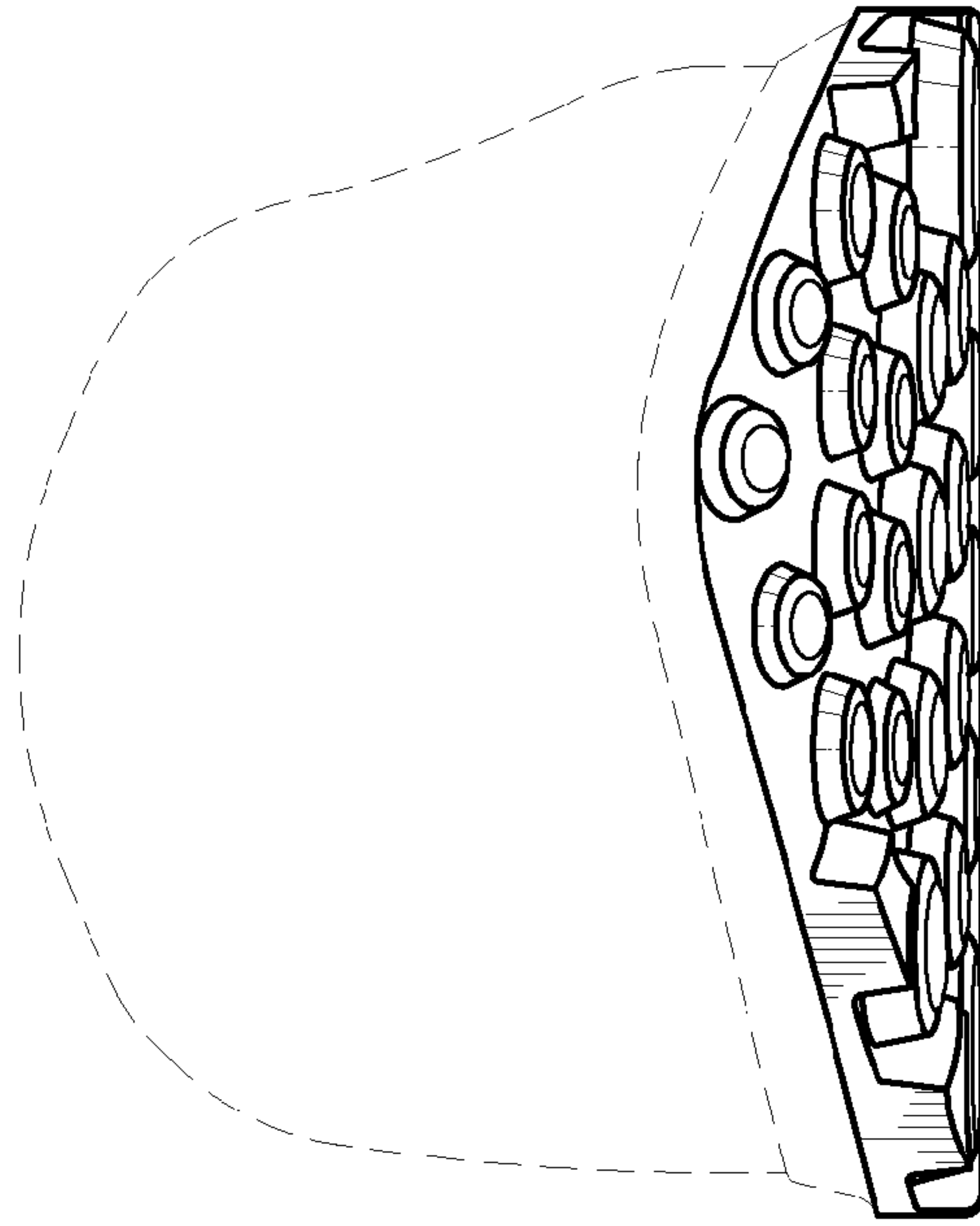


FIG. 5

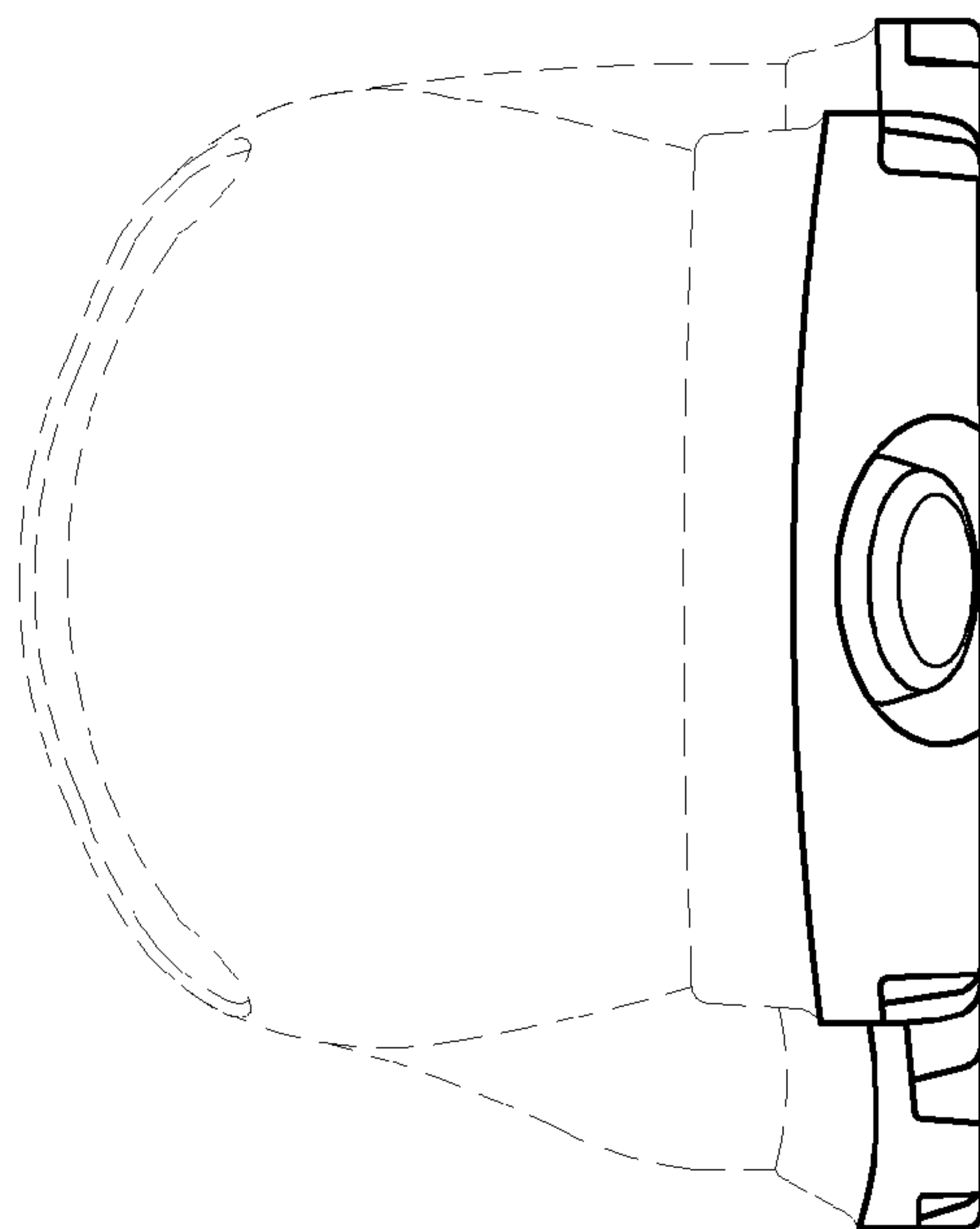


FIG. 7

