



US00D662294S

(12) **United States Design Patent**  
**McClaskie**

(10) **Patent No.:** **US D662,294 S**  
(45) **Date of Patent:** **\*\* Jun. 26, 2012**

(54) **SHOE**

(75) **Inventor:** **Thomas E. McClaskie**, Bethlehem, PA (US)

(73) **Assignee:** **Columbia Insurance Company**, Omaha, NE (US)

(\*\*) **Term:** **14 Years**

(21) **Appl. No.:** **29/406,972**

(22) **Filed:** **Nov. 21, 2011**

(51) **LOC (9) Cl.** ..... **02-04**

(52) **U.S. Cl.** ..... **D2/951; D2/950**

(58) **Field of Classification Search** ..... D2/902,  
D2/906, 908, 916, 918, 925, 946-962, 977;  
36/3 B, 22 R, 24.5, 25 R, 28, 32 R, 34 R,  
36/59 C, 67 A, 103  
See application file for complete search history.

D608,996 S *	2/2010	McClaskie	.....	D2/952
D609,887 S *	2/2010	McClaskie	.....	D2/952
D609,889 S *	2/2010	McClaskie	.....	D2/952
D610,787 S *	3/2010	McClaskie	.....	D2/952
D611,235 S *	3/2010	McClaskie	.....	D2/952
D619,342 S *	7/2010	McClaskie	.....	D2/953
D619,794 S *	7/2010	McClaskie	.....	D2/957
D620,692 S *	8/2010	McClaskie	.....	D2/959
D622,492 S *	8/2010	McClaskie	.....	D2/952
D623,836 S *	9/2010	McClaskie	.....	D2/952
D624,738 S *	10/2010	McClaskie	.....	D2/952
D627,145 S *	11/2010	McClaskie	.....	D2/952
D627,548 S	11/2010	McClaskie	.....	
D635,753 S *	4/2011	Ng	.....	D2/951
D643,190 S *	8/2011	McClaskie	.....	D2/951
D643,192 S *	8/2011	McClaskie	.....	D2/951
D645,237 S *	9/2011	McClaskie	.....	D2/951
D645,649 S *	9/2011	McClaskie	.....	D2/951
D645,650 S *	9/2011	McClaskie	.....	D2/951

\* cited by examiner

*Primary Examiner* — T. Chase Nelson

(74) *Attorney, Agent, or Firm* — St. Onge Steward Johnston & Reens LLC

(56) **References Cited**

**U.S. PATENT DOCUMENTS**

D489,520 S	5/2004	Matis et al.	
D497,704 S *	11/2004	Wu	..... D2/953
D542,015 S	5/2007	McClaskie	
D545,534 S *	7/2007	McClaskie	..... D2/959
D554,331 S	11/2007	Matis	
D557,883 S *	12/2007	McClaskie	..... D2/952
D559,507 S	1/2008	McClaskie	
D561,433 S *	2/2008	McClaskie	..... D2/952
D571,088 S	6/2008	St-Louis et al.	
D572,446 S *	7/2008	Schoenborn et al.	..... D2/953
D583,138 S *	12/2008	McClaskie	..... D2/953
D583,139 S	12/2008	McClaskie	
D585,634 S *	2/2009	McClaskie	..... D2/952
D586,091 S	2/2009	Koh	
D593,292 S *	6/2009	McClaskie	..... D2/957
D600,433 S *	9/2009	Issler	..... D2/952
D601,333 S *	10/2009	McClaskie	..... D2/952
D603,594 S *	11/2009	McClaskie	..... D2/953
D605,836 S *	12/2009	Foust	..... D2/951
D606,732 S *	12/2009	McClaskie	..... D2/951
D606,733 S *	12/2009	McClaskie	..... D2/952
D607,190 S *	1/2010	McClaskie	..... D2/952

(57) **CLAIM**


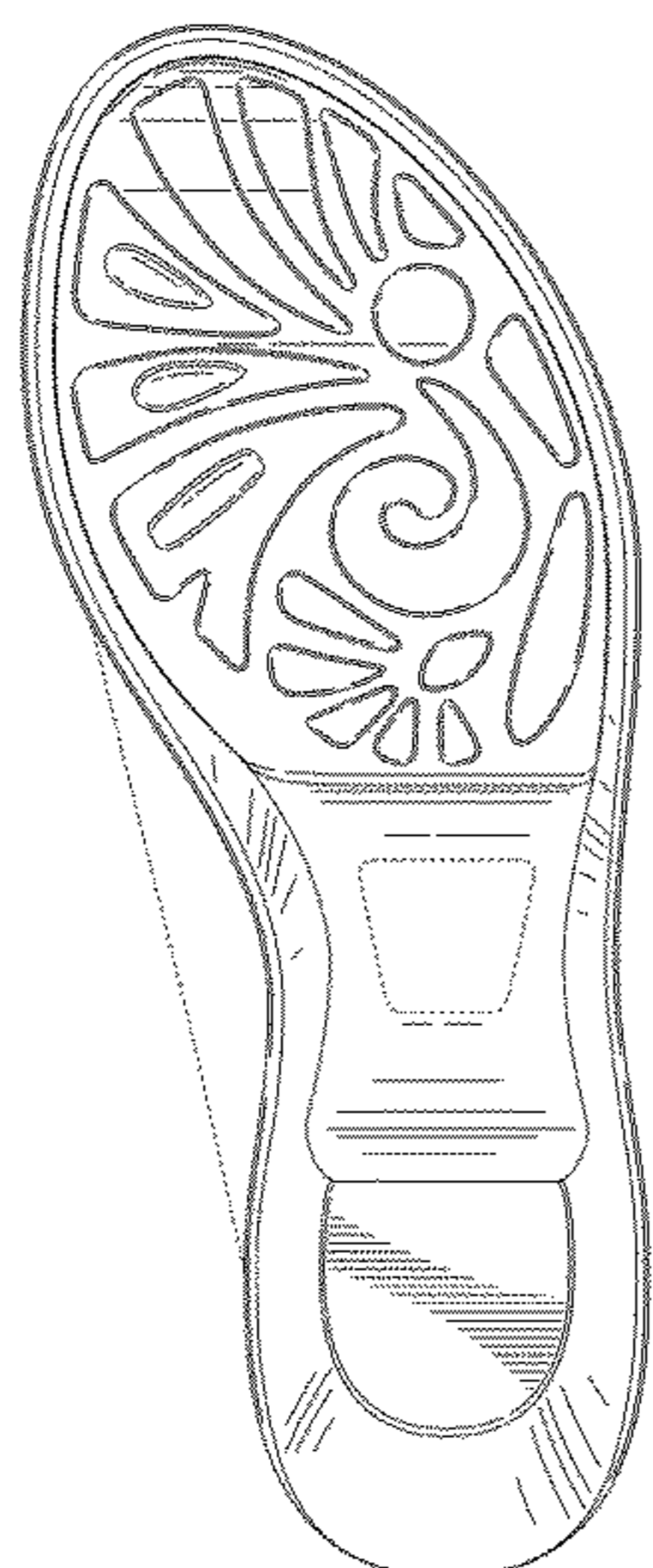
The ornamental design for a shoe, as shown and described.

**DESCRIPTION**

FIG. 1 is a bottom perspective view of a shoe in accordance with the new design;  
FIG. 2 is a bottom view thereof;  
FIG. 3 is a top view thereof;  
FIG. 4 is a left side view thereof;  
FIG. 5 is a right side view thereof;  
FIG. 6 is a front view thereof; and,  
FIG. 7 is a rear view thereof.

The shoe upper shown in broken lines in FIGS. 1-7 is for environmental purposes only and forms no part of the claimed design. The broken lines shown in each arch area of FIGS. 1 and 2 represent boundaries of the design with the lines themselves and the areas within them forming no part of the claimed design.

**1 Claim, 7 Drawing Sheets**






FIG. 1




FIG. 2

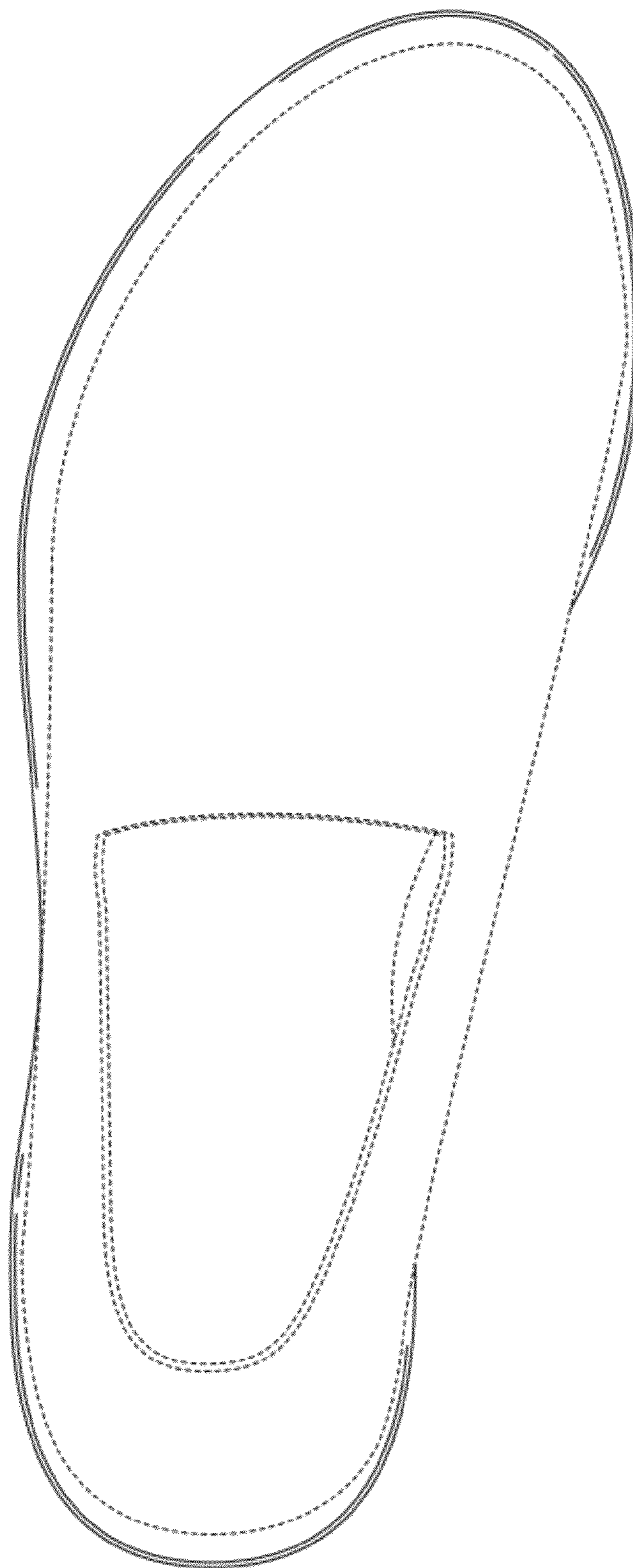


FIG. 3




FIG. 4

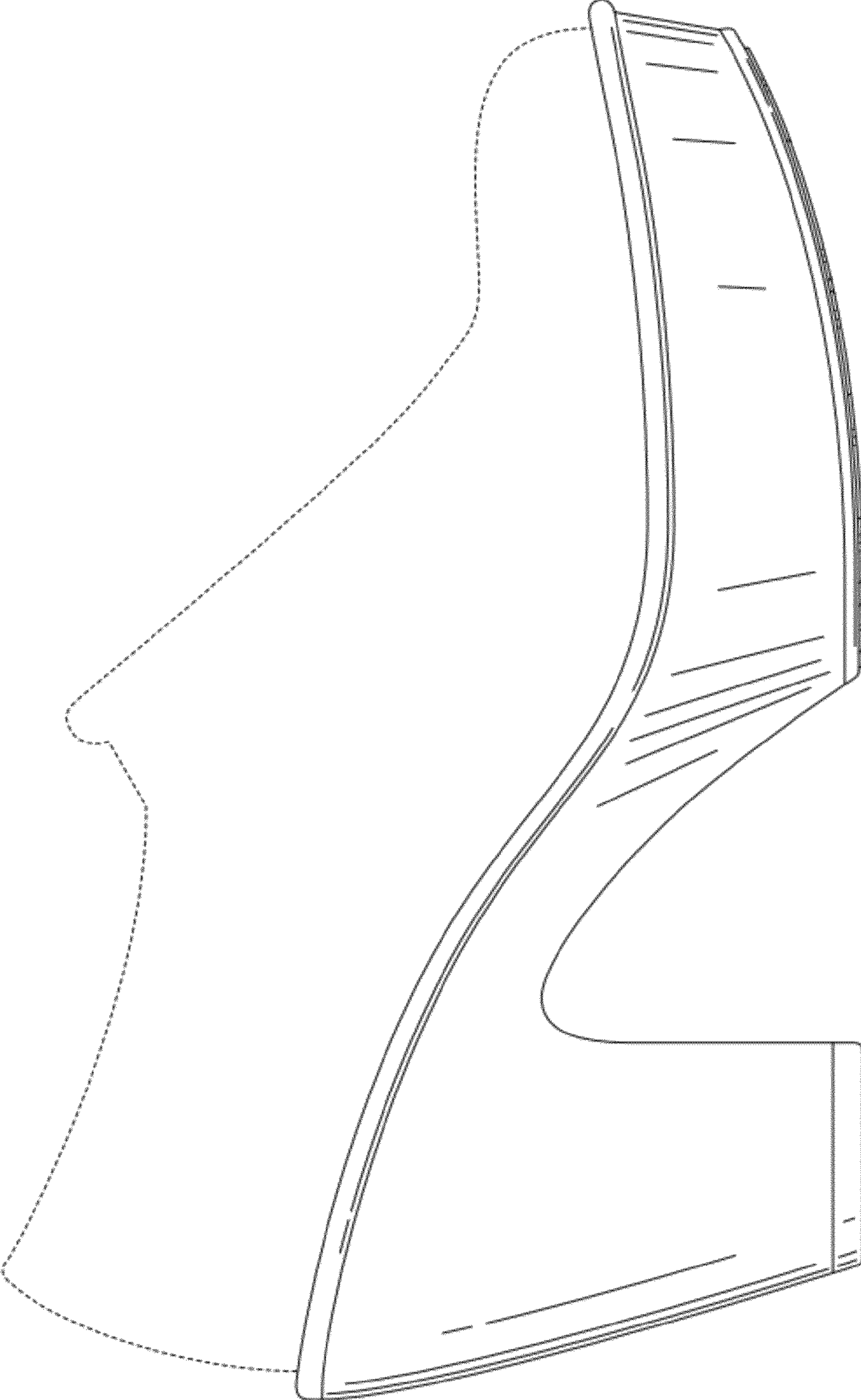


FIG. 5

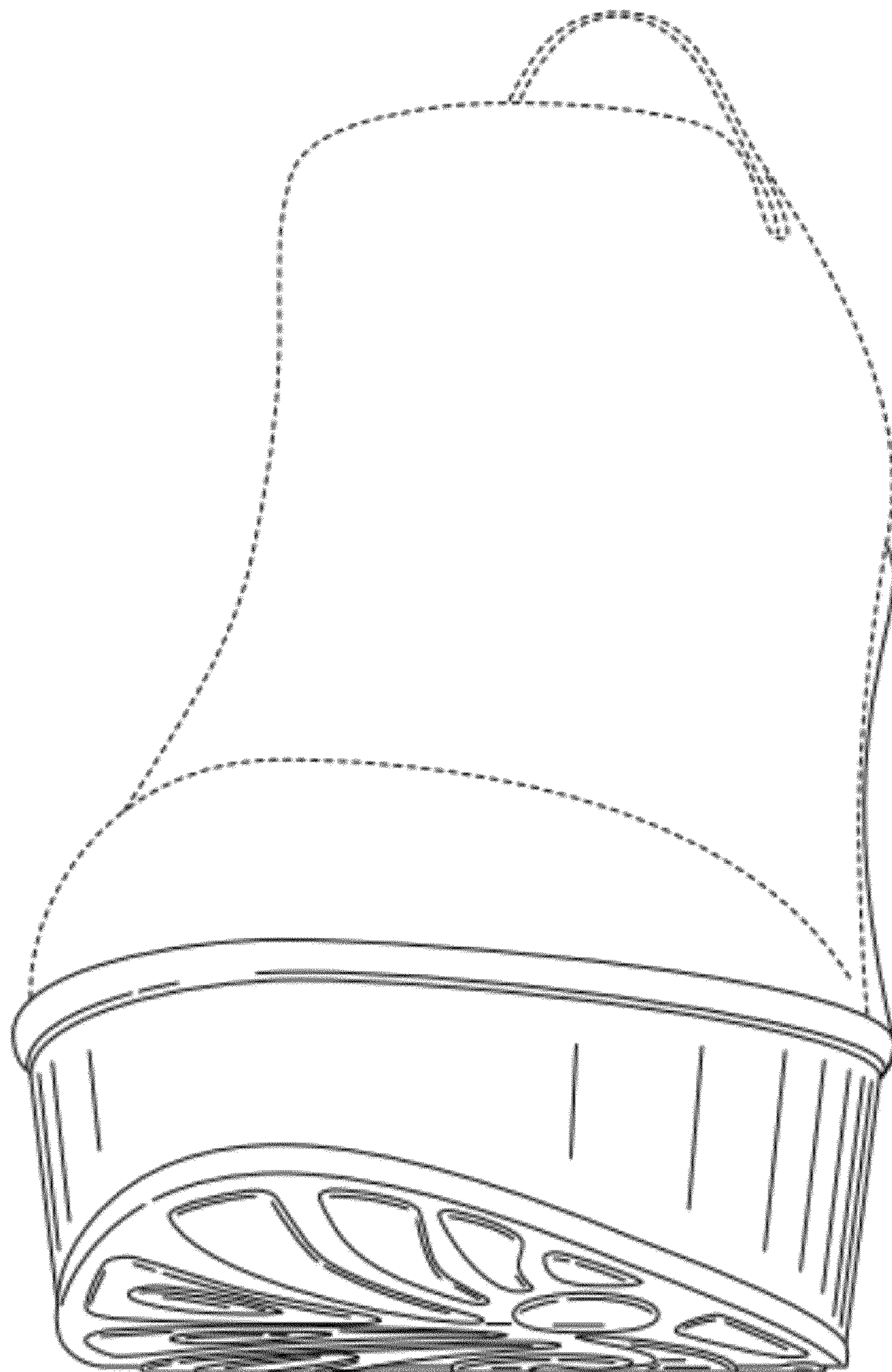
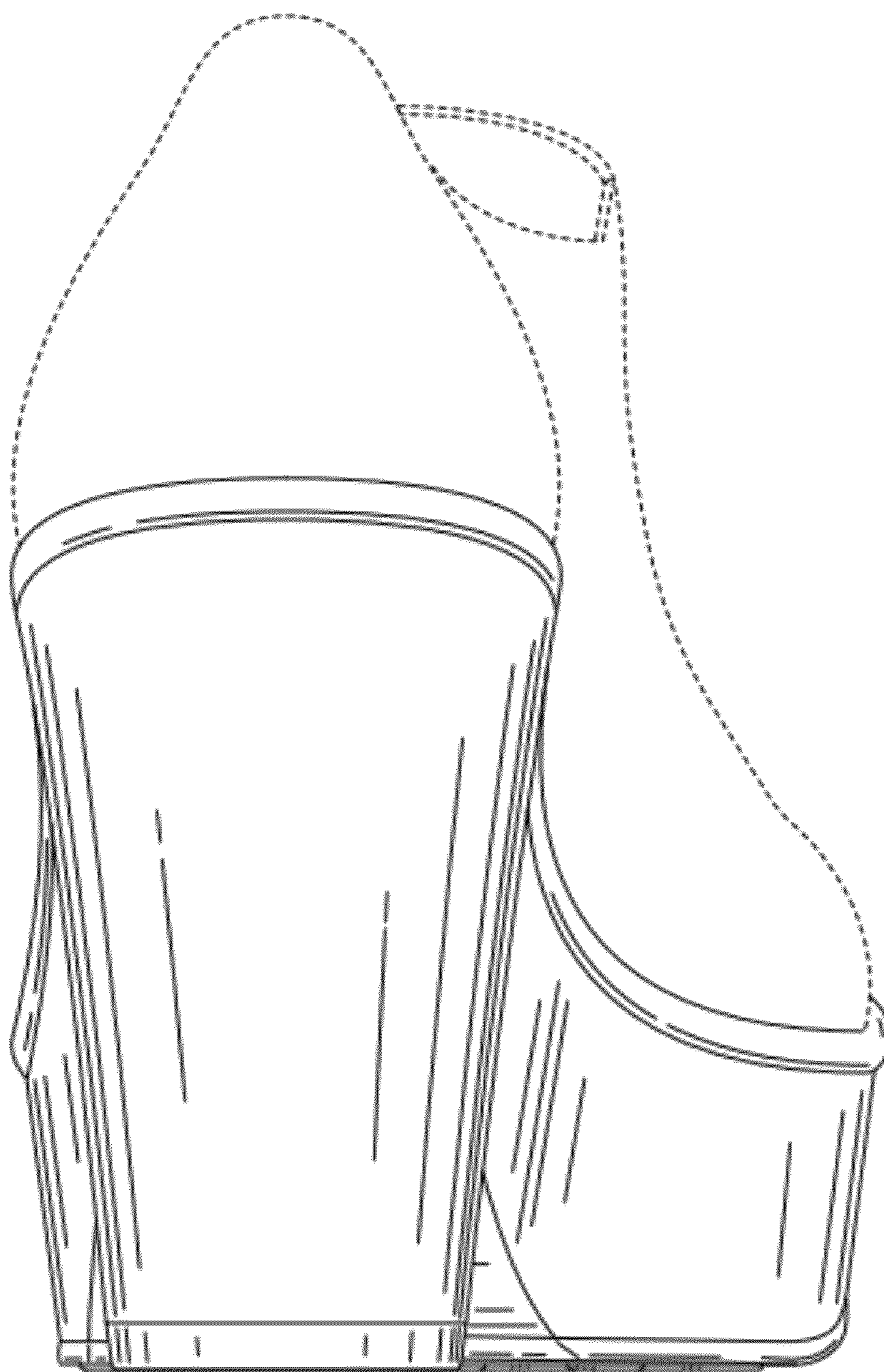


FIG. 6



**FIG. 7**