

US00D662293S

(12) **United States Design Patent**  
**Christopherson**

(10) **Patent No.:** **US D662,293 S**  
(45) **Date of Patent:** **\*\* Jun. 26, 2012**

(54) **SHOE OUTSOLE AND PERIPHERY**

(75) Inventor: **Lafe Christopherson**, Hawthorne, CA  
(US)

(73) Assignee: **Skechers U.S.A., Inc. II**, Manhattan  
Beach, CA (US)

(\*\*) Term: **14 Years**

(21) Appl. No.: **29/411,003**

(22) Filed: **Jan. 13, 2012**

(51) **LOC (9) Cl.** ..... **02-04**

(52) **U.S. Cl.** ..... **D2/947; D2/951; D2/977**

(58) **Field of Classification Search** ..... D2/896,  
D2/902, 906, 908, 916, 918, 925, 943, 944,  
D2/946-962, 964, 977; 36/3 B, 22 R, 24.5,  
36/25 R, 28, 32 R, 34 R, 59 C, 67 A, 103  
See application file for complete search history.

(56) **References Cited**

U.S. PATENT DOCUMENTS

D296,035 S	6/1988	Le	
D582,133 S	12/2008	Del Biondi	
D594,639 S	6/2009	Alfaro	
D607,633 S *	1/2010	Mongelli	D2/947
D619,193 S	7/2010	Riley	
D619,793 S	7/2010	Raysse	
D624,737 S *	10/2010	Akhidime	D2/946
D626,316 S *	11/2010	Akhidime	D2/946

D627,545 S	11/2010	Raysse	
D636,567 S *	4/2011	Raysse	D2/946
D642,776 S *	8/2011	Raysse	D2/946
D643,601 S	8/2011	Raysse	
D643,602 S *	8/2011	Teteriatnikov	D2/946
D643,603 S	8/2011	Teteriatnikov	
D644,418 S	9/2011	Yi	
D644,419 S	9/2011	Raysse	
D646,471 S *	10/2011	Mahoney	D2/907

\* cited by examiner

*Primary Examiner* — T. Chase Nelson

(74) *Attorney, Agent, or Firm* — Marshall A. Lerner, Esq.;  
Marvin H. Kleinberg, Esq.; Kleinberg & Lerner, LLP

(57) **CLAIM**

The ornamental design for a shoe outsole and periphery, as shown and described.

**DESCRIPTION**

FIG. 1 is a perspective view of a shoe outsole and periphery in accordance with my new design.

FIG. 2 is a left side view thereof;

FIG. 3 is a right side view thereof;

FIG. 4 is a top plan view thereof;

FIG. 5 is a bottom plan view thereof;

FIG. 6 is a rear elevation view thereof; and,

FIG. 7 is a front elevation view thereof.

Broken lines showing the remainder of the shoe in the figures are for illustrative purposes only and form no part of the claimed invention.

**1 Claim, 6 Drawing Sheets**



FIG. 1

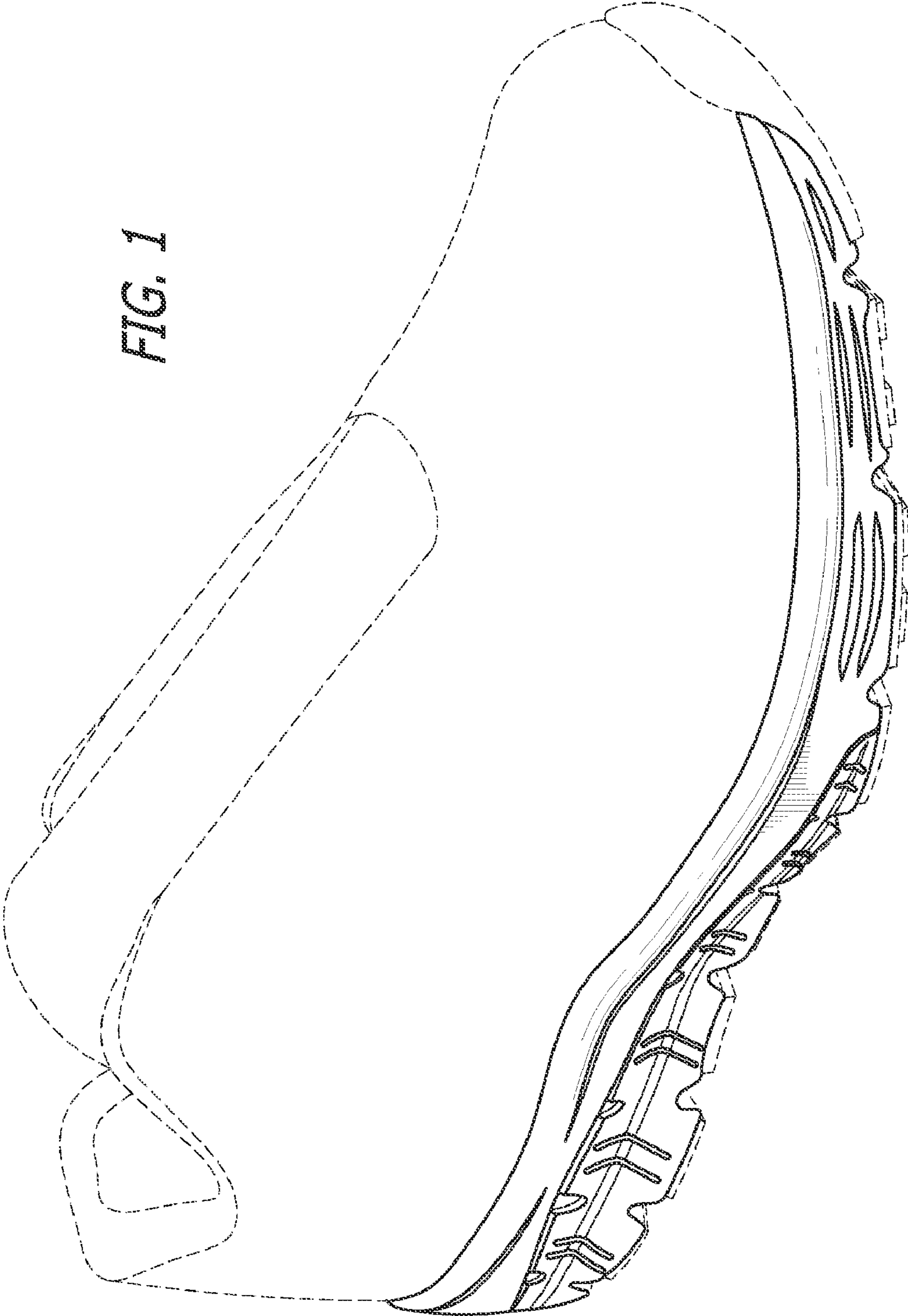
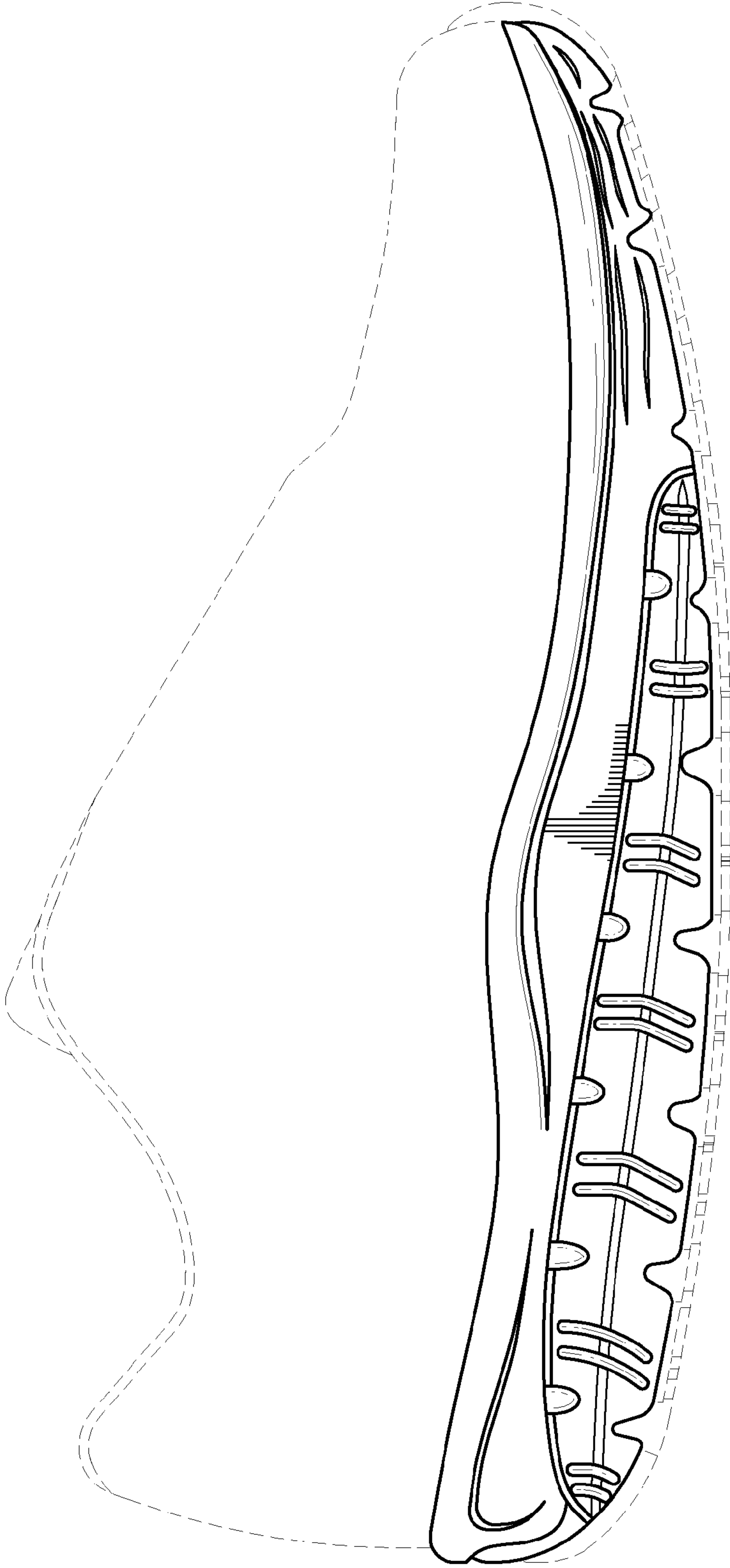


FIG. 2



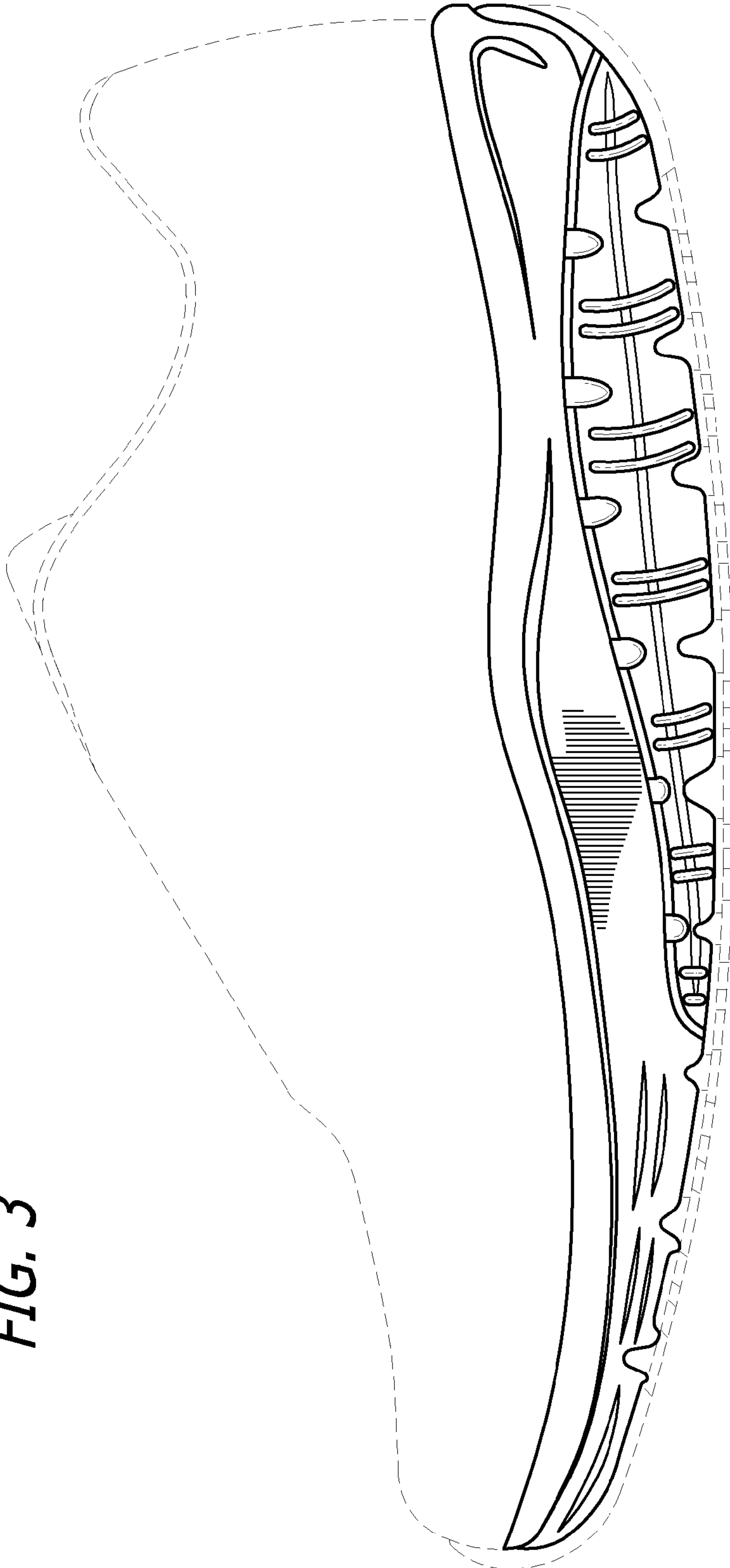
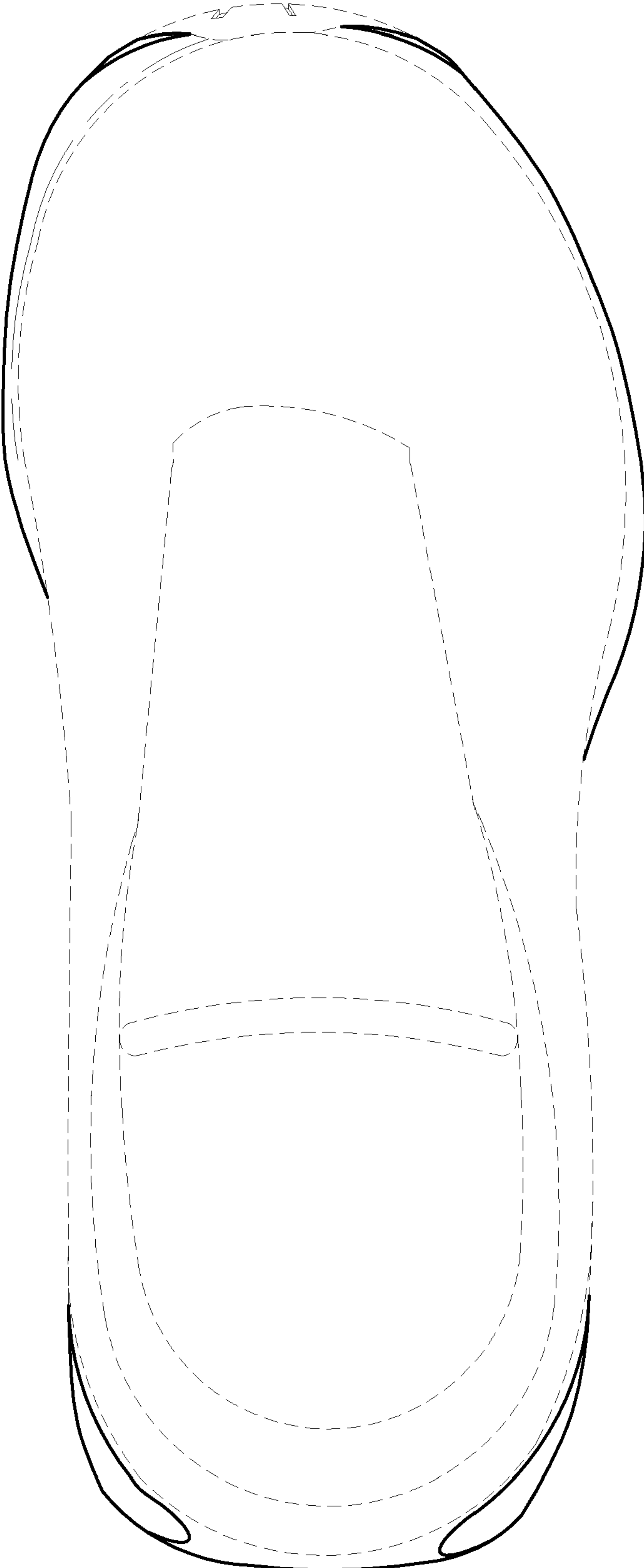


FIG. 3



**FIG. 4**



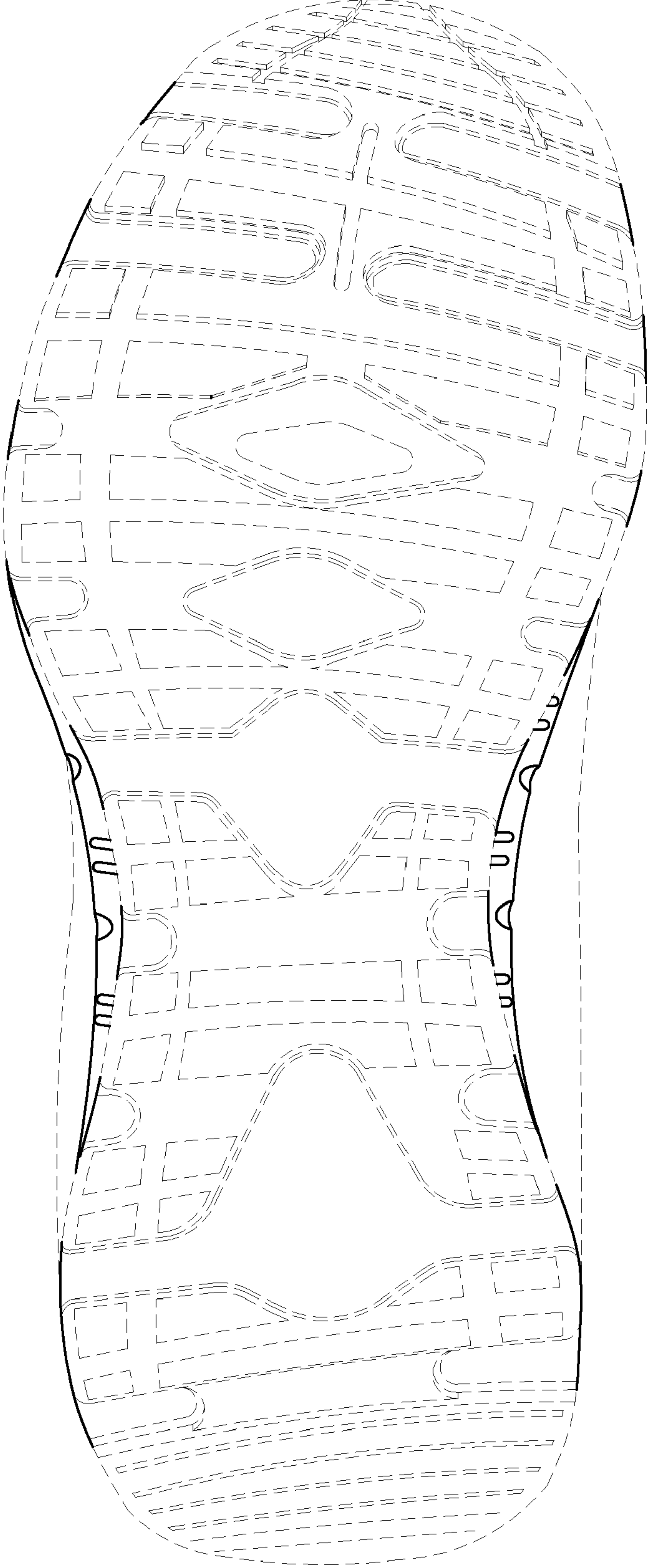


FIG. 5

FIG. 7

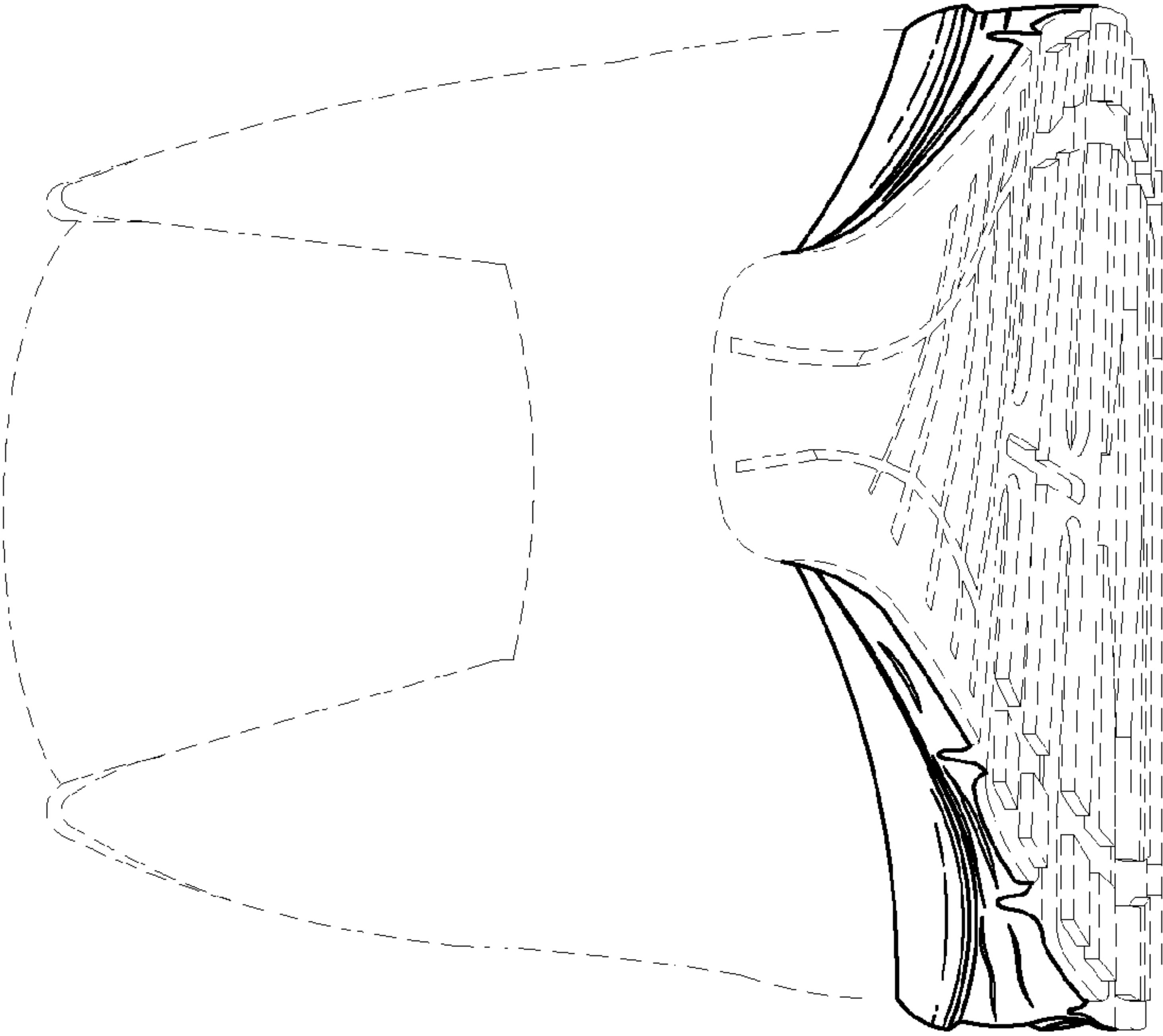


FIG. 6

