



US00D662292S

(12) **United States Design Patent**
Meynard

(10) **Patent No.:** **US D662,292 S**
(45) **Date of Patent:** **** Jun. 26, 2012**

- (54) **SHOE**
- (75) Inventor: **Michel Meynard**, Weston, MA (US)
- (73) Assignee: **Meynard Designs, Inc.**, Waltham, MA (US)
- (**) Term: **14 Years**
- (21) Appl. No.: **29/400,102**
- (22) Filed: **Aug. 23, 2011**

D232,008 S *	7/1974	Fukuoka	D2/923
D248,511 S *	7/1978	Fukuoka	D2/923
D265,266 S *	7/1982	Snyder	D2/897
D342,826 S *	1/1994	Valade	D2/923
D455,542 S *	4/2002	Berluti	D2/923
D474,003 S *	5/2003	Della Valle	D2/923
D499,863 S *	12/2004	Sakai et al.	D2/908
D511,037 S *	11/2005	Della Valle	D2/923
D511,611 S *	11/2005	Della Valle	D2/923
D516,780 S *	3/2006	Della Valle	D2/923
D560,332 S *	1/2008	Della Valle et al.	D2/923
D563,634 S *	3/2008	Della Valle	D2/923
D611,239 S *	3/2010	Brambilla	D2/969
D613,483 S *	4/2010	Della Valle	D2/923

* cited by examiner

Related U.S. Application Data

- (63) Continuation-in-part of application No. 29/366,543, filed on Jul. 27, 2010, now abandoned.
- (51) **LOC (9) Cl.** **02-04**
- (52) **U.S. Cl.** **D2/923; D2/954**
- (58) **Field of Classification Search** D2/896, D2/902, 906-908, 923, 943, 944, 946, 953, D2/959, 969; 36/45, 50.1, 83, 113, 114, 36/127, 77 R, 77 M
See application file for complete search history.

Primary Examiner — Robert M Spear
Assistant Examiner — Rashida C McCoy

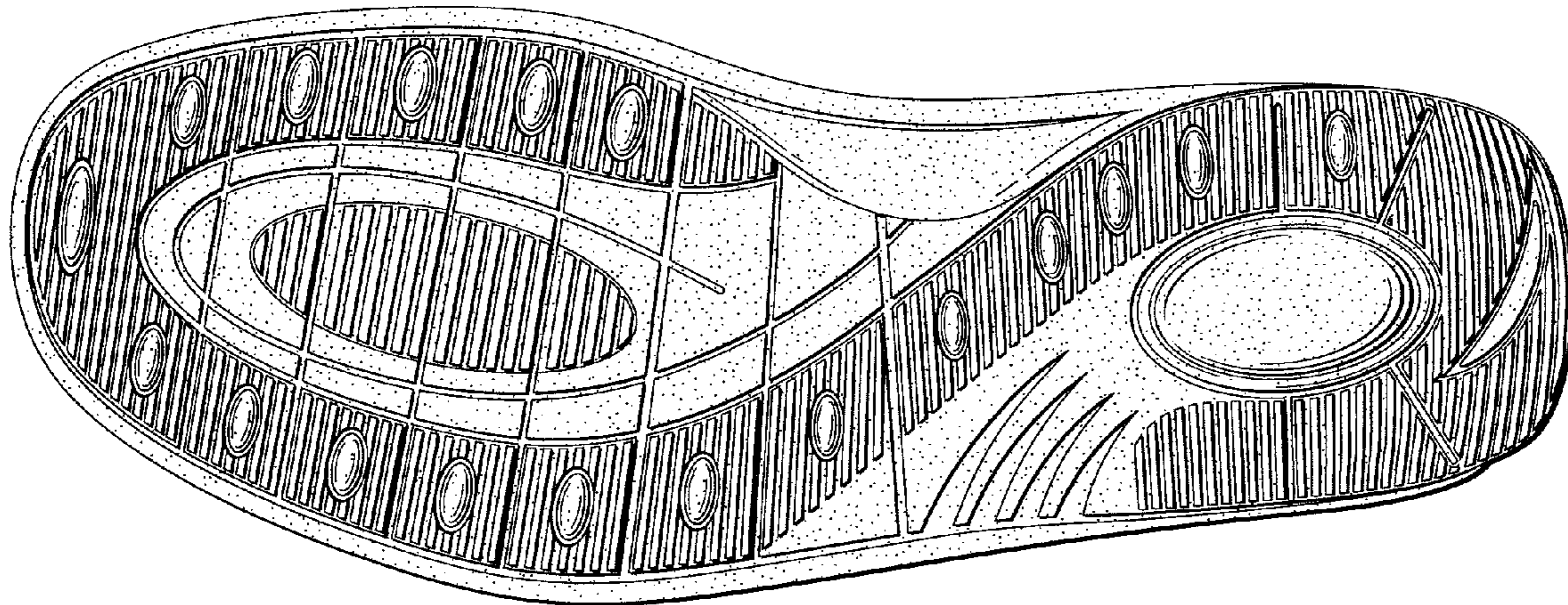
(57) **CLAIM**
The ornamental design for a shoe, as shown and described above.

DESCRIPTION

FIG. 1 is a plan view of the bottom of the shoe embodying the invention;
FIG. 2 is an elevational view of one side of the shoe of FIG. 1;
FIG. 3 is an elevational view of the other side of the shoe as viewed in FIG. 2; and,
FIG. 4 is a perspective view of the shoe embodying the invention.

- (56) **References Cited**
U.S. PATENT DOCUMENTS
D119,654 S * 3/1940 Trotter D2/923
D147,356 S * 8/1947 Glidden D2/923
D175,983 S * 11/1955 Issaly D2/923

1 Claim, 4 Drawing Sheets



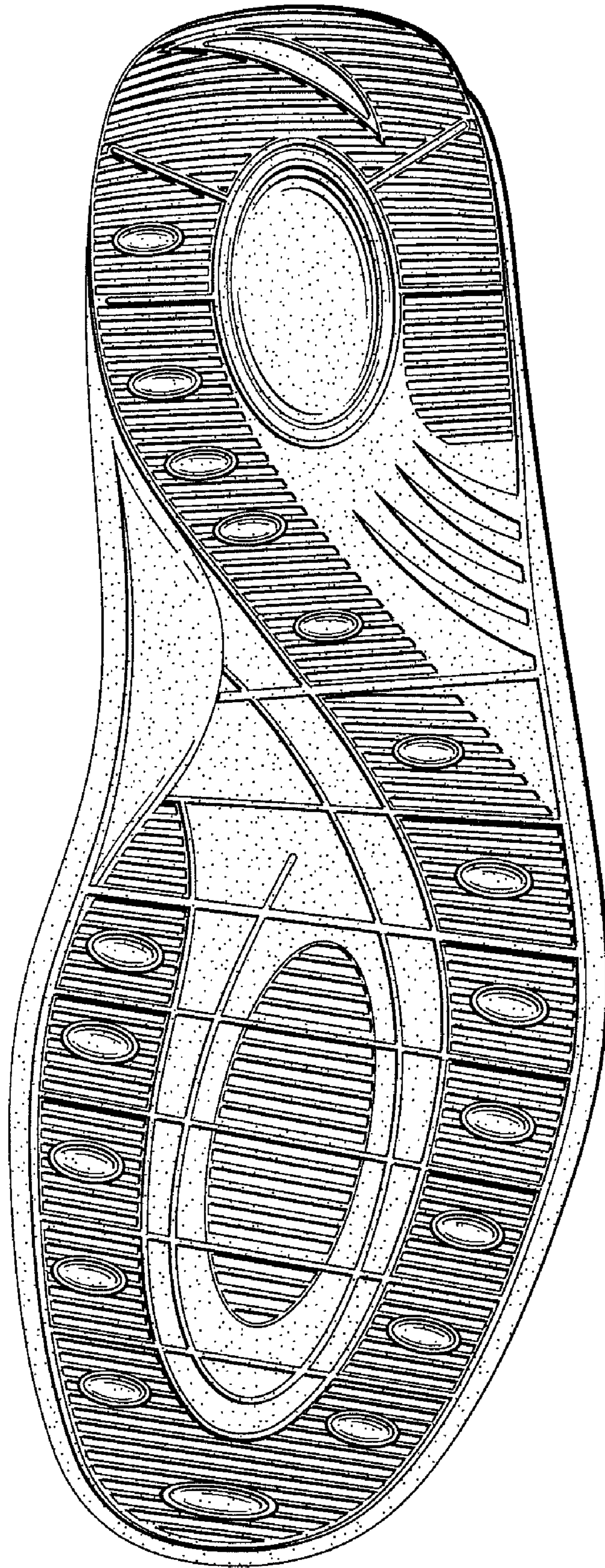


Fig. 1

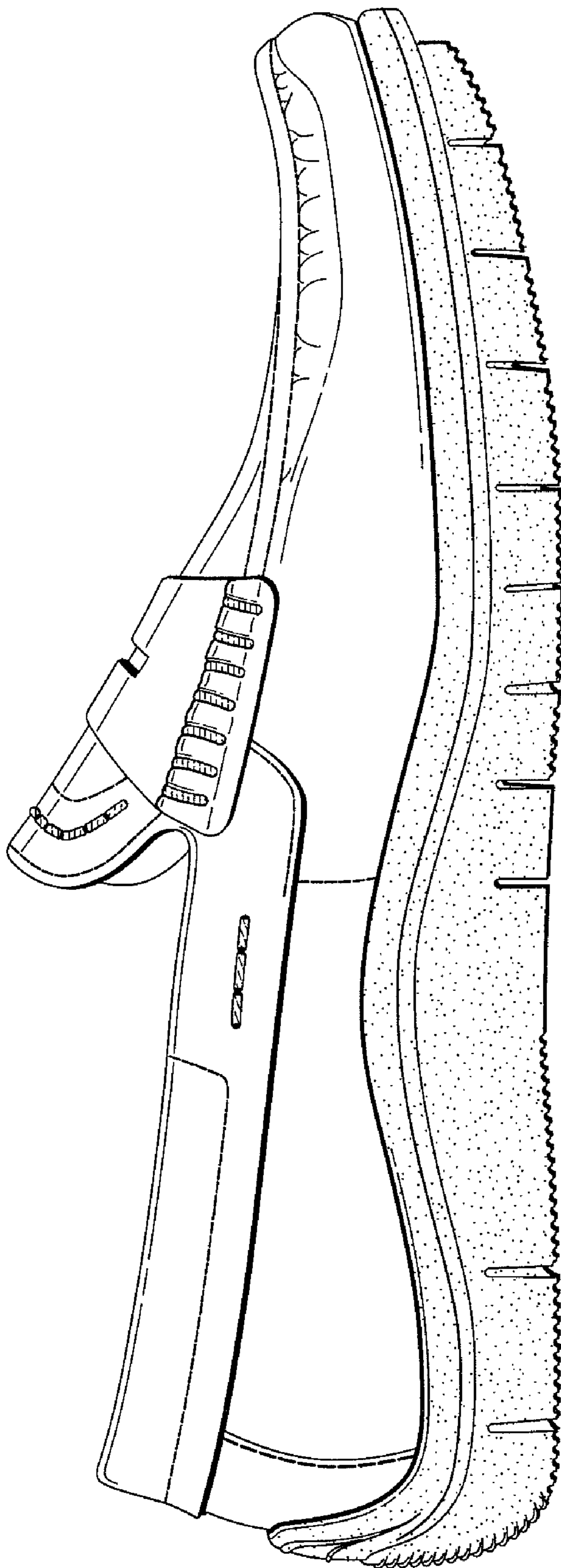


Fig. 2

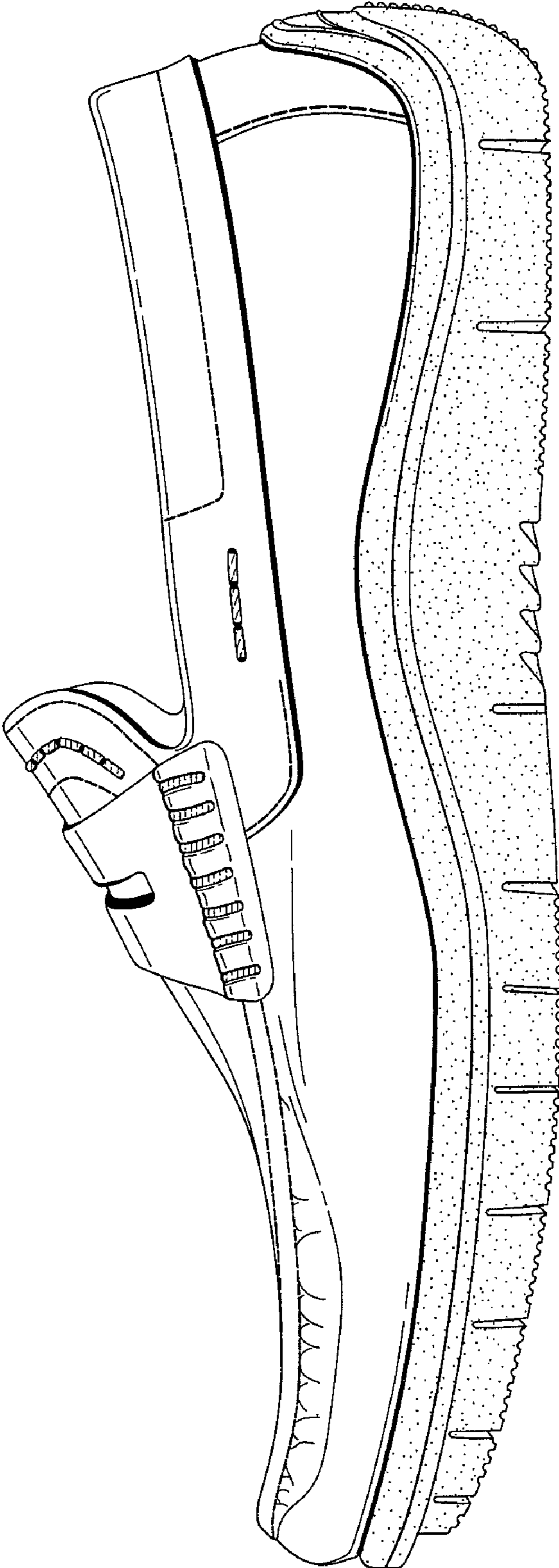


Fig. 3

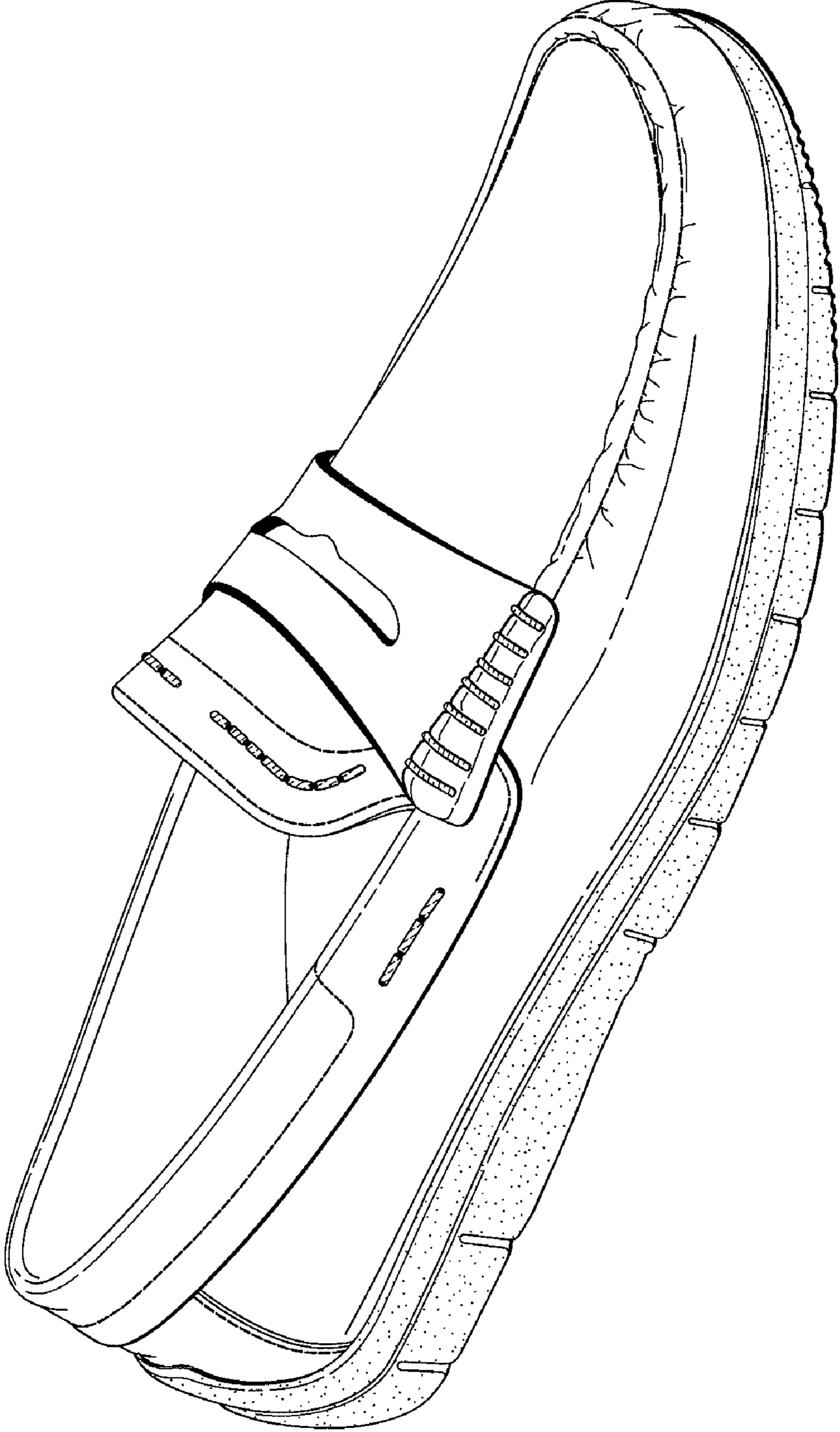


Fig. 4