



US00D662289S

(12) **United States Design Patent**
Rinaldi

(10) **Patent No.:** **US D662,289 S**

(45) **Date of Patent:** **** Jun. 26, 2012**

- (54) **CAP**
 - (76) Inventor: **Frank Rinaldi**, Queens Village, NY
(US)
 - (**) Term: **14 Years**
 - (21) Appl. No.: **29/392,835**
 - (22) Filed: **May 26, 2011**
 - (51) **LOC (9) Cl.** **02-03**
 - (52) **U.S. Cl.** **D2/882**
 - (58) **Field of Classification Search** D2/865,
D2/866, 867, 875, 876, 877, 878, 879, 880,
D2/881, 882, 883, 884, 885, 886, 887, 888,
D2/891, 893; D29/102, 103, 104, 105, 106,
D29/107; 2/68, 171, 175.1, 175.2, 175.3,
2/175.4, 175.5, 183, 184, 195.1, 195.2, 195.3,
2/195.4, 200.1, 204, 207, 209.11, 209.12,
2/209.13; 40/329
- See application file for complete search history.

- D503,260 S * 3/2005 Kim D2/865
 - D547,030 S * 7/2007 Marquardt et al. D2/867
 - D564,732 S 3/2008 Cash, Sr.
 - D569,583 S * 5/2008 Robinson D2/882
 - D572,437 S 7/2008 Scott
 - D579,180 S * 10/2008 Bridges D2/882
 - D594,186 S 6/2009 Petty
 - D595,483 S 7/2009 Behling et al.
 - D599,978 S * 9/2009 Scott D2/876
 - D603,145 S 11/2009 Erby
 - D610,781 S * 3/2010 Cho D2/879
 - D621,593 S 8/2010 Martinez
 - 2005/0034215 A1* 2/2005 Harrison et al. 2/207
 - 2005/0108810 A1* 5/2005 Yan 2/195.4
- * cited by examiner

Primary Examiner — Karen E Eldridge Powers
(74) *Attorney, Agent, or Firm* — QuickPatents, Inc.; Kevin Prince

(57) **CLAIM**
I claim the ornamental design for a cap, as shown and described.

DESCRIPTION

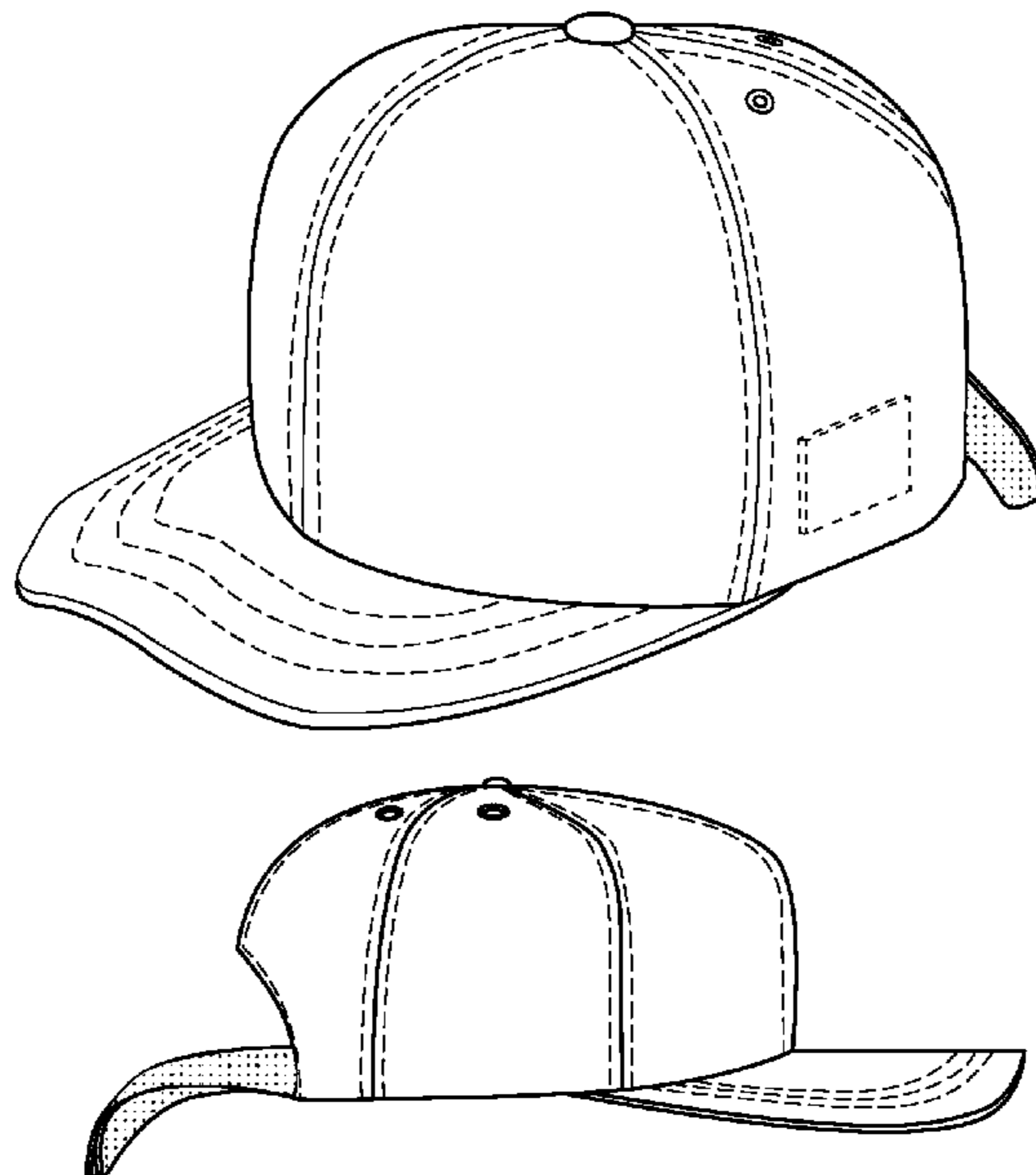
FIG. 1 is a perspective view of a cap, showing my new design; FIG. 2 is a top plan view thereof; FIG. 3 is a bottom plan view thereof; FIG. 4 is a right-side elevational view thereof; FIG. 5 is a front elevational view thereof; FIG. 6 is a rear elevational view thereof; and, FIG. 7 is a left-side elevational view thereof. The broken lines representing a rectangular logo patch on the left side of the cap in FIGS. 1-3 and 5-7 depict environmental matter, and form no part of the claimed design. The remaining broken lines in the figures represent stitching, and are part of the claimed design. The stippling on the pair of tie ribbons in the figures represents a contrasting color and pattern to that shown on the remainder of the cap.

1 Claim, 2 Drawing Sheets

(56) **References Cited**

U.S. PATENT DOCUMENTS

- 2,417,323 A * 3/1947 Richards et al. 2/68
- D160,404 S * 10/1950 Levine D2/866
- D337,645 S 7/1993 Guziejka
- 5,289,591 A * 3/1994 Andersen 2/411
- 5,321,854 A * 6/1994 Kronenberger 2/209.7
- D366,352 S 1/1996 Shoemaker et al.
- D370,334 S * 6/1996 Stevenson et al. D2/882
- D373,894 S * 9/1996 Turner D2/881
- D380,887 S 7/1997 Durodola
- D381,191 S 7/1997 Monkhouse et al.
- D396,546 S 8/1998 Marrs
- D396,547 S * 8/1998 Capparella D2/884
- D397,239 S 8/1998 Marrs
- D403,840 S * 1/1999 Griffin D2/882
- D424,282 S * 5/2000 Crumpton et al. D2/876
- D483,927 S 12/2003 Appleberry
- D500,187 S 12/2004 Richardson



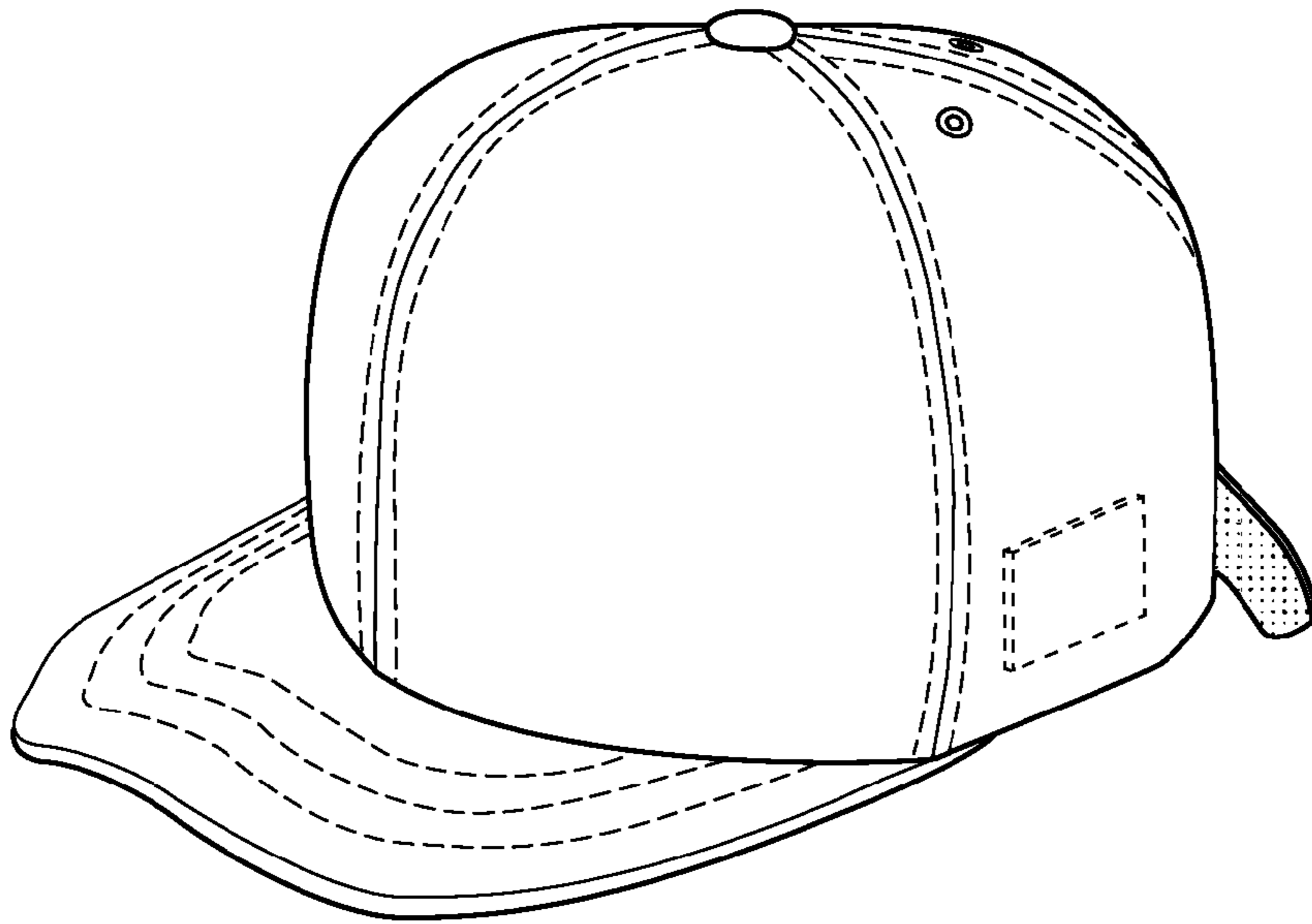


FIG. 1

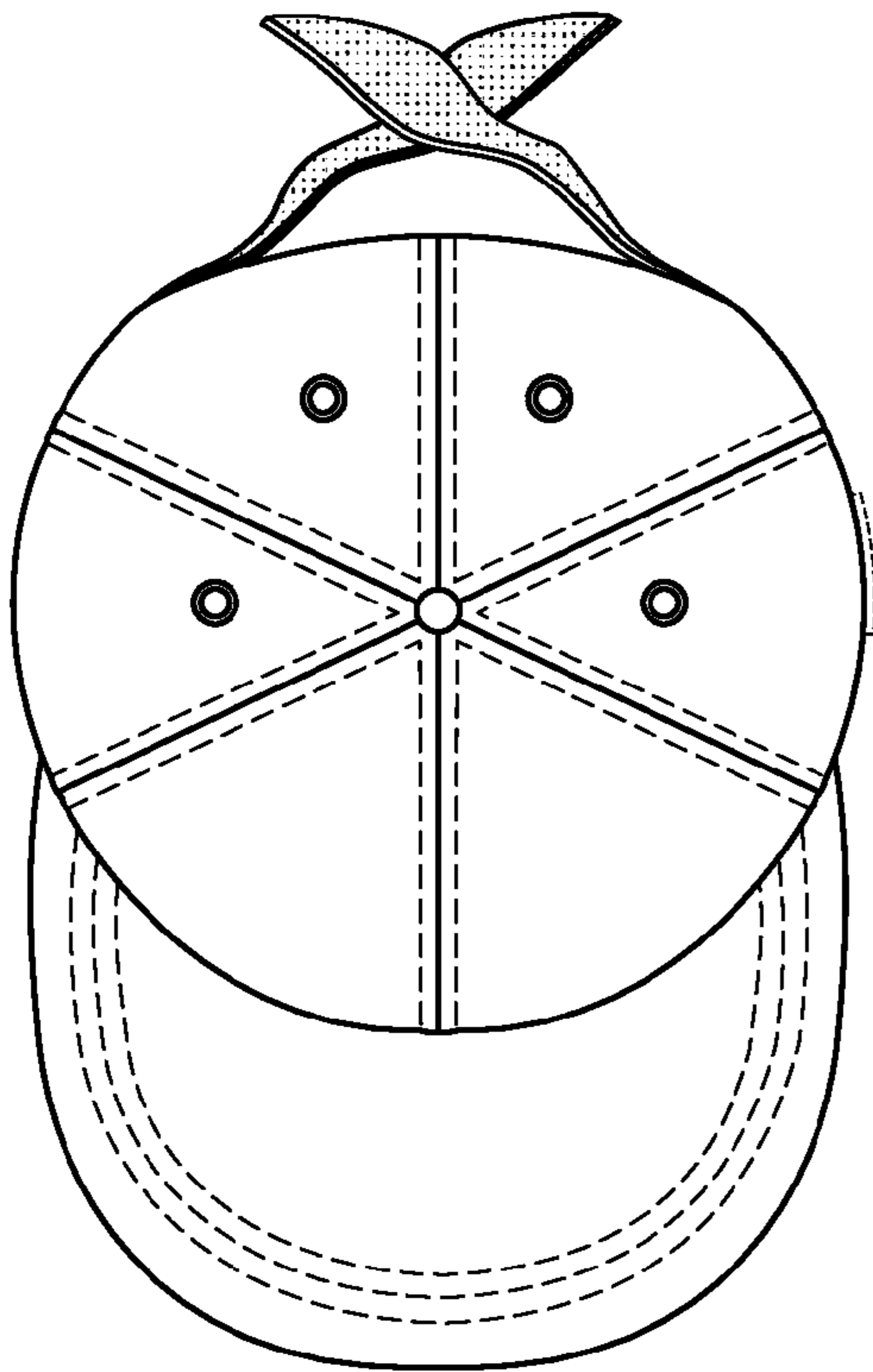


FIG. 2

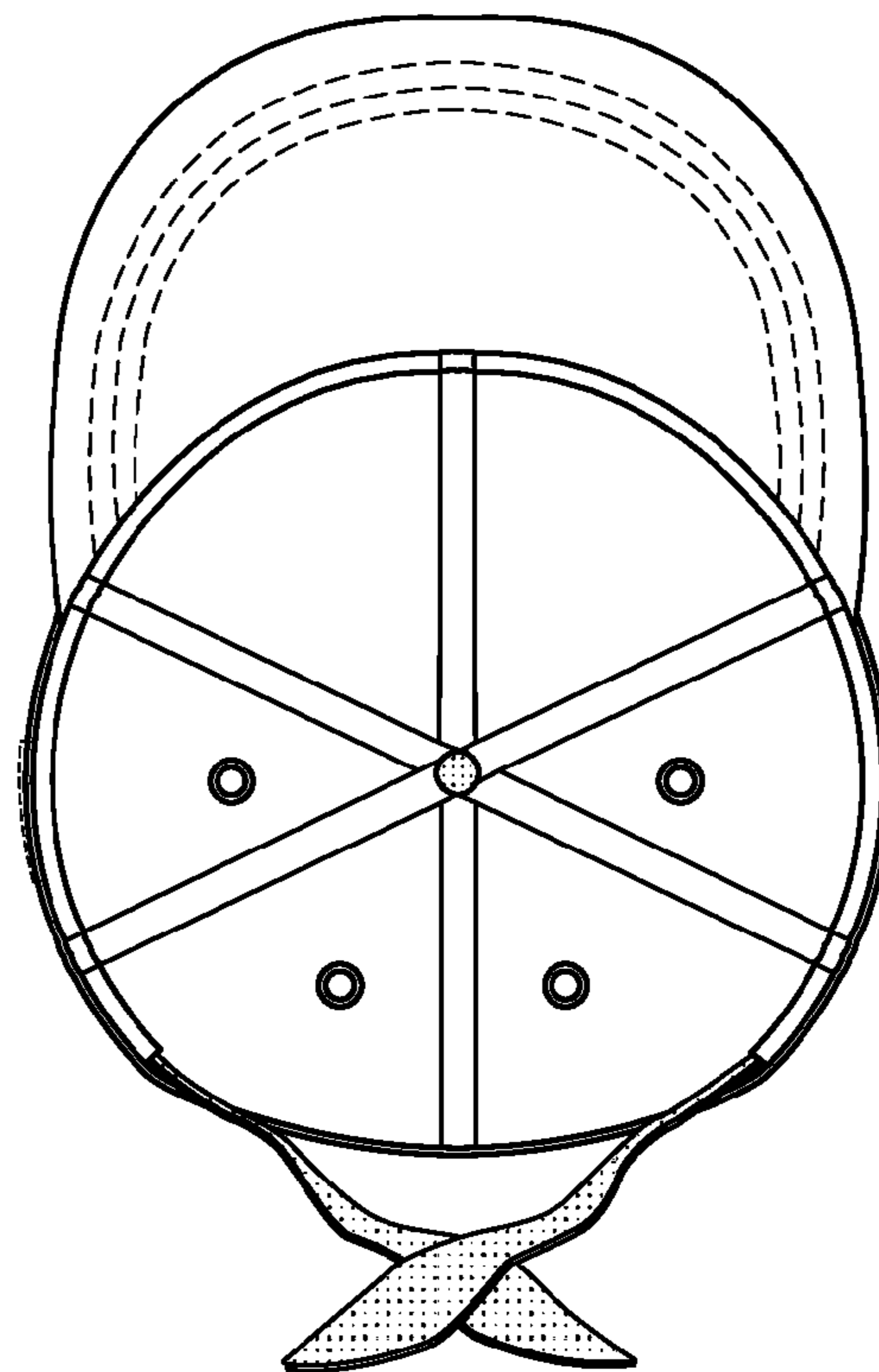


FIG. 3

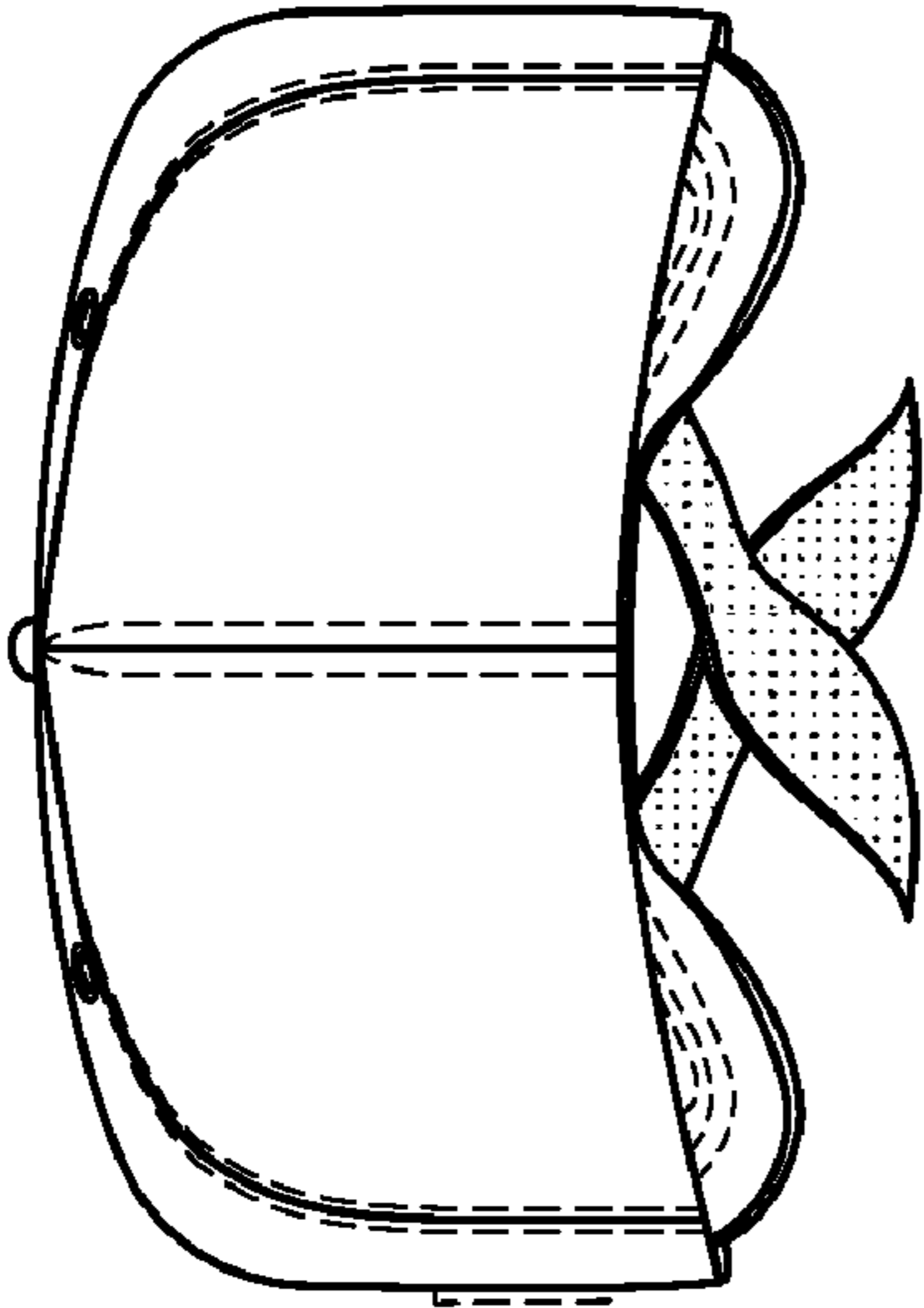


FIG. 5

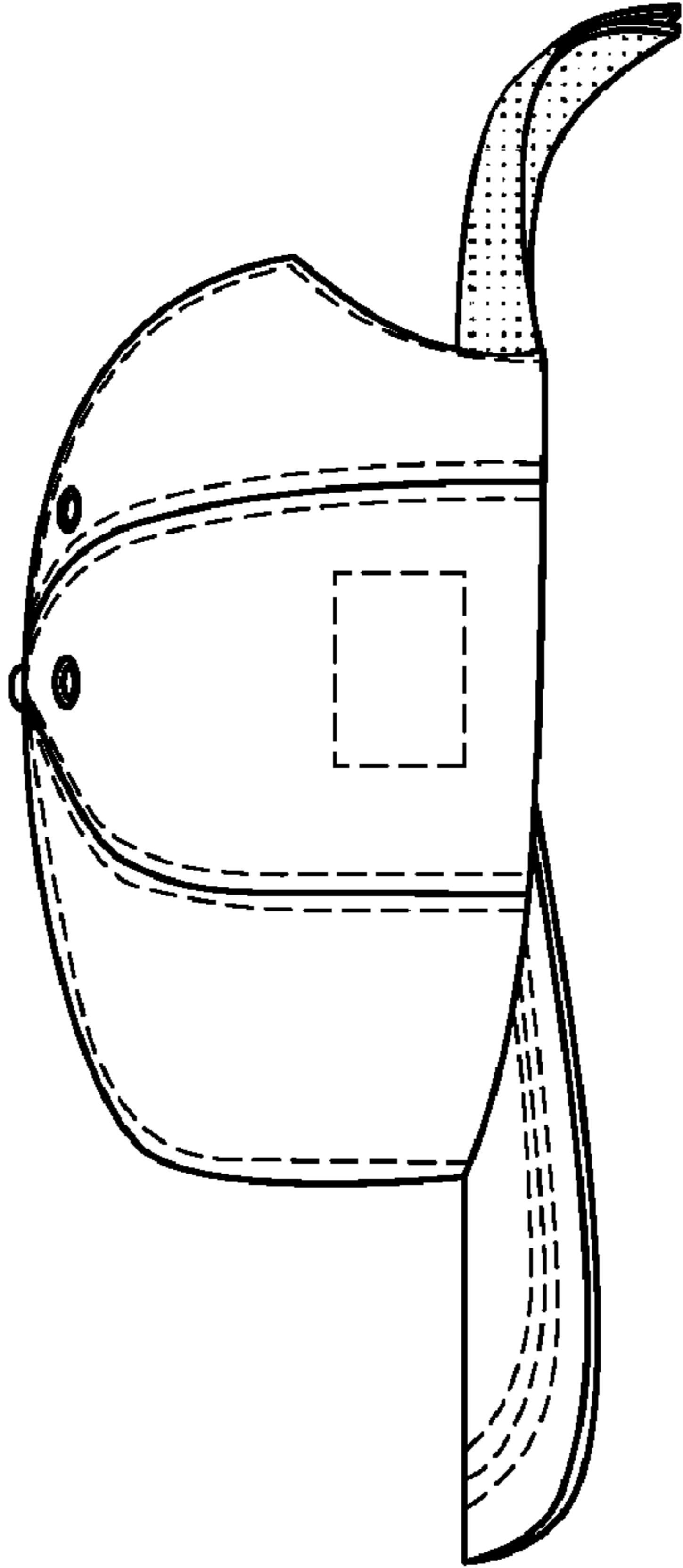


FIG. 7

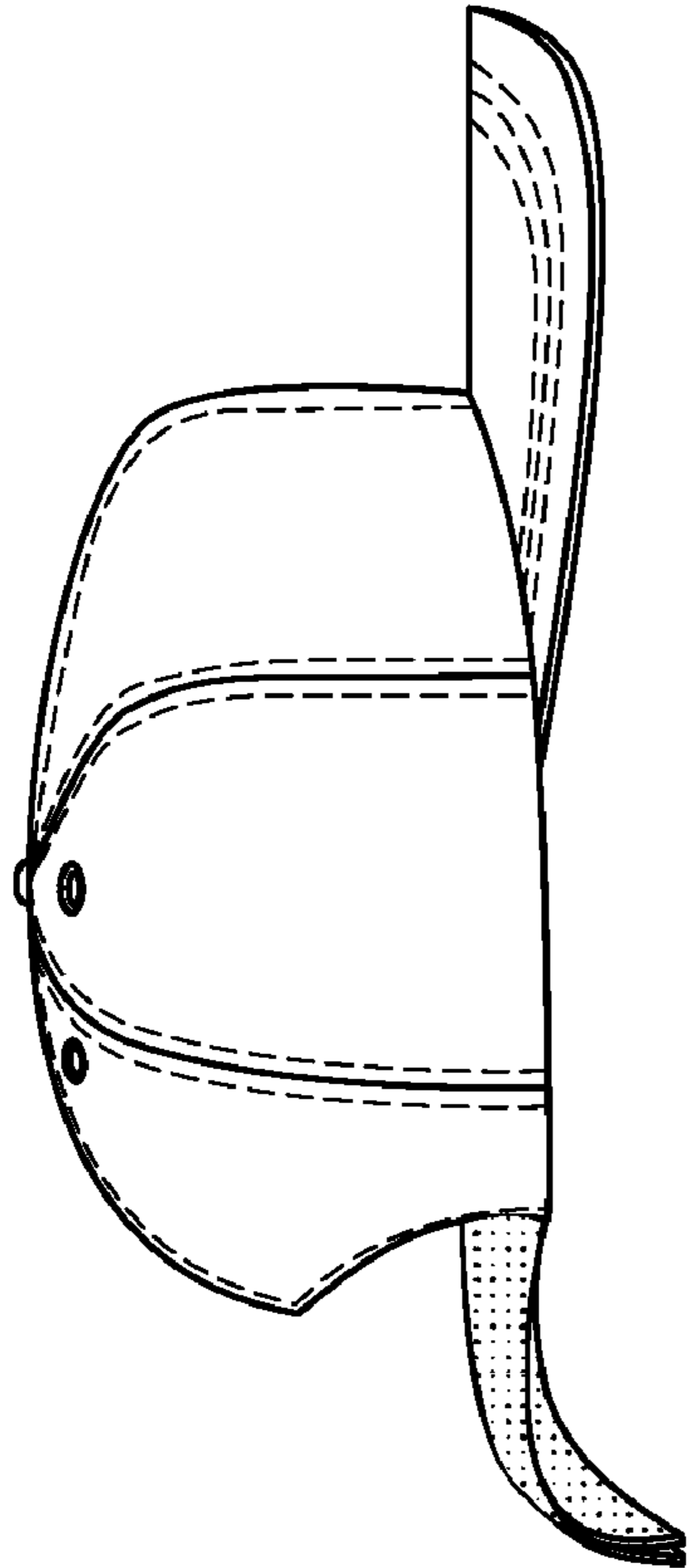


FIG. 4

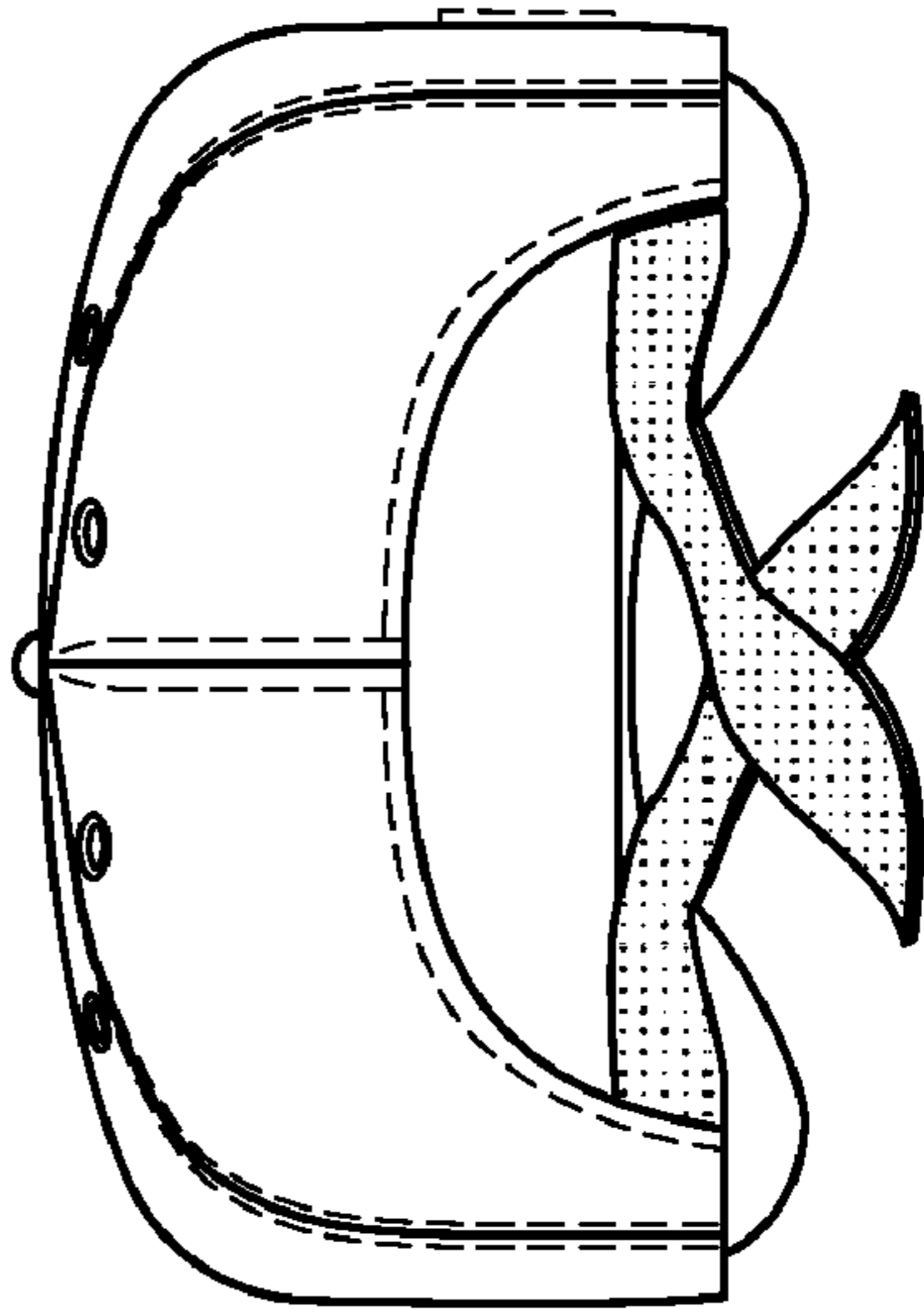


FIG. 6