



US00D662283S

(12) **United States Design Patent**
Gobble et al.

(10) **Patent No.:** **US D662,283 S**
(45) **Date of Patent:** **** Jun. 26, 2012**

(54) **TENNIS VEST**

(76) Inventors: **Ira Gene Gobble**, Fort Collins, CO
(US); **Rhonda Elise Gobble**, Fort
Collins, CO (US)

(**) Term: **14 Years**

(21) Appl. No.: **29/398,815**

(22) Filed: **Aug. 4, 2011**

(51) **LOC (9) Cl.** **02-02**

(52) **U.S. Cl.** **D2/829; D3/221**

(58) **Field of Classification Search** D3/221,
D3/228; D29/101.4; 224/918-919; 2/462,
2/49.2, 51, 54, 829-830, 247, 250, 243.1;
D2/829; 66/176

See application file for complete search history.

(56) **References Cited**

U.S. PATENT DOCUMENTS

D170,156	S	*	8/1953	Hagan	D2/864
4,079,871	A	*	3/1978	Sica	224/677
D374,970	S	*	10/1996	Jagger	D2/720
5,682,609	A	*	11/1997	Ayo	2/49.2
D393,140	S	*	4/1998	Shannon	D2/720

D457,289	S	*	5/2002	Shorr	D2/720
D530,060	S	*	10/2006	Quintero	D2/861
7,269,857	B2	*	9/2007	Cymbol	2/49.2
D602,678	S	*	10/2009	Foley	D2/829

* cited by examiner

Primary Examiner — Catheri Oliver

(74) *Attorney, Agent, or Firm* — A Law Firm, PC; Aileen Law

(57) **CLAIM**

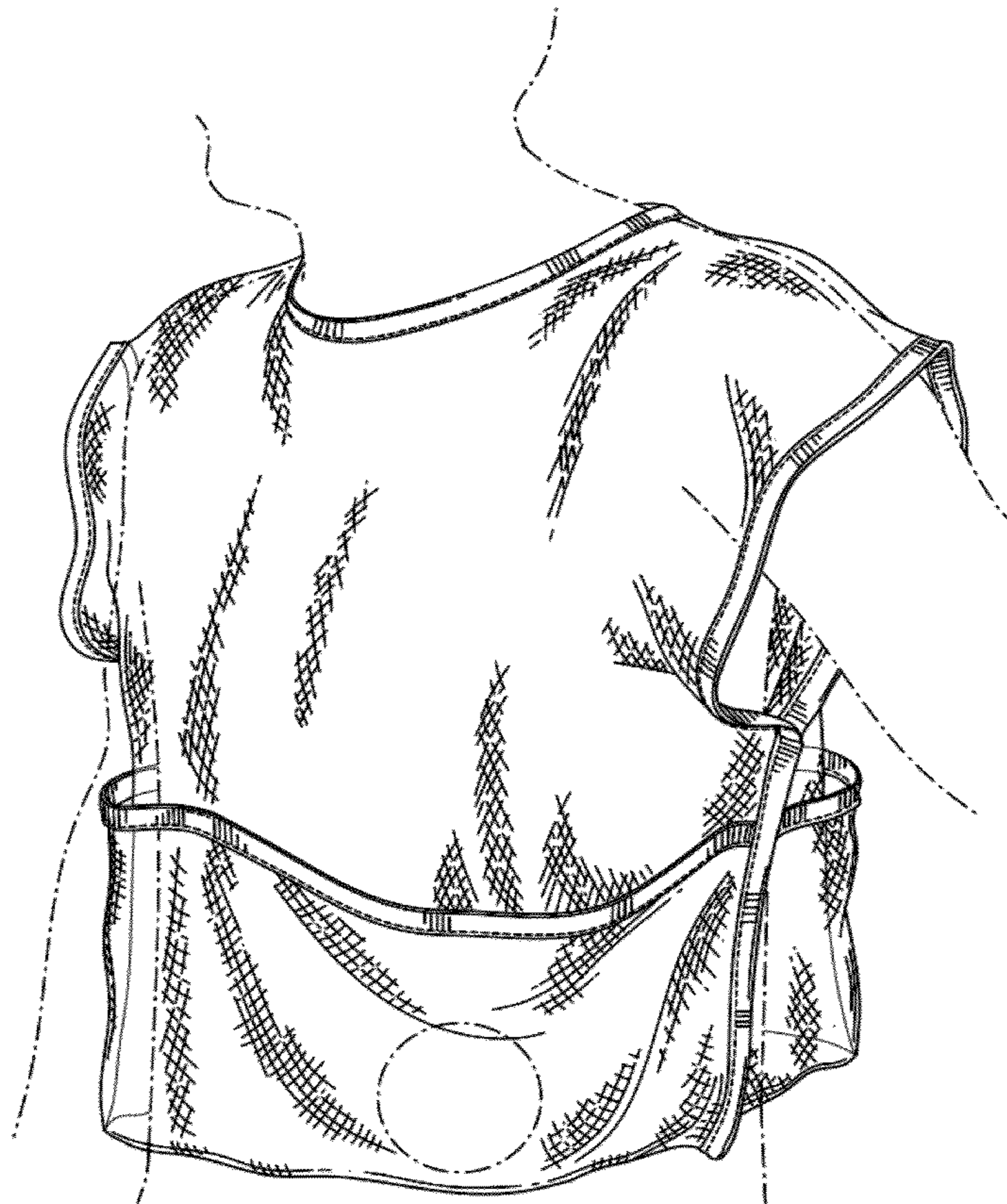
The ornamental design for a tennis vest, as shown and described.

DESCRIPTION

FIG. 1 is a front elevation view of our new tennis vest design, the rear elevation view being a mirror image thereof; FIG. 2 is a right side elevation view of FIG. 1, the left side elevation view being a mirror image thereof; FIG. 3 is a top plan view of FIG. 1; FIG. 4 is a bottom plan view of FIG. 1; and, FIG. 5 is a front and right side perspective view of the design shown in use.

The broken lines shown in the drawings illustrate environment and form no part of the claimed design.

1 Claim, 3 Drawing Sheets



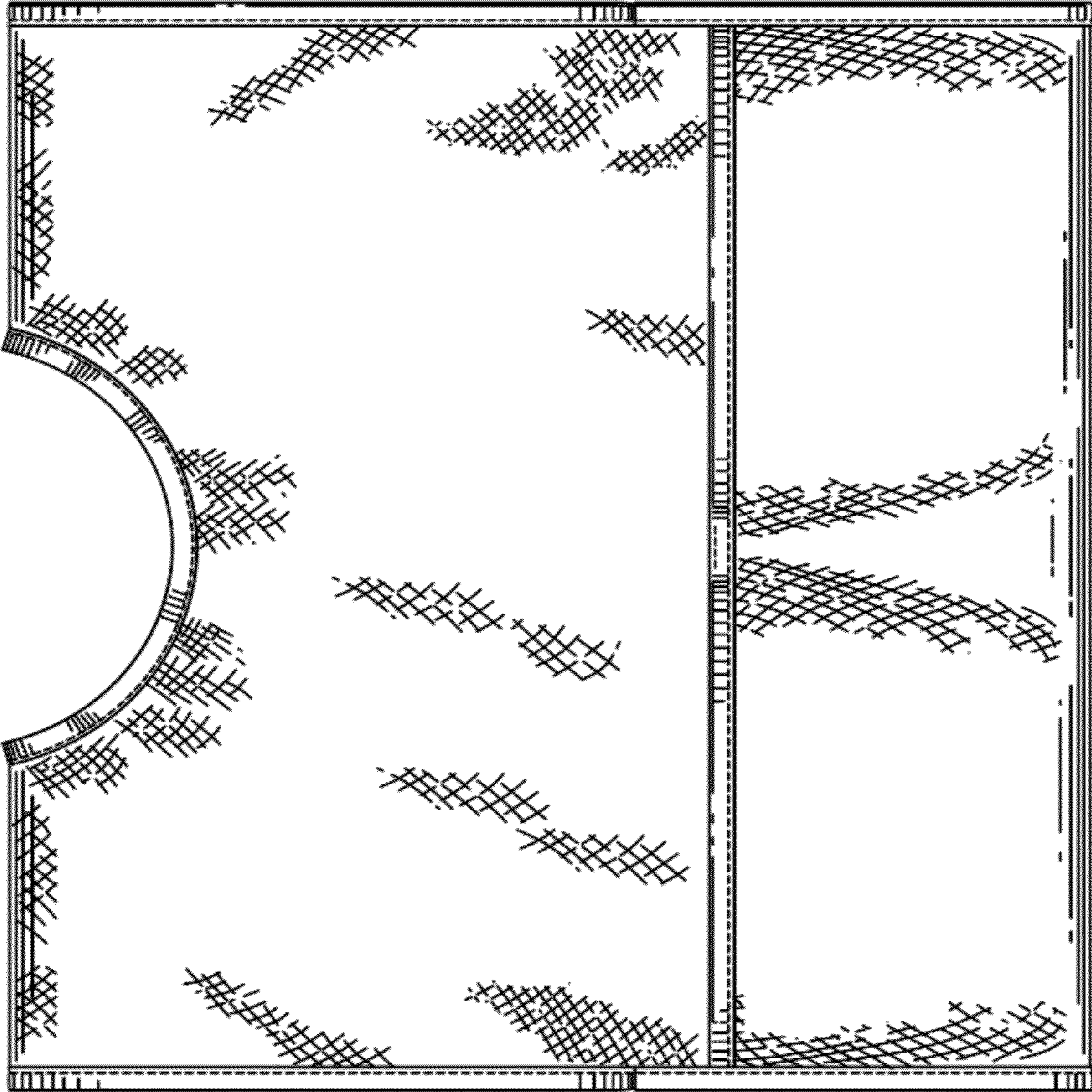


FIG.1




FIG. 2

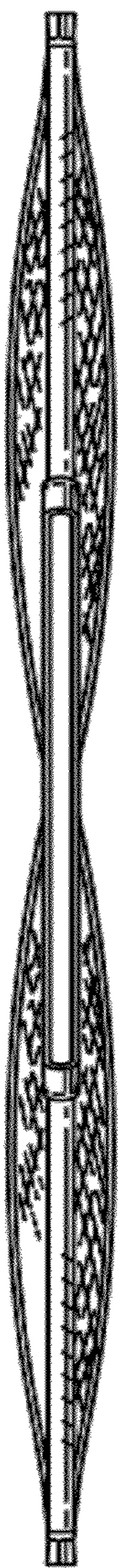


FIG. 3




FIG. 4

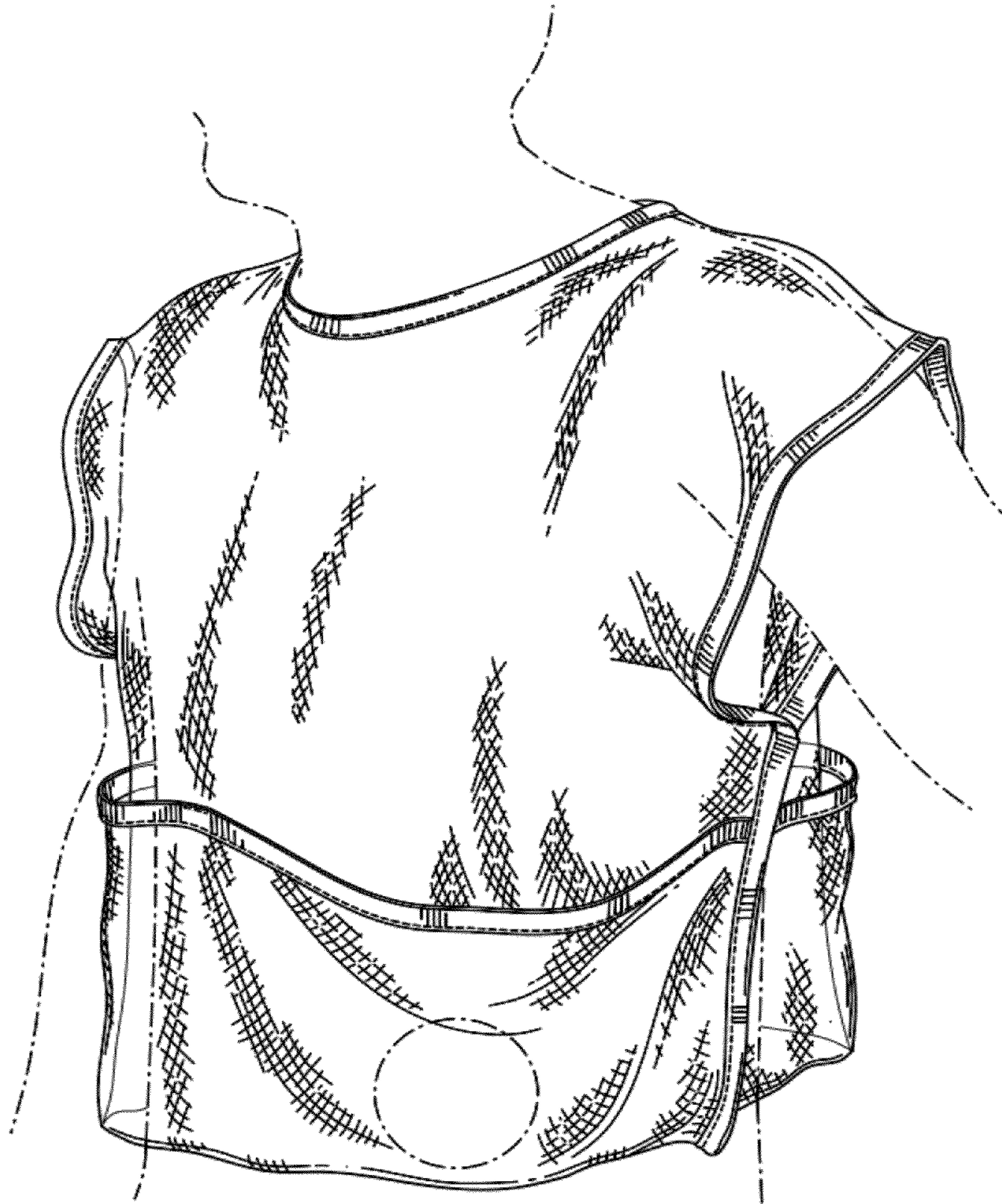


FIG.5