



US00D662279S

(12) **United States Design Patent**
Chang

(10) **Patent No.:** **US D662,279 S**
(45) **Date of Patent:** **** Jun. 26, 2012**

- (54) **BRA**
- (76) Inventor: **Ju-Chung Chang**, Taichung (TW)
- (**) Term: **14 Years**
- (21) Appl. No.: **29/402,247**
- (22) Filed: **Sep. 22, 2011**
- (51) **LOC (9) Cl.** **02-01**
- (52) **U.S. Cl.** **D2/706; D2/709**
- (58) **Field of Classification Search** D2/700,
D2/701, 702, 703, 704, 705, 706, 707, 708,
D2/709, 710, 731, 736, 737, 739; 2/67, 109,
2/110, 113; 450/1, 2, 3, 38, 39, 58, 88
See application file for complete search history.

(56) **References Cited**

U.S. PATENT DOCUMENTS

72,802	A *	12/1867	Collins	450/38
1,020,213	A *	3/1912	Martell et al.	450/16
1,033,788	A *	7/1912	Dennis	450/38
1,920,705	A *	8/1933	Madsen	450/58
2,248,204	A *	7/1941	Snider	450/14
2,345,649	A *	4/1944	Zimmerman et al.	450/57
2,482,297	A *	9/1949	Silverman	623/7
2,485,571	A *	10/1949	Cousins	450/46
2,511,641	A *	6/1950	Kuhn	450/39
2,553,825	A *	5/1951	Langs	450/81
2,579,365	A *	12/1951	Conde	450/39
D167,497	S *	8/1952	Conde	D2/706
3,187,753	A *	6/1965	Hershon	450/39
D210,761	S *	4/1968	Tuschman	D2/707
D270,774	S *	10/1983	Stern et al.	D2/710
D275,904	S *	10/1984	Martini	D2/709
5,478,278	A *	12/1995	Greenblatt	450/32
5,518,798	A *	5/1996	Riedel	428/135
D419,279	S *	1/2000	Marco et al.	D2/706
6,231,424	B1 *	5/2001	Valentin	450/81
6,383,055	B2 *	5/2002	Valentin	450/81
D470,994	S *	3/2003	Valentin	D2/706
D478,406	S *	8/2003	Valentin	D2/706
6,645,042	B2 *	11/2003	Davis	450/88
6,659,841	B2 *	12/2003	Raimondo	450/36
6,814,648	B2 *	11/2004	Chong	450/81
7,001,241	B2 *	2/2006	Gorringe et al.	450/81
7,056,186	B1 *	6/2006	Weyenberg et al.	450/58
7,163,433	B2 *	1/2007	Chou	450/81

7,229,335	B2 *	6/2007	Davis	450/81
7,335,086	B1 *	2/2008	Karon	450/81
D583,127	S *	12/2008	Deal	D2/706
7,585,200	B1 *	9/2009	McLaren	450/89
7,677,952	B2 *	3/2010	Wooley	450/81
D643,179	S *	8/2011	Naughton et al.	D2/706
8,029,332	B2 *	10/2011	Nadsady et al.	450/38
2006/0217035	A1 *	9/2006	Silver et al.	450/81
2006/0252345	A1 *	11/2006	Jian	450/81
2008/0299870	A1 *	12/2008	Penunuri	450/39
2011/0171880	A1 *	7/2011	Nam	450/81
2011/0256801	A1 *	10/2011	Cho	450/39

FOREIGN PATENT DOCUMENTS

CN	3521686	*	4/2006
CN	301485888	*	3/2011

* cited by examiner

Primary Examiner — Karen E Eldridge Powers

(74) *Attorney, Agent, or Firm* — Alan Kamrath; Kamrath IP Lawfirm, PA

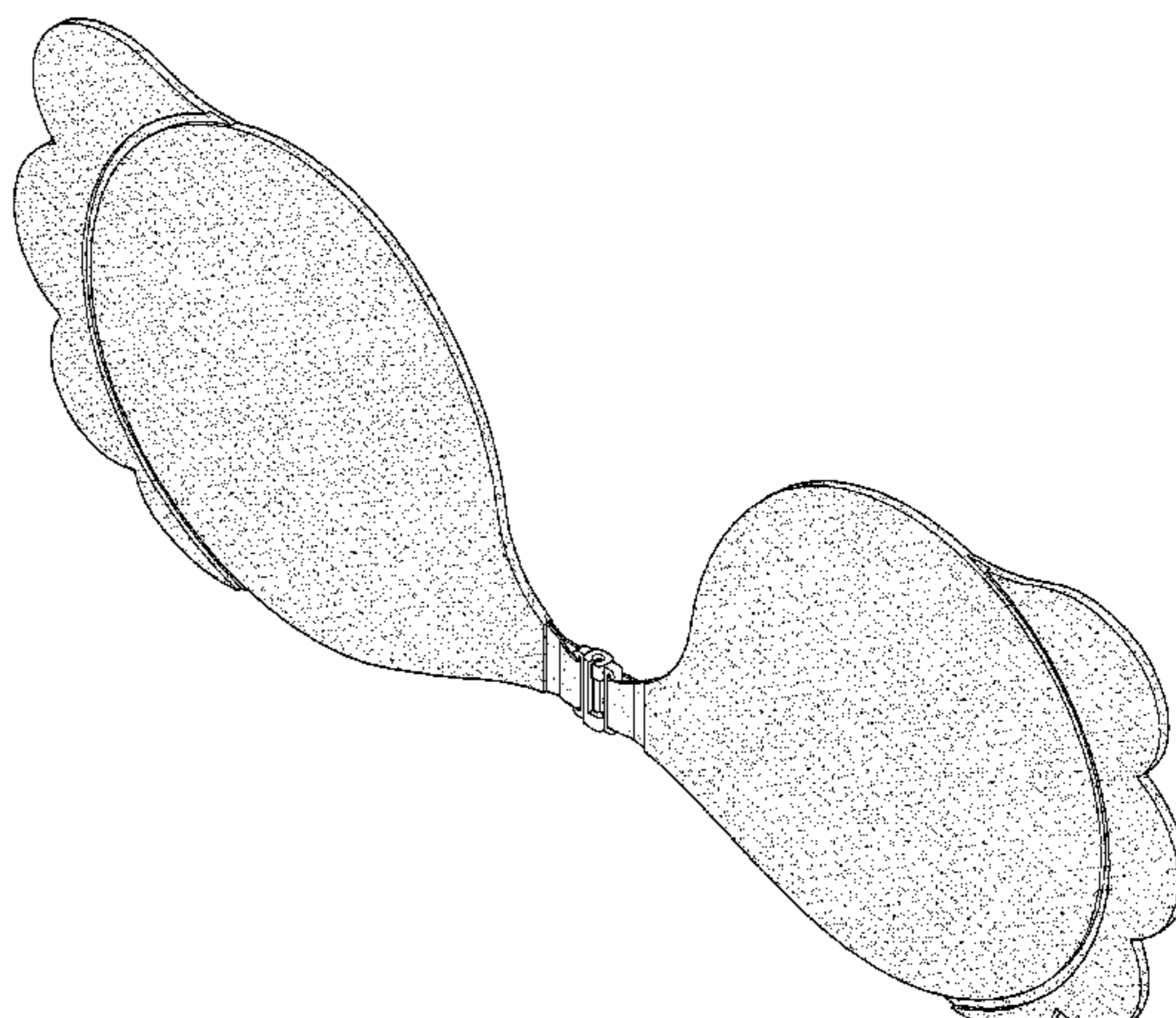
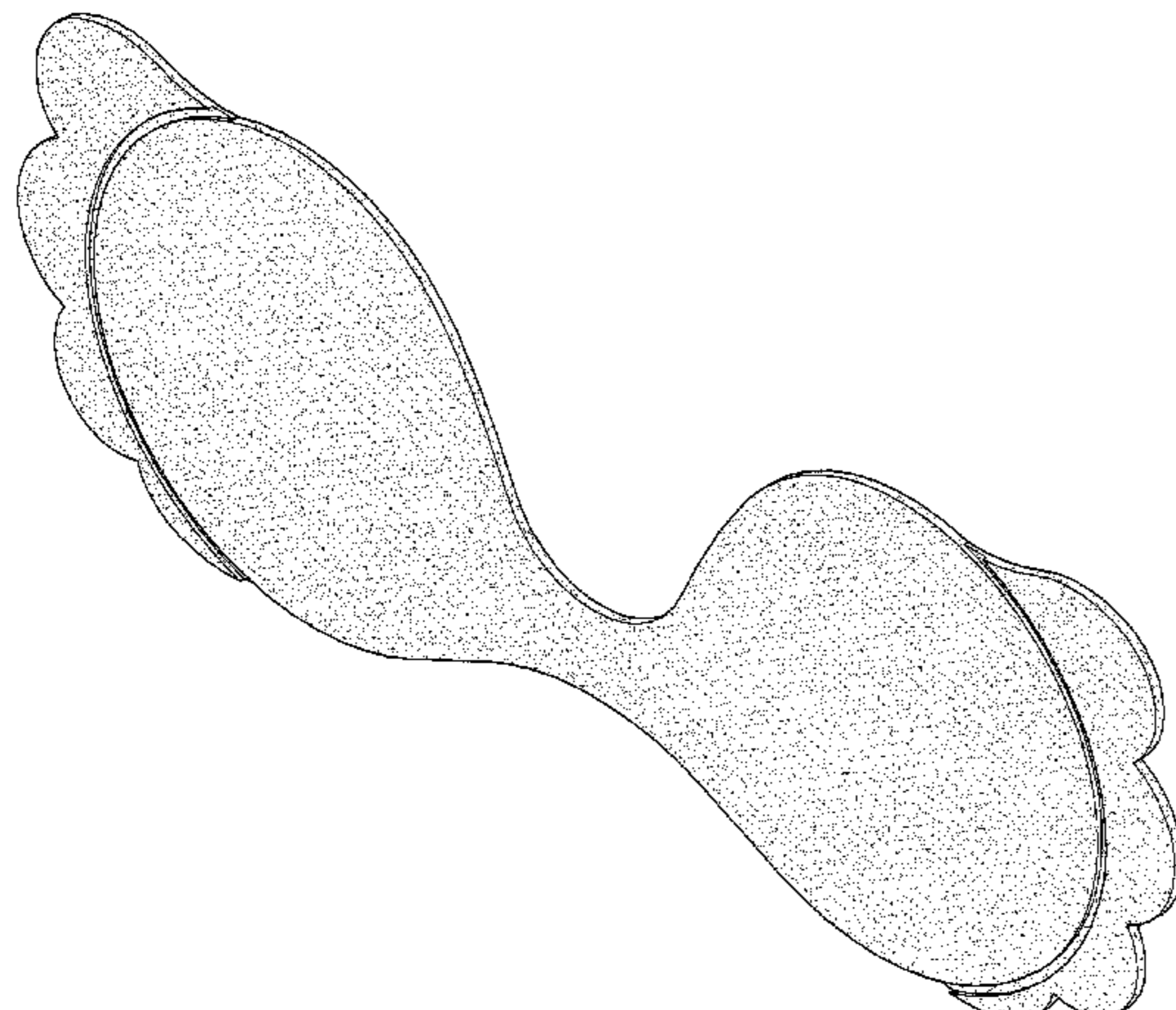
(57) **CLAIM**

The ornamental design for an invisible bra, as shown.

DESCRIPTION

FIG. 1 is a front perspective view of a first embodiment of a bra, showing my new design;
 FIG. 2 is a front elevation view of the design shown in FIG. 1 thereof;
 FIG. 3 is a rear elevation view thereof;
 FIG. 4 is a left-side elevation view thereof;
 FIG. 5 is a right-side elevation view thereof;
 FIG. 6 is a top plan view thereof;
 FIG. 7 is a bottom plan view thereof;
 FIG. 8 is a rear perspective view thereof.
 FIG. 9 is a front perspective view of a second embodiment of a bra;
 FIG. 10 is a front elevation view of the design shown in FIG. 9 thereof;
 FIG. 11 is a rear elevation view thereof;
 FIG. 12 is a left-side elevation view thereof;
 FIG. 13 is a right-side elevation view thereof;
 FIG. 14 is a top plan view thereof;
 FIG. 15 is a bottom plan view thereof; and,
 FIG. 16 is a rear perspective view thereof.

1 Claim, 12 Drawing Sheets



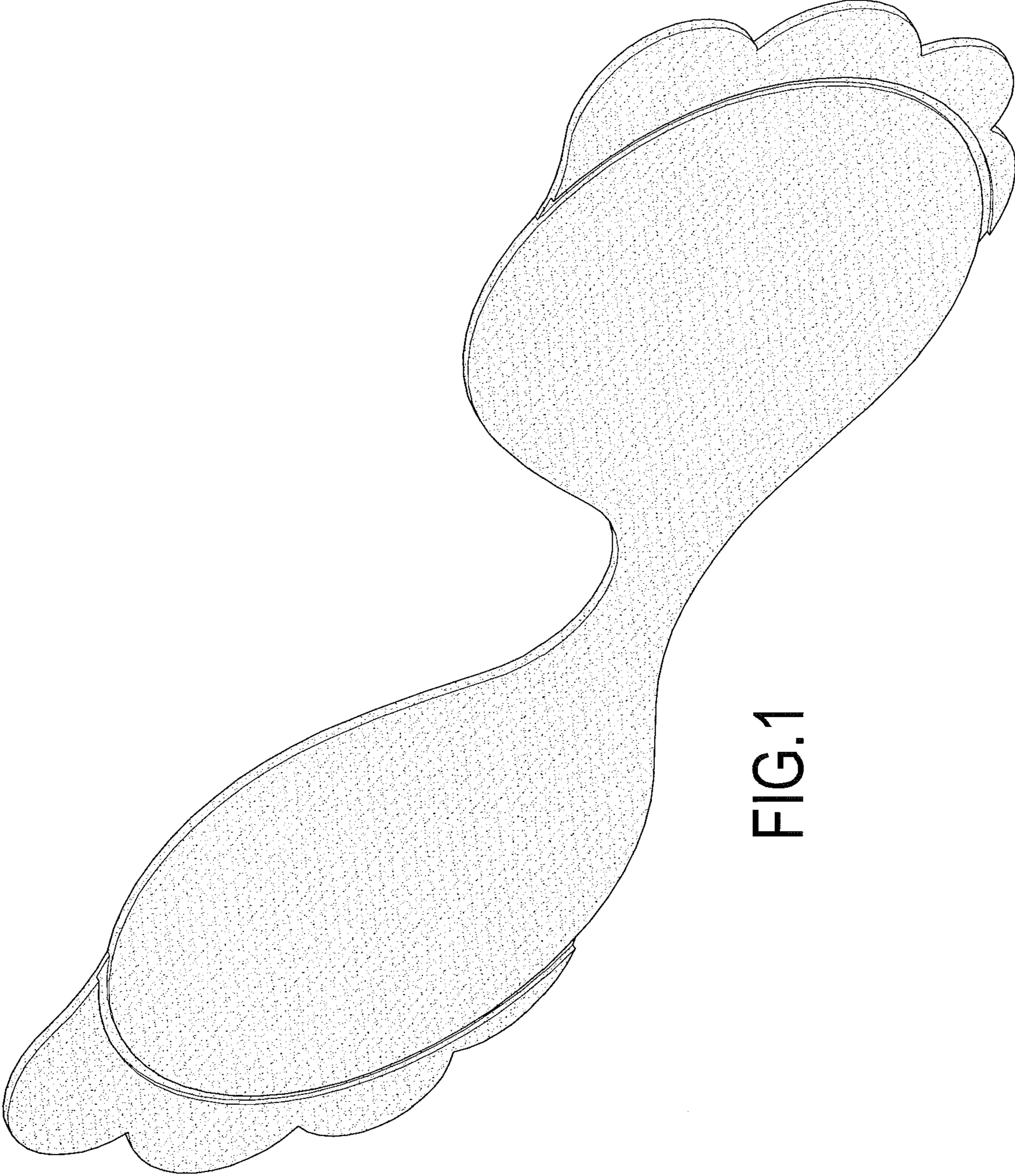


FIG.1

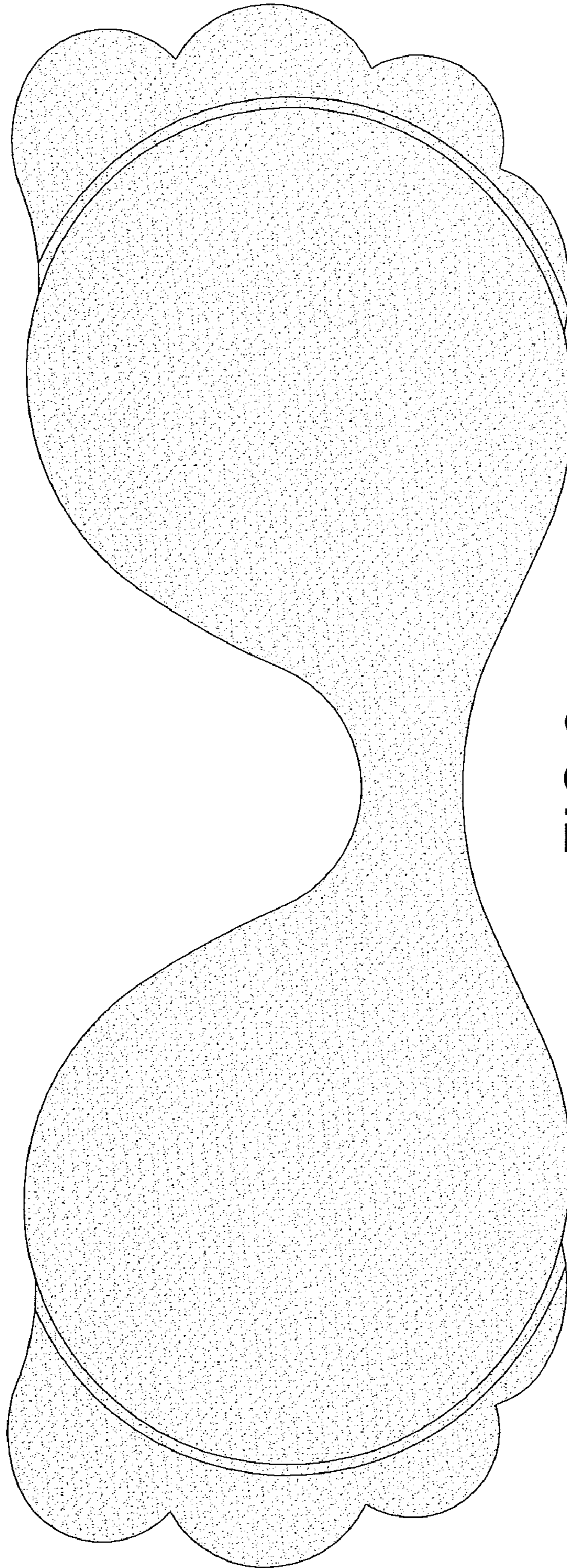


FIG.2

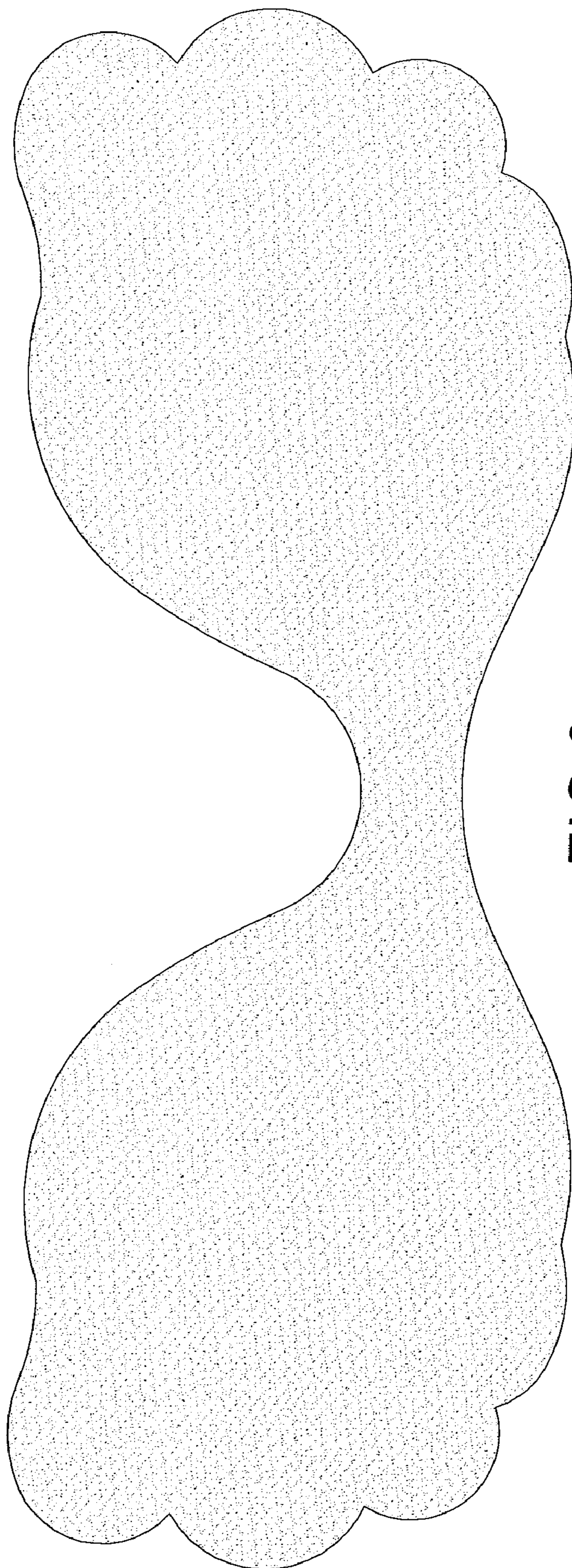


FIG.3

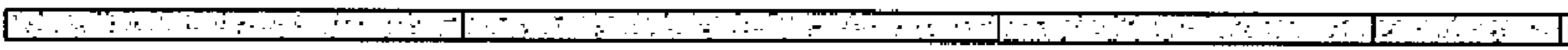
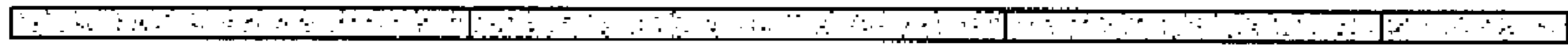


FIG.5

FIG.4

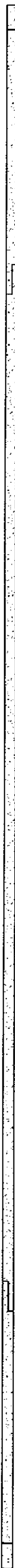


FIG. 6

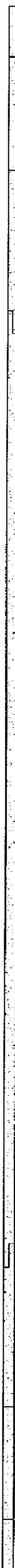


FIG. 7

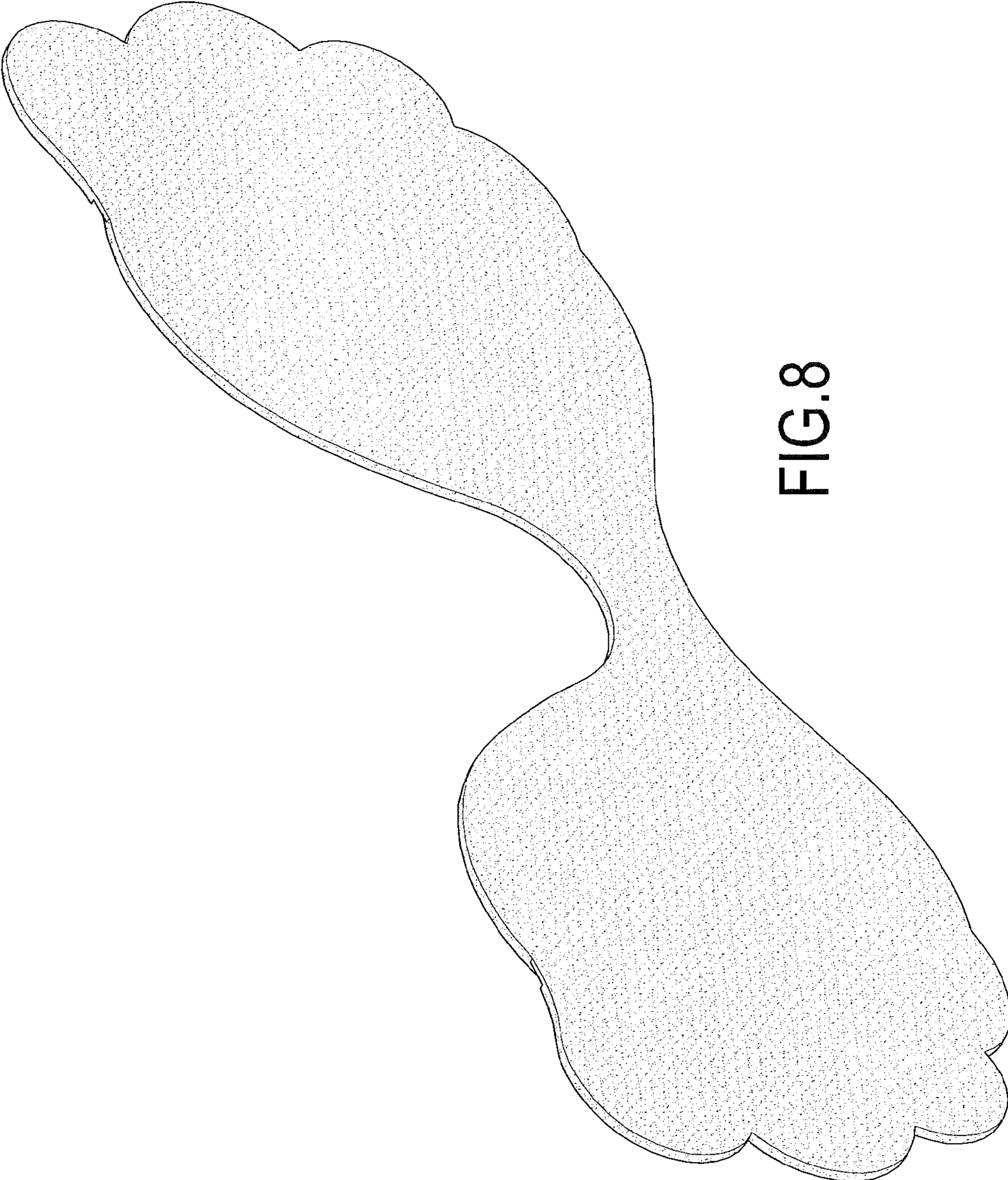


FIG.8

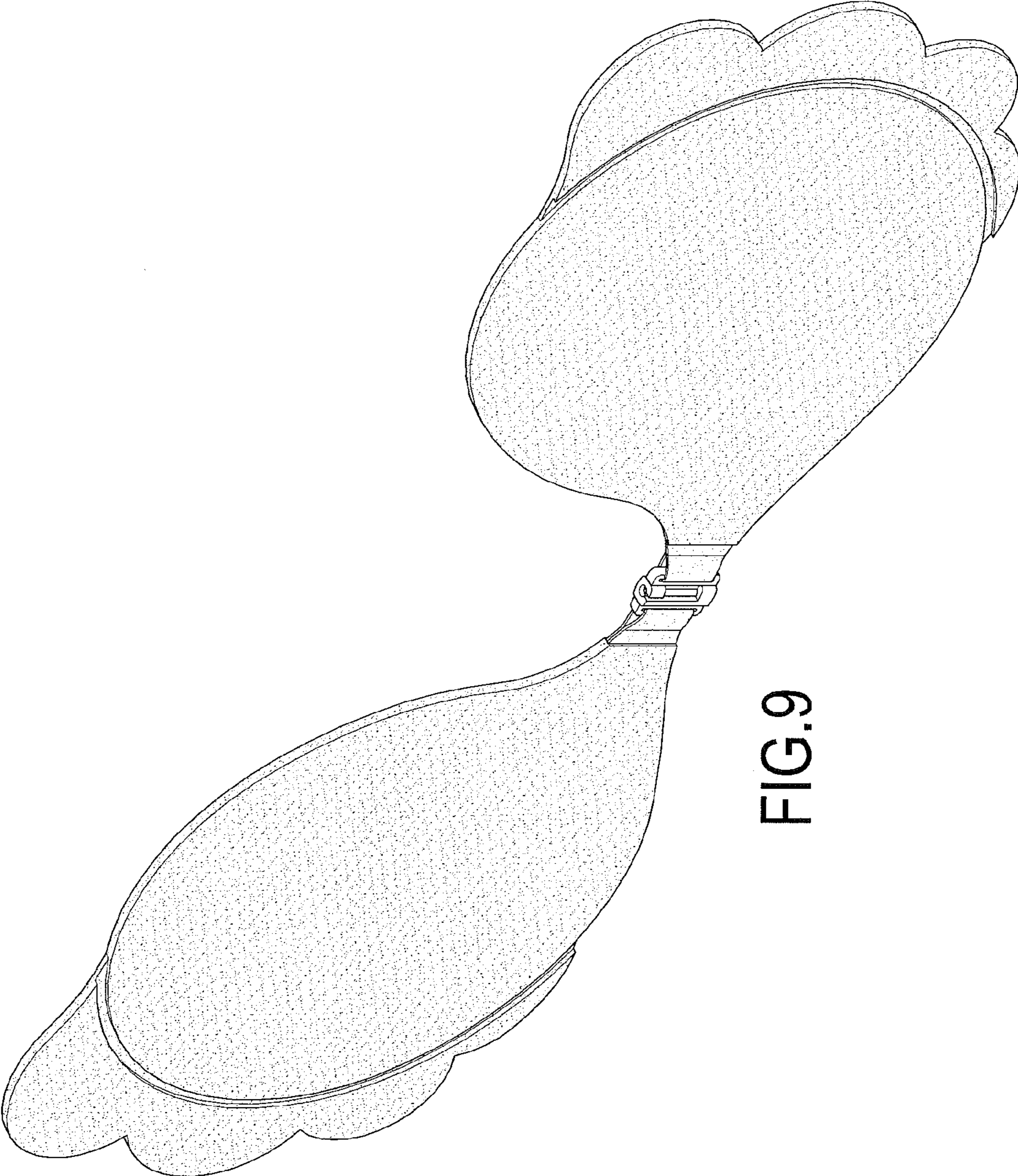


FIG.9

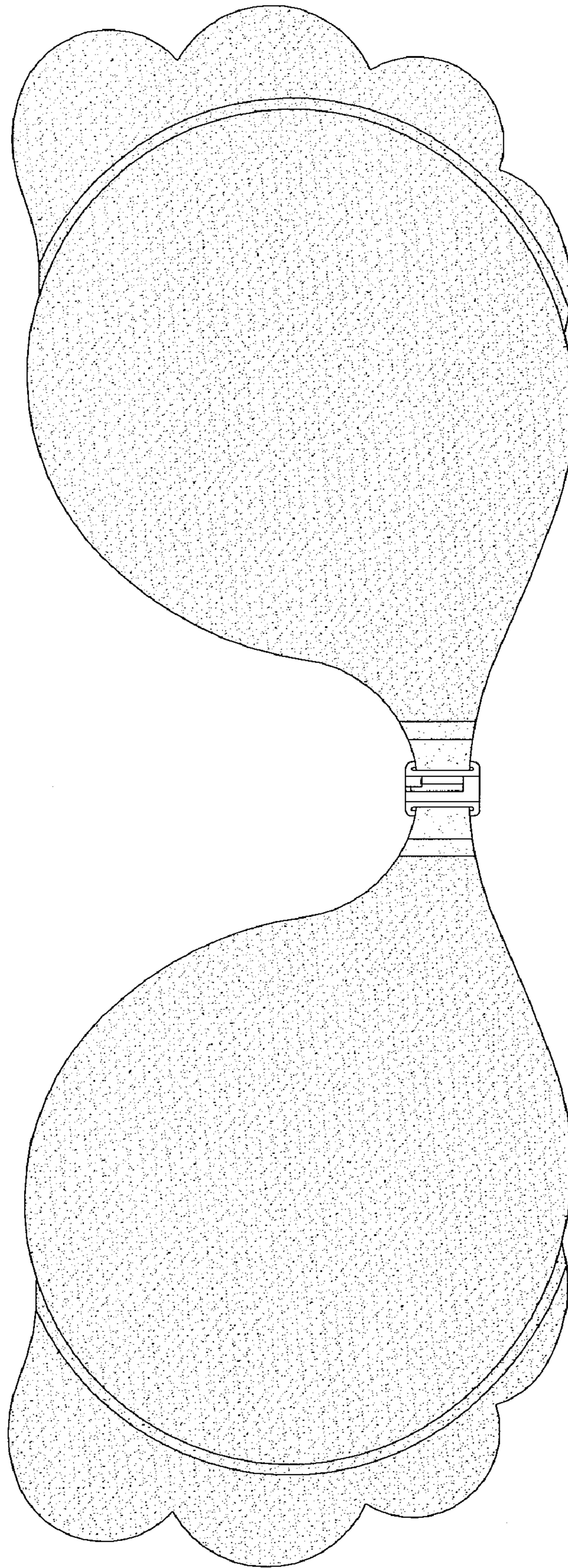


FIG.10

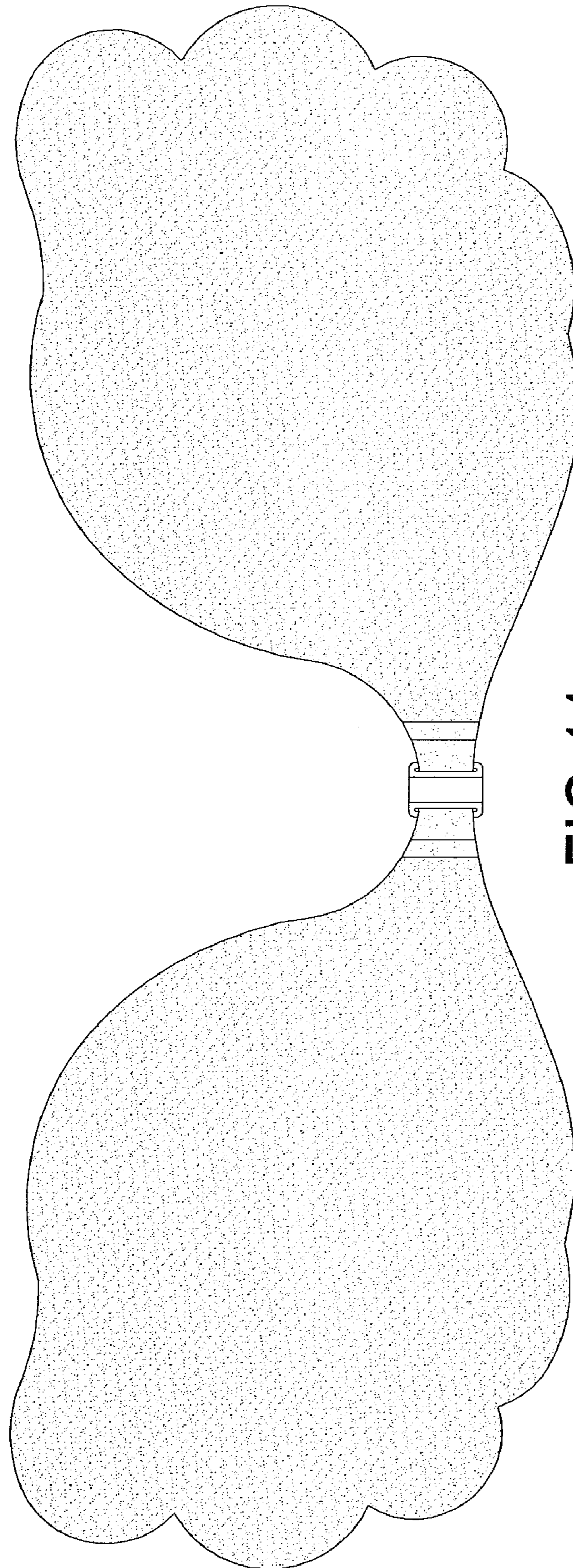


FIG.11

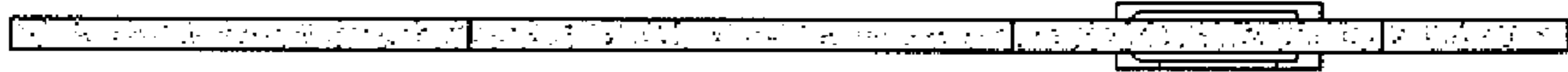


FIG.12

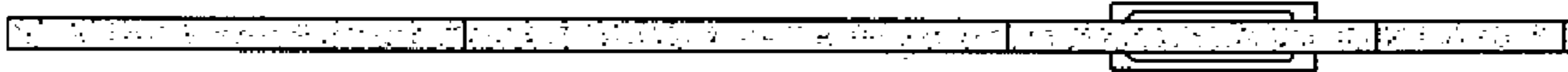


FIG.13



FIG.14



FIG.15

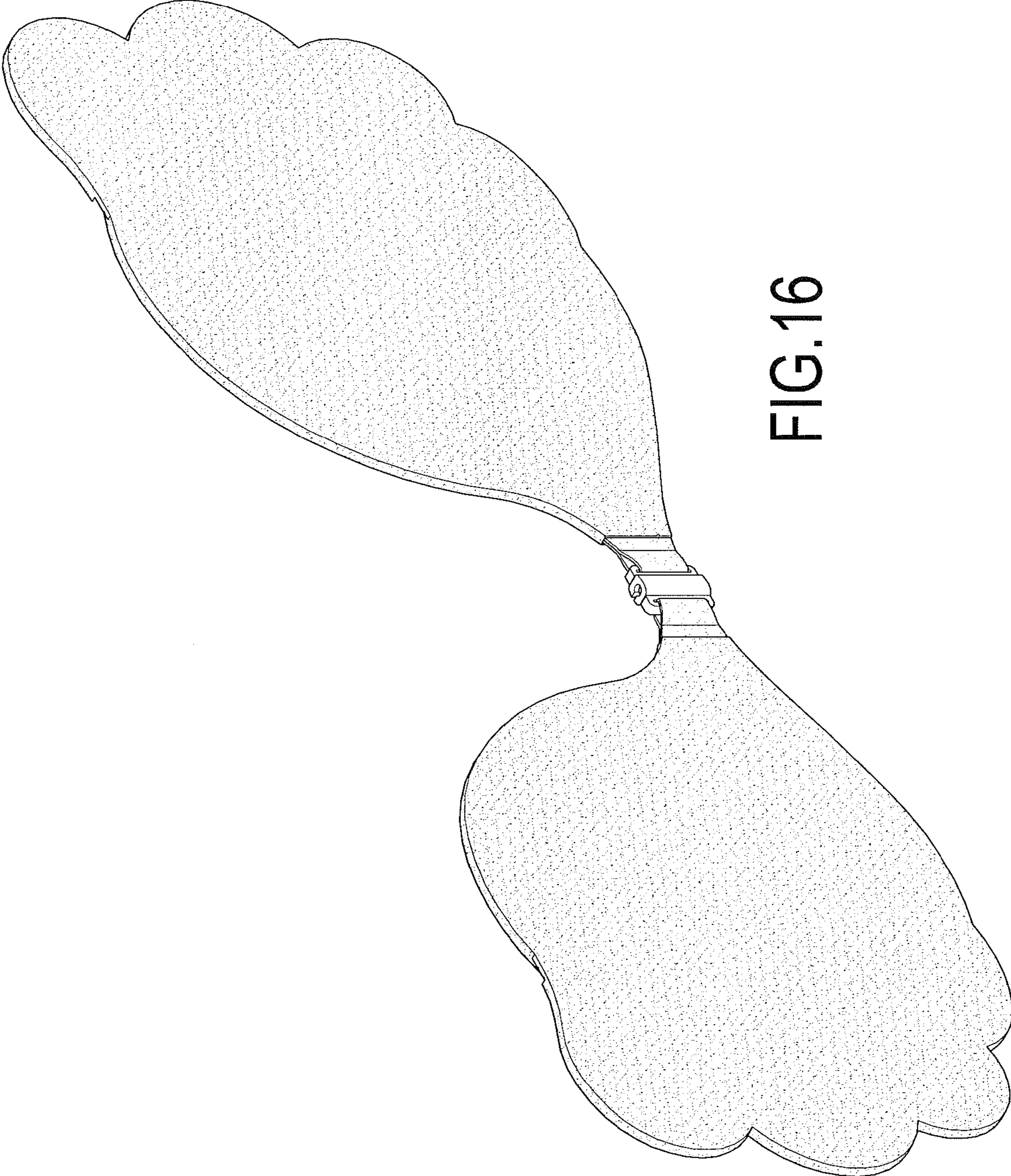


FIG.16