



US00D662277S

(12) **United States Design Patent**
Dorsey

(10) **Patent No.:** **US D662,277 S**
(45) **Date of Patent:** **** Jun. 26, 2012**

(54) **SEATBELT SHOULDER PAD WITH PHOTO AND ID POCKETS**

(76) Inventor: **William B. Dorsey**, Creede, CO (US)

(**) Term: **14 Years**

(21) Appl. No.: **29/400,905**

(22) Filed: **Sep. 2, 2011**

Related U.S. Application Data

(63) Continuation-in-part of application No. 29/390,760, filed on Apr. 28, 2011.

(51) **LOC (9) Cl.** **02-07**

(52) **U.S. Cl.** **D2/639**

(58) **Field of Classification Search** D2/639;
D11/200; D3/327; 224/264; 297/482; 280/808
See application file for complete search history.

(56) **References Cited**

U.S. PATENT DOCUMENTS

3,397,913	A	8/1968	Fein	
3,931,917	A *	1/1976	Zellmer	224/602
4,057,181	A	11/1977	Finnigan	
D259,151	S	5/1981	Kishbaugh	
D275,153	S	8/1984	Weinreb	
D283,943	S	5/1986	Rainey	
4,619,468	A	10/1986	Spill	
D291,942	S *	9/1987	Green	D29/101.5
4,693,495	A	9/1987	LaPointe	
4,699,401	A	10/1987	Saenz	
D298,386	S	11/1988	Hirahara	
4,786,080	A *	11/1988	Jay	280/808
D308,287	S	6/1990	Miller et al.	
4,978,044	A	12/1990	Silver	
5,009,346	A	4/1991	Butler	
D317,829	S	7/1991	Willett et al.	
D328,181	S	7/1992	White et al.	
D331,835	S	12/1992	Welch	
D332,864	S	2/1993	Hansen	

D337,075	S	7/1993	Powell	
D338,552	S	8/1993	Carrico et al.	
D341,712	S	11/1993	Fulcher	
D365,912	S	1/1996	Fulcher	
5,551,614	A	9/1996	Ham	
5,566,871	A	10/1996	Weintraub	
D393,139	S	4/1998	Lawrence et al.	
D465,324	S	11/2002	Matthew	
D489,890	S *	5/2004	Gorham, Jr.	D3/218
D518,953	S *	4/2006	Kenimer et al.	D3/224
D562,727	S *	2/2008	Berke et al.	D11/200
D572,901	S	7/2008	St. George	
D607,399	S	1/2010	Wilson	
D610,777	S	3/2010	Pitman	
D616,790	S	6/2010	Mear	
D617,233	S	6/2010	Bolton	
D640,588	S *	6/2011	Churilla et al.	D11/200

* cited by examiner

Primary Examiner — T. Chase Nelson

Assistant Examiner — Kathleen M Sims

(74) *Attorney, Agent, or Firm* — QuickPatents, Inc.; Kevin Prince

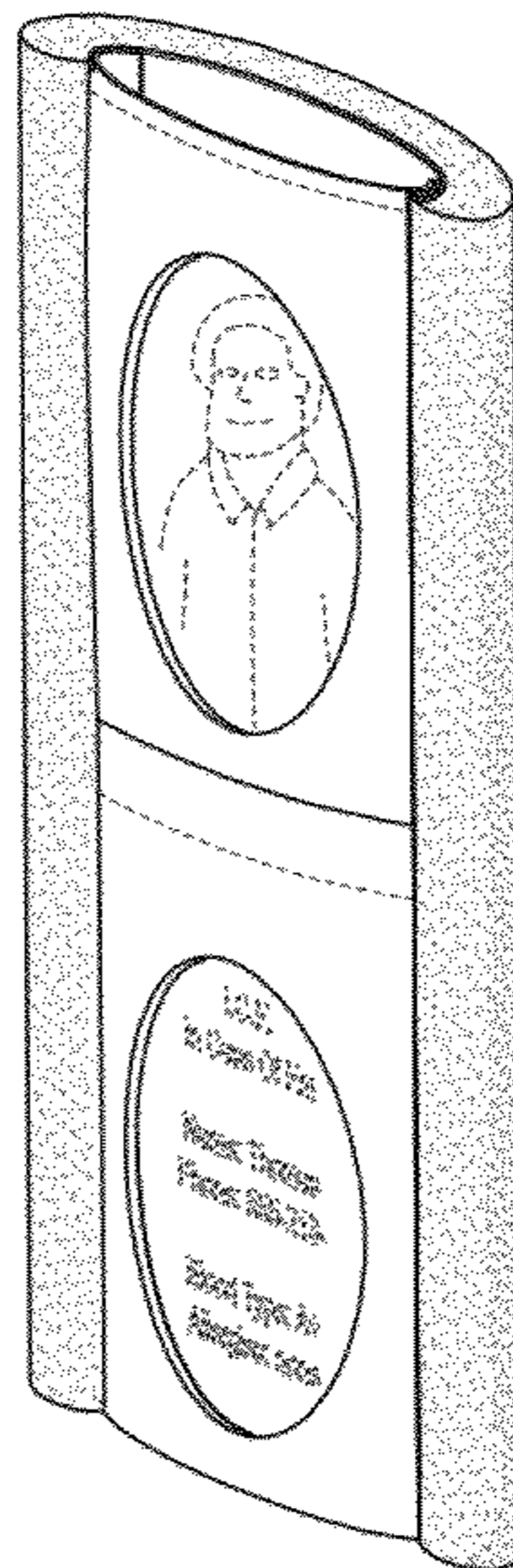
(57) **CLAIM**

I claim the ornamental design for a seatbelt shoulder pad with photo and ID pockets, as shown and described.

DESCRIPTION

FIG. 1 is a perspective view of a seatbelt shoulder pad with photo and ID pockets, showing my new design; FIG. 2 is a front elevational view thereof; FIG. 3 is a left-side elevational view thereof, the right-side elevational view being a mirror image thereof; FIG. 4 is a rear elevational view thereof; and, FIG. 5 is a top plan view thereof, the bottom plan view being a mirror image thereof. The broken lines showing a photograph and emergency contact card in FIG. 1 depict environmental matter and form no part of the claimed design.

1 Claim, 2 Drawing Sheets



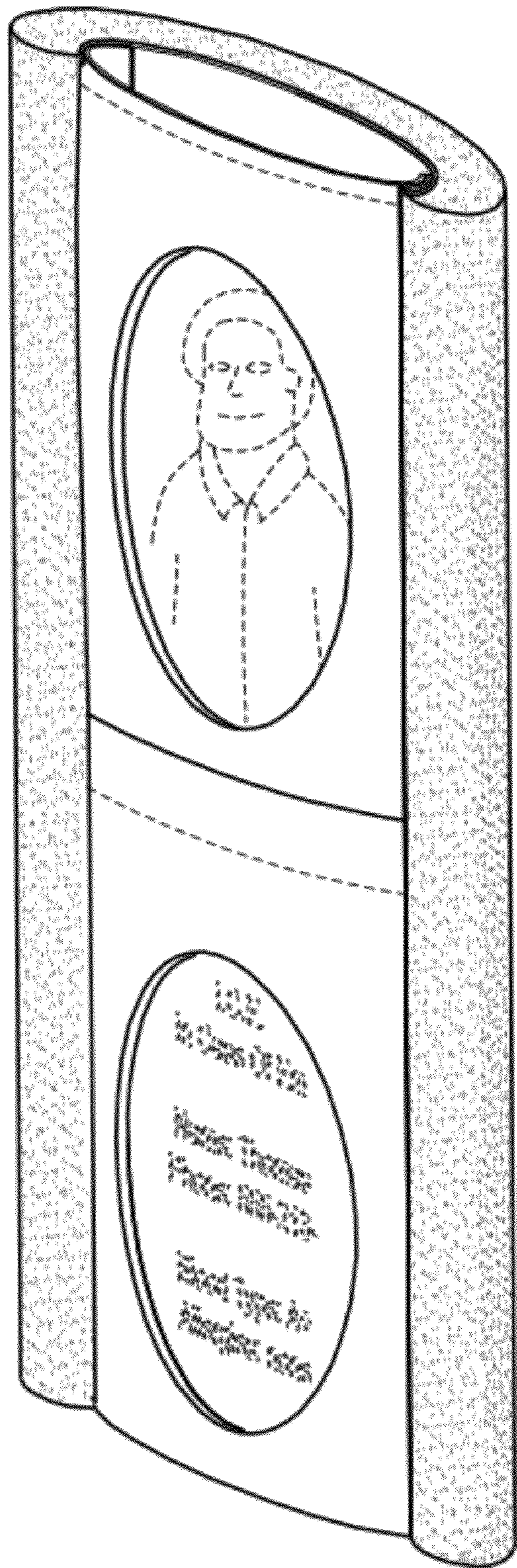


FIG. 1

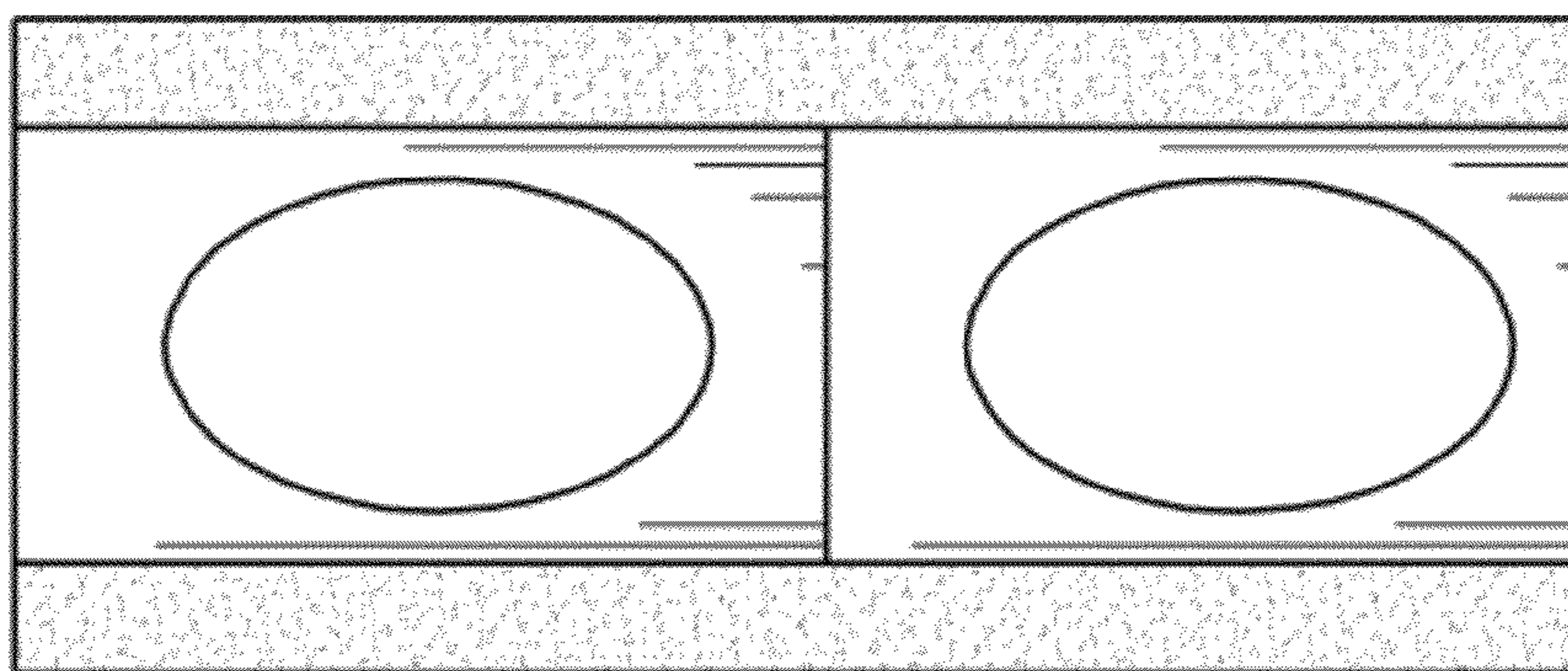


FIG. 2

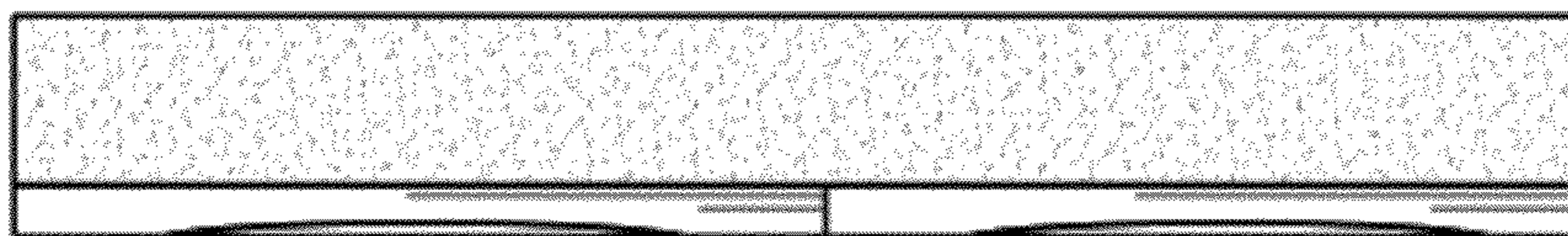


FIG. 3




FIG. 4

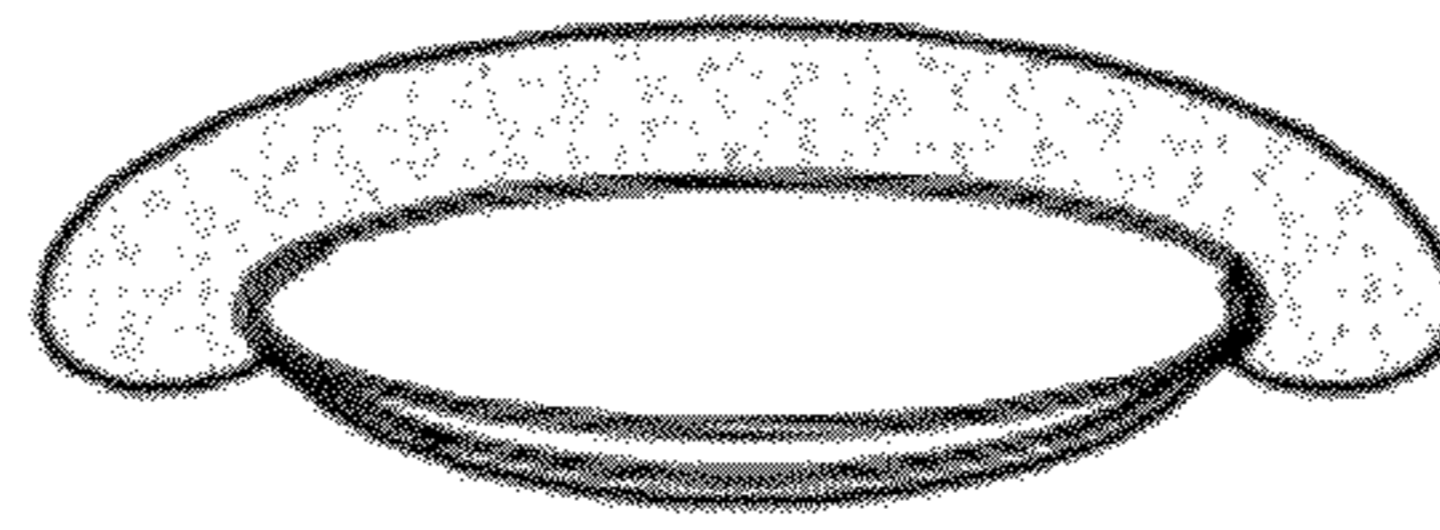


FIG. 5