



US00D662252S

(12) **United States Design Patent**
Wauters

(10) **Patent No.:** **US D662,252 S**
(45) **Date of Patent:** **** Jun. 19, 2012**

(54) **LUMINAIRE**

(75) Inventor: **Tom Wauters**, Mortsel (BE)

(73) Assignee: **Koninklijke Philips Electronics N.V.**,
Eindhoven (NL)

(**) Term: **14 Years**

(21) Appl. No.: **29/393,361**

(22) Filed: **Jun. 3, 2011**

(30) **Foreign Application Priority Data**

Dec. 6, 2010 (EM) 001789603-0007

(51) **LOC (9) Cl.** **26-03**

(52) **U.S. Cl.** **D26/85**

(58) **Field of Classification Search** D26/67,
D26/68, 72, 85-92; 362/147, 432
See application file for complete search history.

(56) **References Cited**

U.S. PATENT DOCUMENTS

D221,474 S * 8/1971 Gore D26/67
D238,094 S * 12/1975 Ervin D26/85

D265,765 S * 8/1982 Hawkins D26/85
4,438,484 A * 3/1984 Winden 362/267
D275,658 S * 9/1984 Kahl et al. D26/85
D289,063 S * 3/1987 Rutter D26/85
D303,849 S * 10/1989 Nugent D26/85
D380,853 S * 7/1997 Johnson D26/85
D422,107 S * 3/2000 Meier D26/87
D532,148 S * 11/2006 Matsui et al. D26/80
D643,964 S * 8/2011 Heyrman D26/85
D646,424 S * 10/2011 Ho D26/85
D647,662 S * 10/2011 Verelst et al. D26/85

* cited by examiner

Primary Examiner — Clare E Heflin


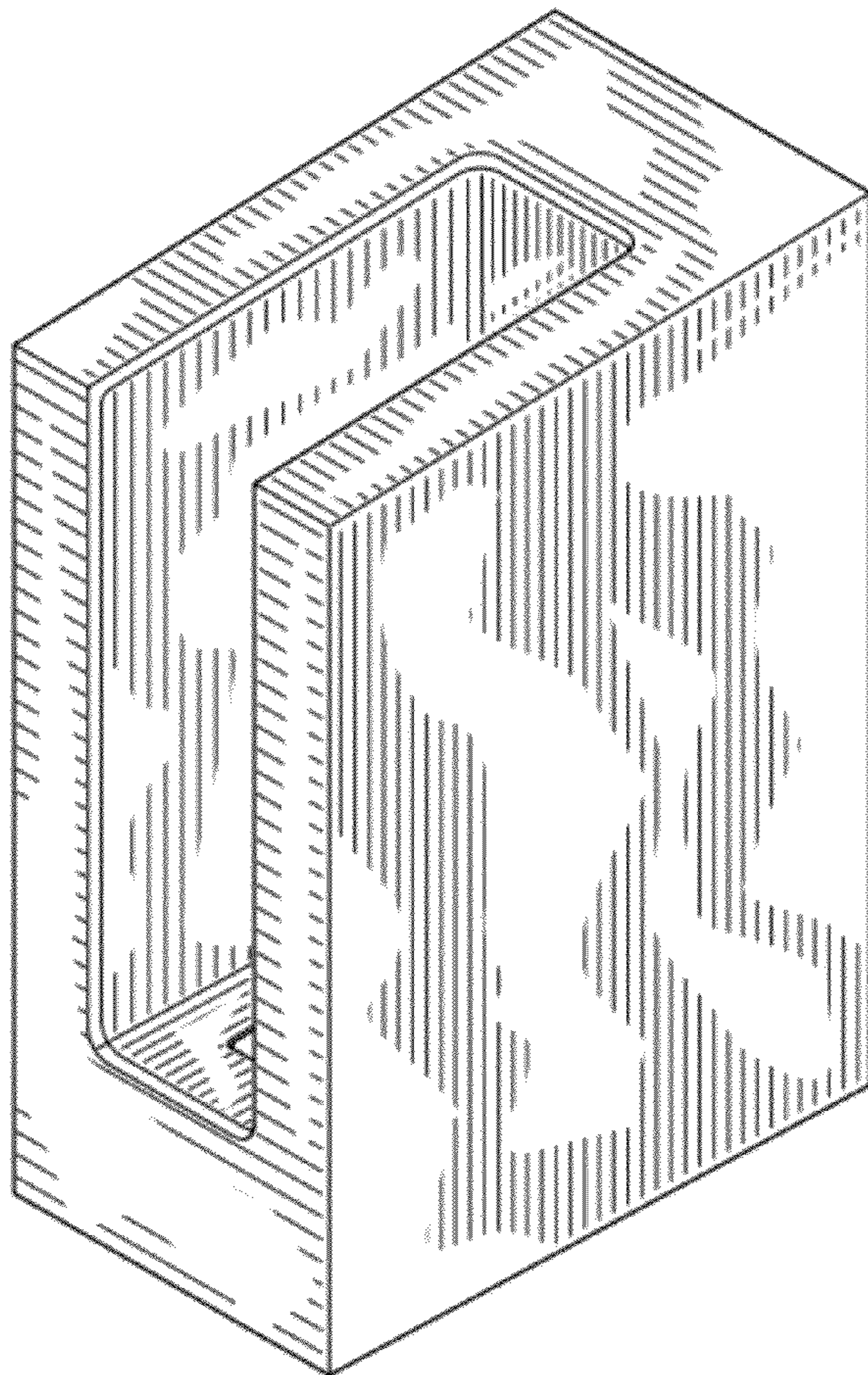
(57) **CLAIM**

The ornamental design for a luminaire, as shown.

DESCRIPTION

FIG. 1 is a perspective view showing my design;
FIG. 2 is a front elevational view thereof;
FIG. 3 is a rear elevational view thereof;
FIG. 4 is a right side elevational view thereof;
FIG. 5 is a left side elevational view thereof;
FIG. 6 is a top plan view thereof; and,
FIG. 7 is a bottom plan view thereof.

1 Claim, 5 Drawing Sheets



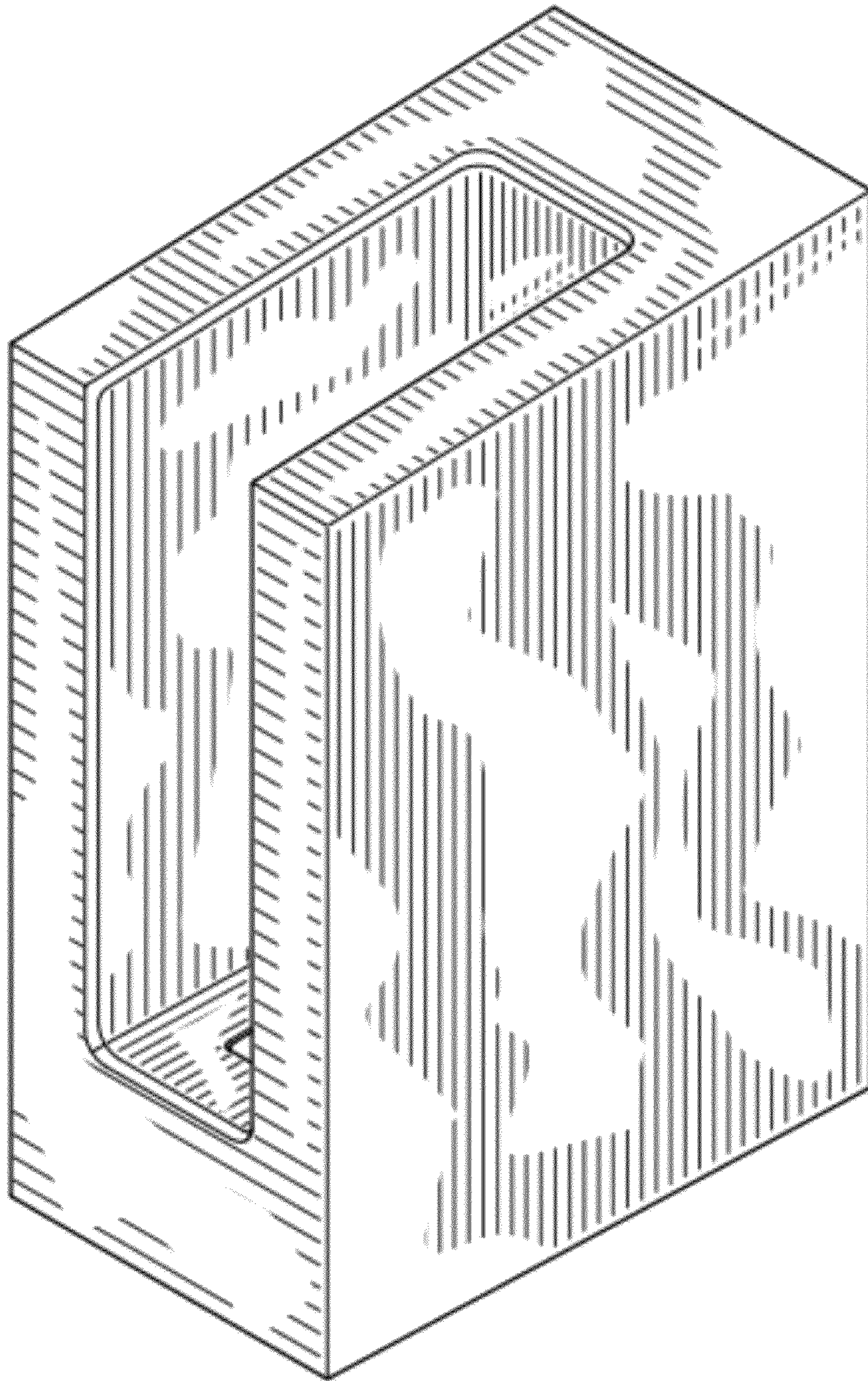


FIG. 1

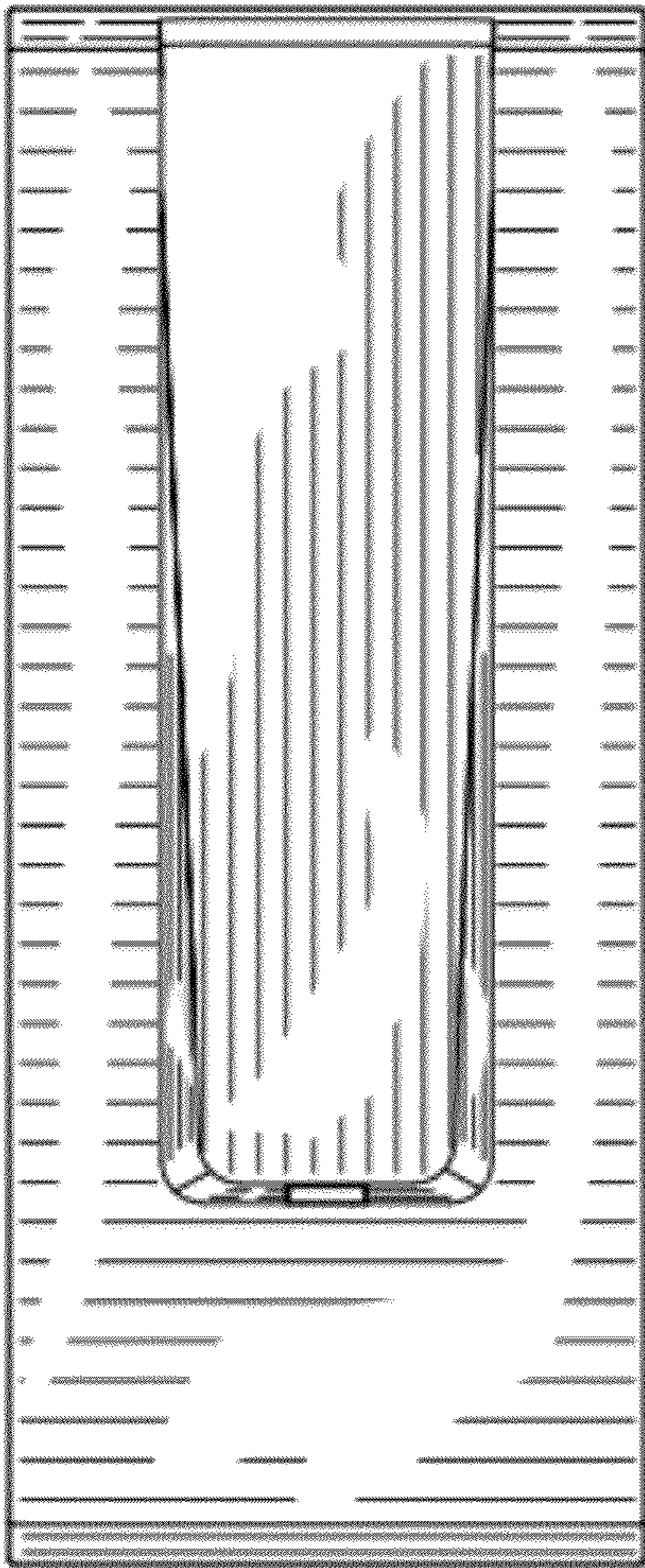


FIG. 2




FIG. 3




FIG.4




FIG.5

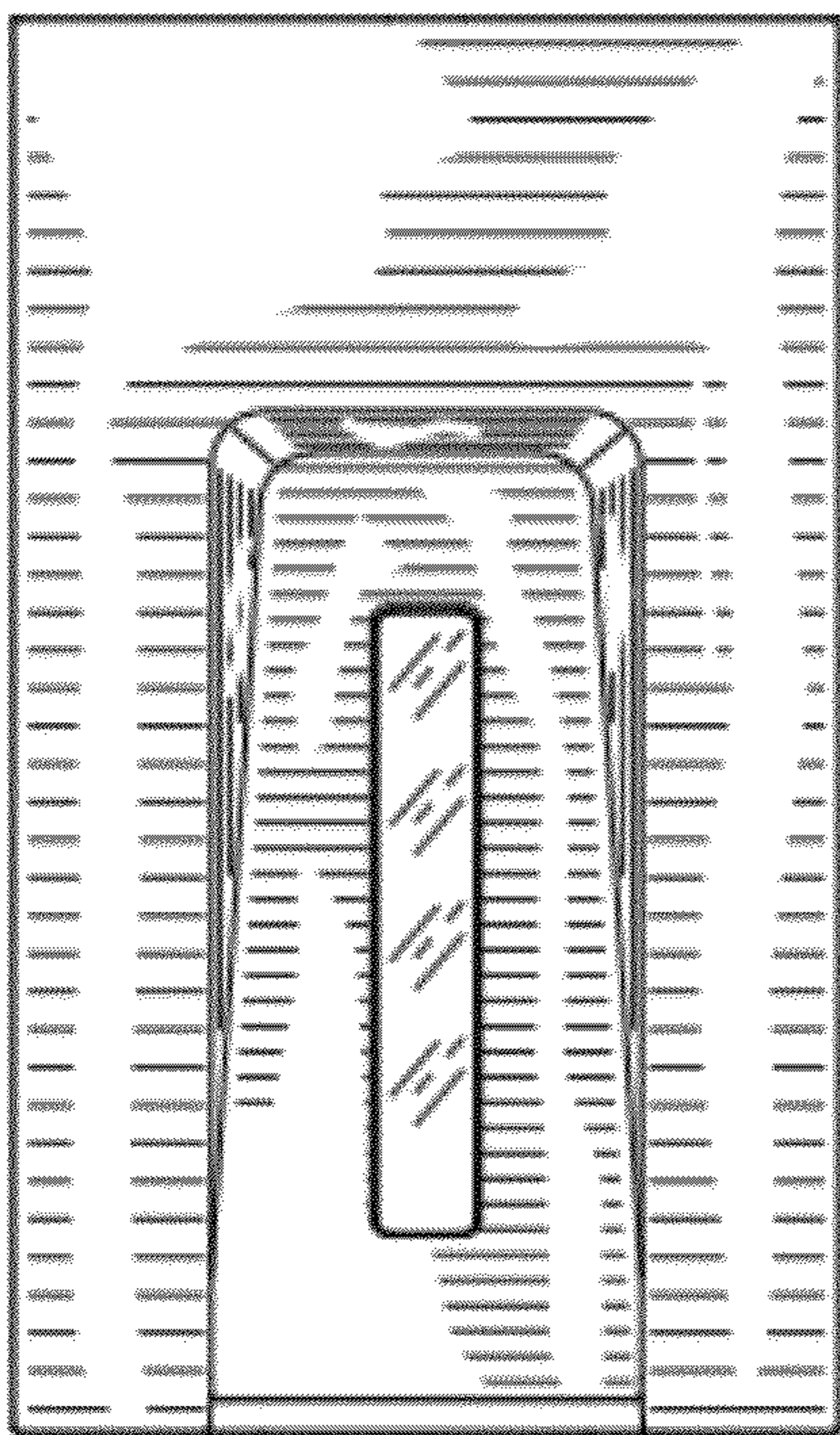


FIG. 6




FIG. 7