



US00D662250S

(12) **United States Design Patent**
Wauters

(10) **Patent No.:** **US D662,250 S**
(45) **Date of Patent:** **** Jun. 19, 2012**

(54) **LUMINAIRE**

(75) Inventor: **Tom Wauters**, Mortsel (BE)

(73) Assignee: **Koninklijke Philips Electronics N.V.**,
Eindhoven (NL)

(**) Term: **14 Years**

(21) Appl. No.: **29/393,241**

(22) Filed: **Jun. 1, 2011**

(30) **Foreign Application Priority Data**

Dec. 2, 2010 (EM) 001788845-0005

(51) **LOC (9) Cl.** **26-03**

(52) **U.S. Cl.** **D26/85**

(58) **Field of Classification Search** D26/72,
D26/85-92; 362/147, 432
See application file for complete search history.

(56) **References Cited**

U.S. PATENT DOCUMENTS

D93,770 S *	11/1934	Isreal et al.	D26/85
D207,273 S *	3/1967	Muller	D26/68
D236,151 S *	7/1975	Friedberg	D26/68
4,438,484 A *	3/1984	Winden	362/267

D289,063 S *	3/1987	Rutter	D26/85
D315,416 S *	3/1991	Ziaylek et al.	D26/28
D357,942 S *	5/1995	Louis-Seize	D25/126
D371,620 S *	7/1996	Cool	D26/68
5,790,040 A *	8/1998	Kreier et al.	362/276
D455,223 S *	4/2002	Crosby	D26/85
D457,679 S *	5/2002	Littman	D26/87
D565,233 S *	3/2008	Ladewig et al.	D26/85
D606,232 S *	12/2009	Sabernig	D26/85

* cited by examiner

Primary Examiner — Clare E Heflin

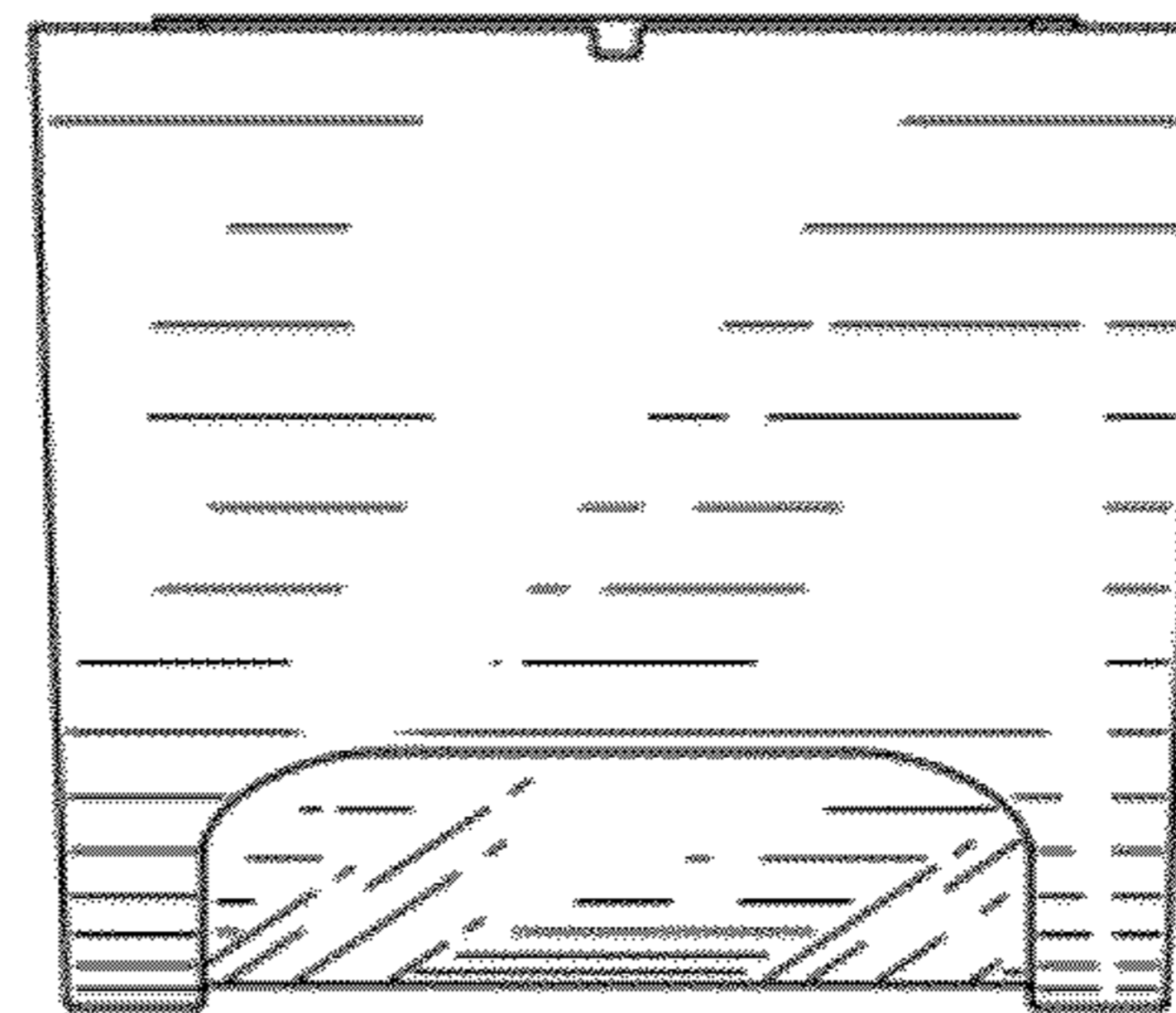
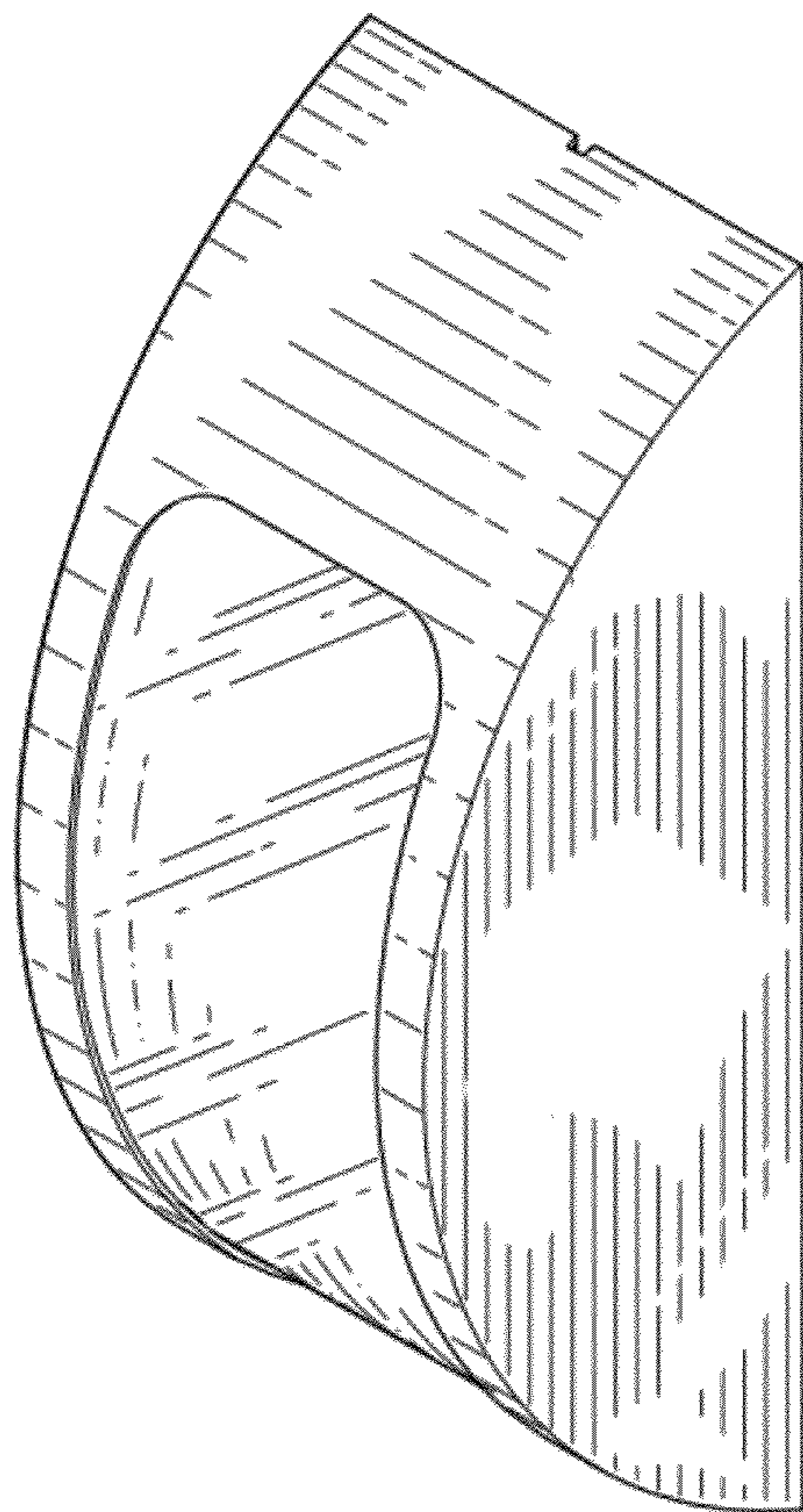
(57) **CLAIM**

The ornamental design for a luminaire, as shown and described.

DESCRIPTION

FIG. 1 is a perspective view showing my design;
 FIG. 2 is a front elevational view thereof;
 FIG. 3 is a rear elevational view thereof;
 FIG. 4 is a right side elevational view thereof;
 FIG. 5 is a left side elevational view thereof;
 FIG. 6 is a top plan view thereof; and,
 FIG. 7 is a bottom plan view thereof.
 The broken lines shown on the drawings depict portions of the luminaire that form no part of the claimed design.

1 Claim, 3 Drawing Sheets



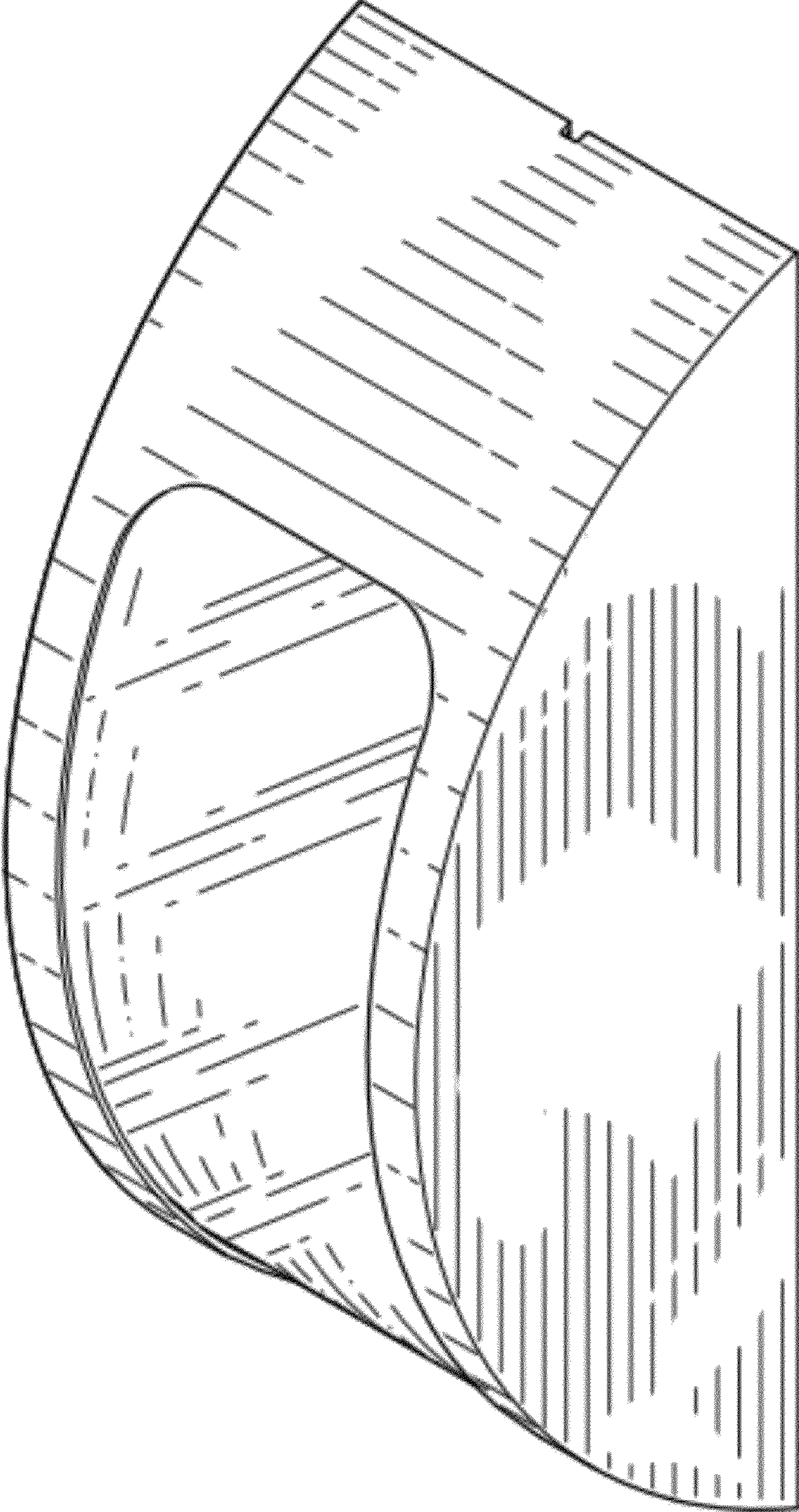


FIG. 1

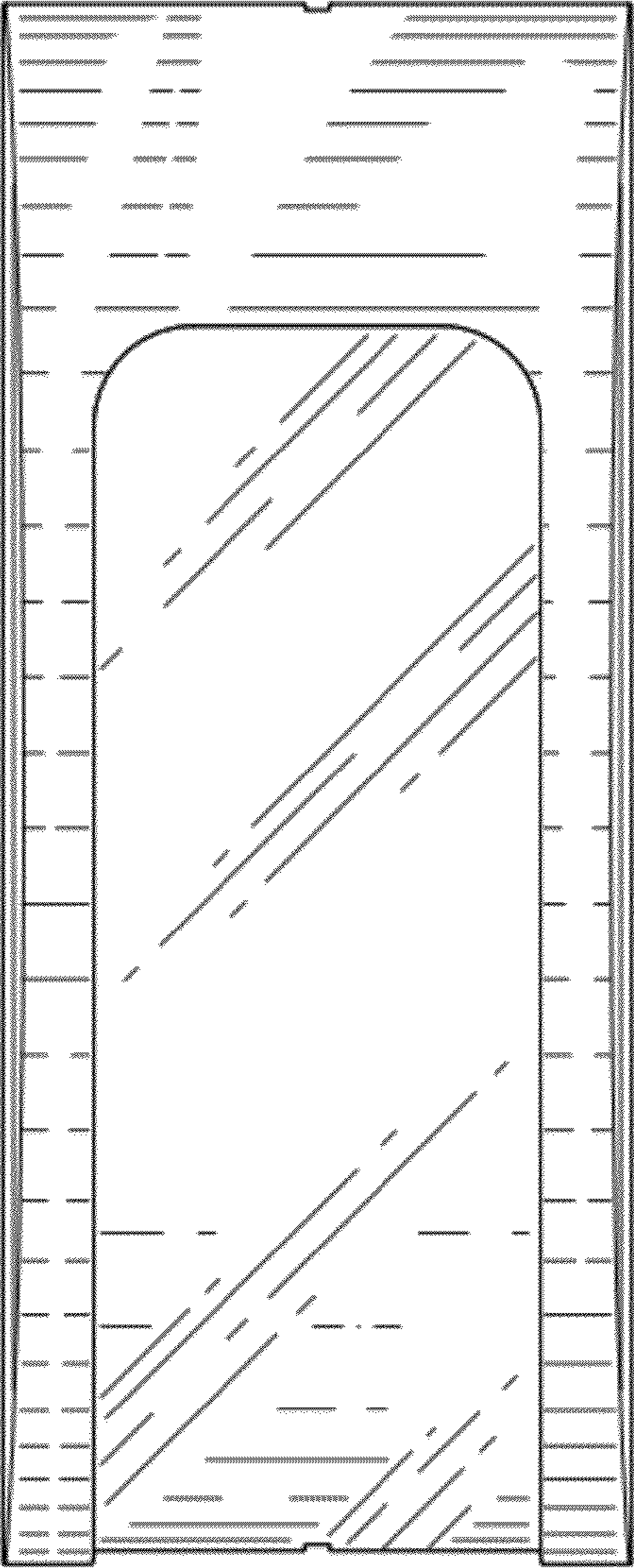


FIG. 2




FIG. 3




FIG. 4




FIG. 5




FIG. 6

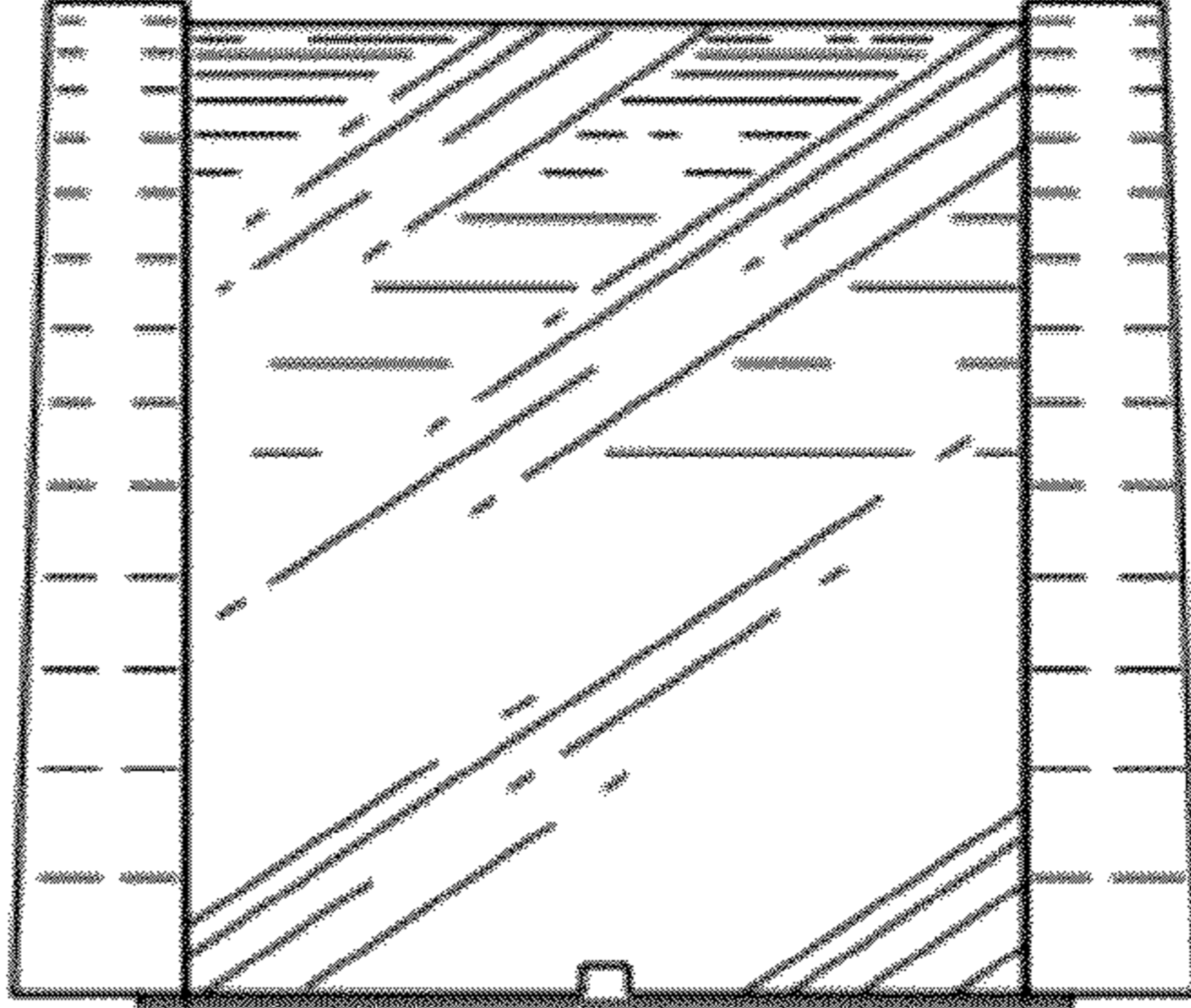


FIG. 7