



US00D662246S

(12) **United States Design Patent**  
**Herremans**

(10) **Patent No.:** **US D662,246 S**  
(45) **Date of Patent:** **\*\* Jun. 19, 2012**

(54) **LUMINAIRE**

(75) Inventor: **Yves Herremans**, Kapellen (BE)

(73) Assignee: **Koninklijke Philips Electronics N.V.**,  
Eindhoven (NL)

(\*\*) Term: **14 Years**

(21) Appl. No.: **29/383,959**

(22) Filed: **Jan. 25, 2011**

(51) **LOC (9) Cl.** ..... **26-03**

(52) **U.S. Cl.** ..... **D26/83**

(58) **Field of Classification Search** ..... D26/61,  
D26/63, 74, 80, 81, 83-89; 362/147, 488,  
362/490, 515, 404-408

See application file for complete search history.

(56) **References Cited**

U.S. PATENT DOCUMENTS

D48,279	S	*	12/1915	Guth	.....	D26/83
D166,411	S	*	4/1952	Rahn	.....	D26/80
D209,536	S	*	12/1967	McCain	.....	D26/74
D221,351	S	*	8/1971	Remington	.....	D26/86
4,499,528	A	*	2/1985	Hawlitzki	.....	362/275
4,760,500	A	*	7/1988	Peng	.....	362/490
D301,628	S	*	6/1989	Fuller	.....	D26/28
D331,979	S	*	12/1992	Liu	.....	D26/29
D397,486	S	*	8/1998	Engle et al.	.....	D26/87

D447,593	S	*	9/2001	Lee	.....	D26/87
6,283,621	B1	*	9/2001	Macri	.....	362/488
7,220,029	B2	*	5/2007	Bynum et al.	.....	362/490
7,249,873	B2	*	7/2007	Tiesler et al.	.....	362/488
7,261,450	B2	*	8/2007	Tiesler	.....	362/523
D563,012	S	*	2/2008	Citterio	.....	D26/63
7,434,962	B2	*	10/2008	Stache	.....	362/288
D603,080	S	*	10/2009	Benensohn	.....	D26/80
D636,105	S	*	4/2011	Gielen	.....	D26/63
D639,484	S	*	6/2011	Wauters	.....	D26/83
D639,994	S	*	6/2011	Wauters	.....	D26/83
D646,416	S	*	10/2011	Wauters	.....	D26/63
D646,417	S	*	10/2011	Wauters	.....	D26/63
D647,239	S	*	10/2011	Beghelli	.....	D26/74
D650,111	S	*	12/2011	Herremans	.....	D26/84

\* cited by examiner

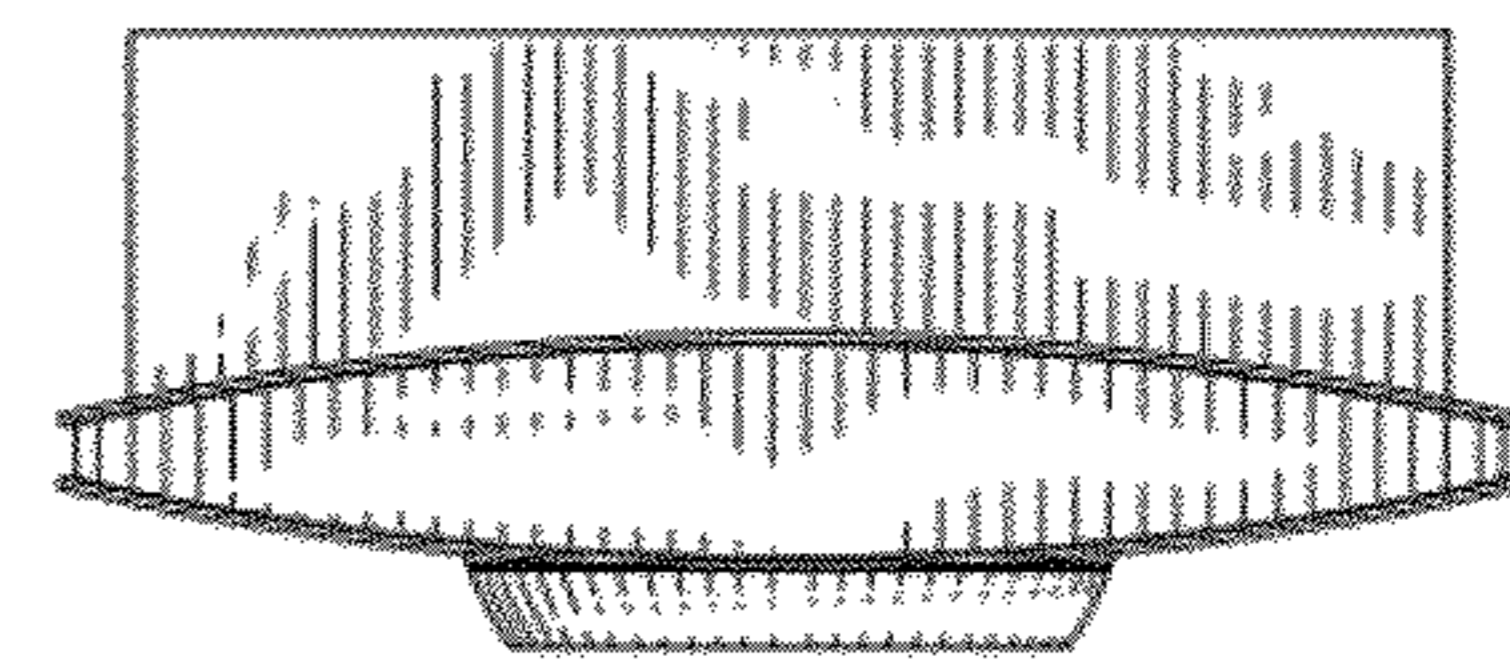

*Primary Examiner* — Clare E Heflin

(57) **CLAIM**  
The ornamental design for a luminaire, as shown.

**DESCRIPTION**

FIG. 1 is a perspective view showing my design;  
FIG. 2 is a front elevational view thereof;  
FIG. 3 is a rear elevational view thereof;  
FIG. 4 is a right side elevational view thereof;  
FIG. 5 is a left side elevational view thereof;  
FIG. 6 is a top plan view thereof; and,  
FIG. 7 is a bottom plan view thereof.

**1 Claim, 5 Drawing Sheets**



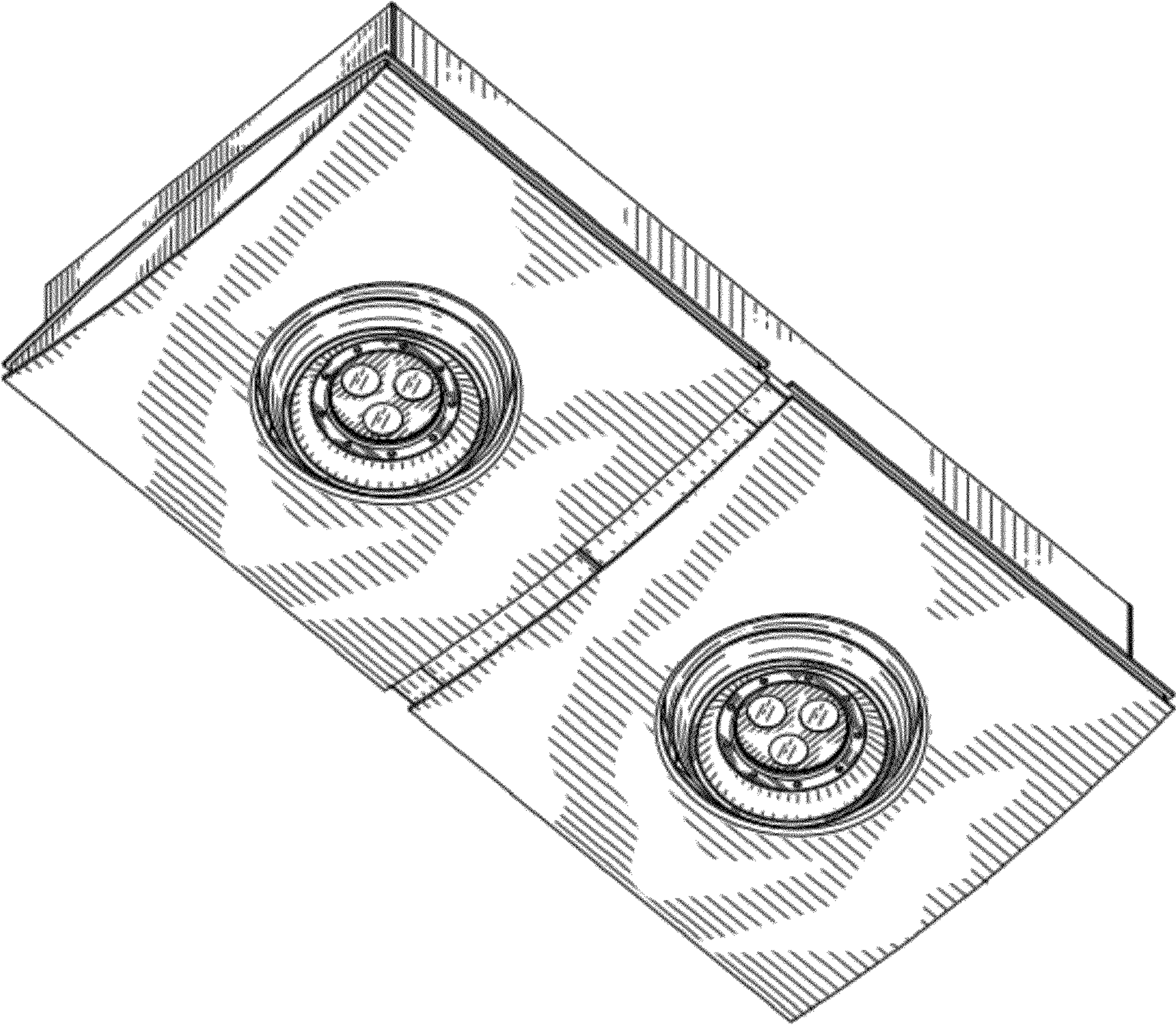


FIG.1

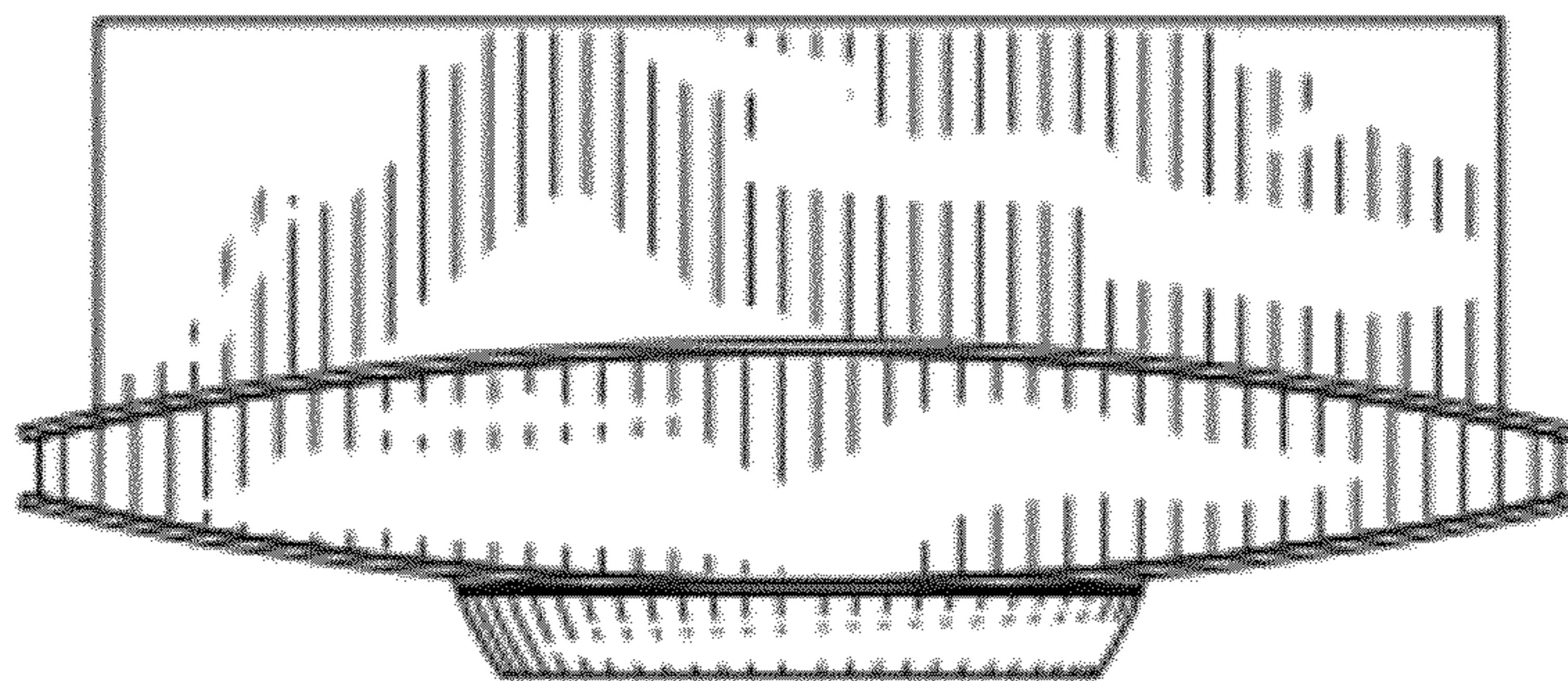


FIG. 2

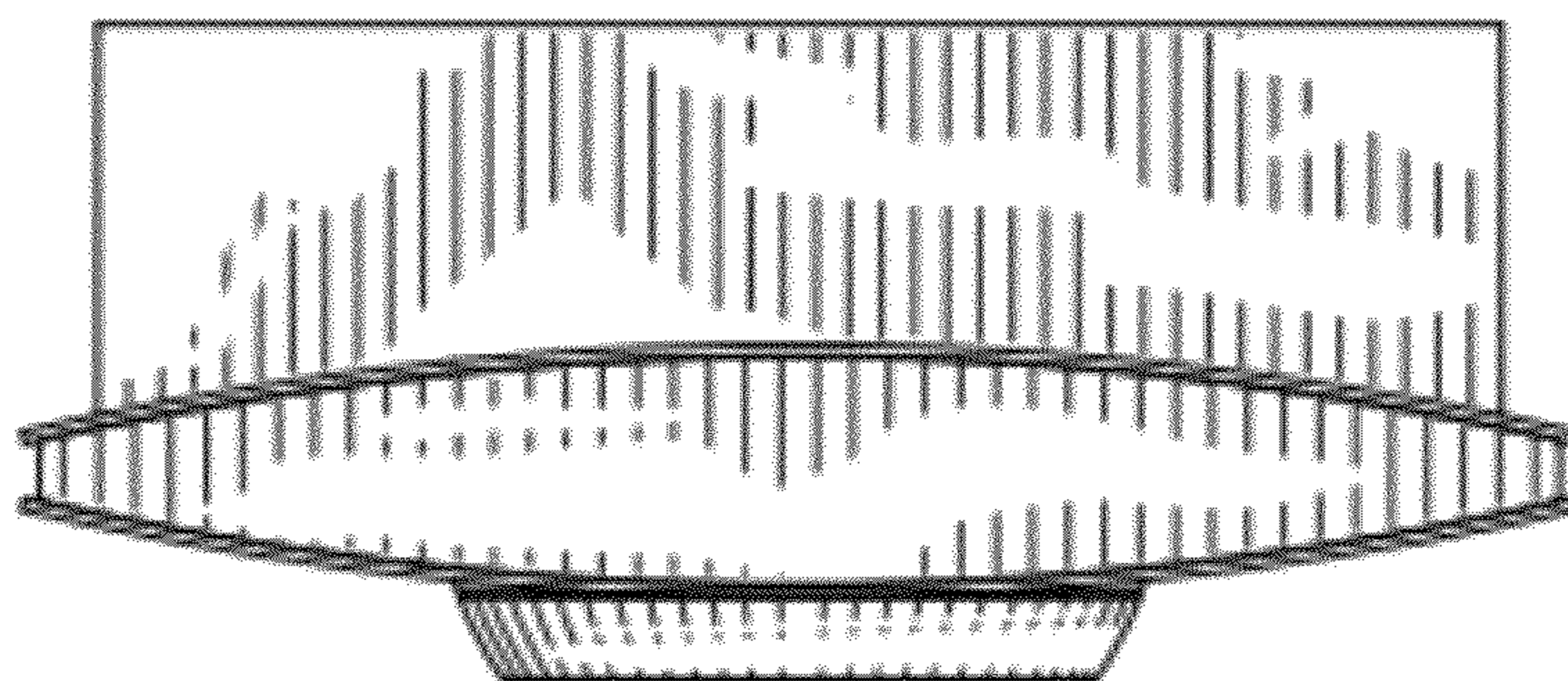


FIG. 3

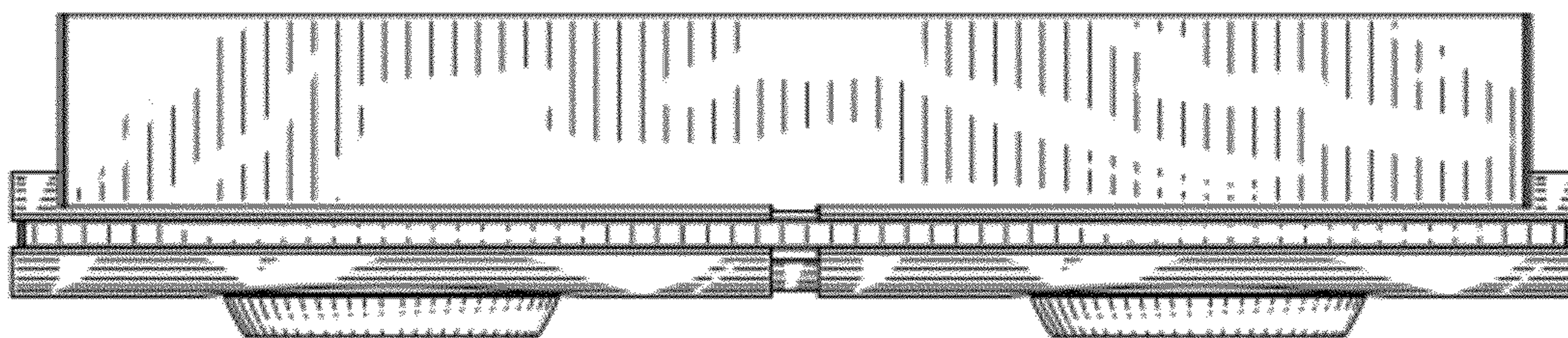


FIG. 4

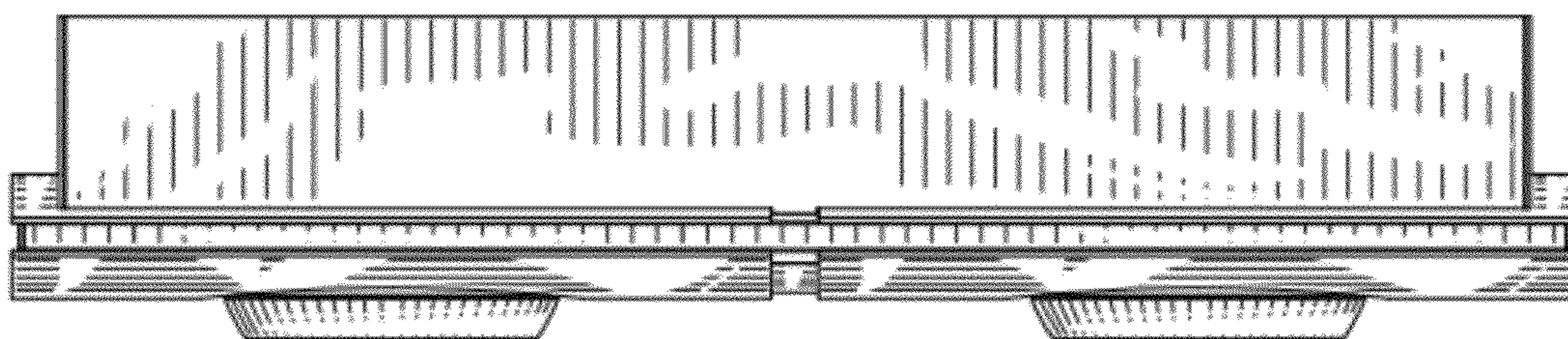


FIG. 5




FIG.6

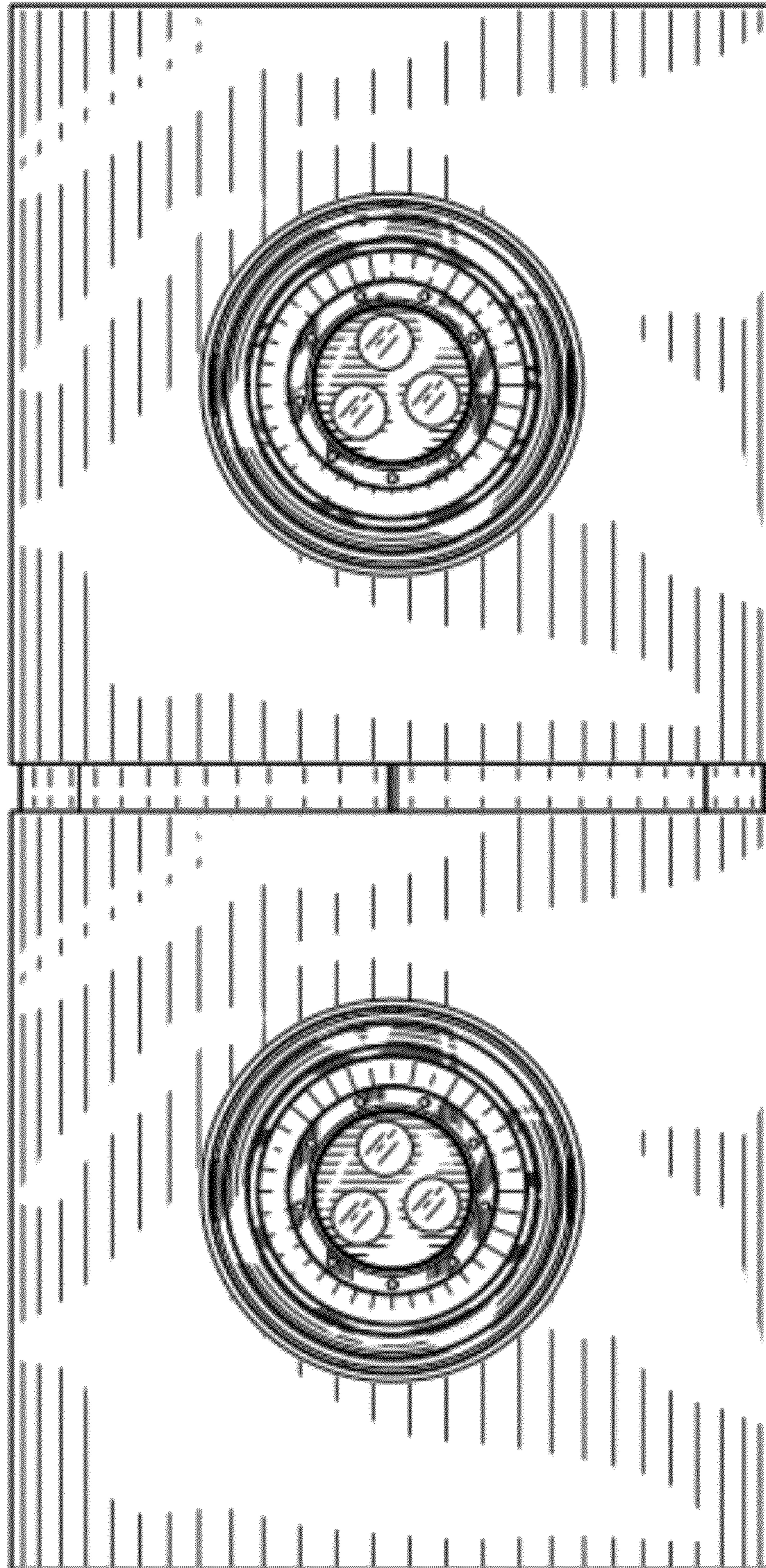


FIG. 7