

US00D662237S

(12) **United States Design Patent**
Baraky et al.

(10) **Patent No.:** **US D662,237 S**
(45) **Date of Patent:** **** Jun. 19, 2012**

- (54) **CANDLE BOWL**
- (75) Inventors: **David Baraky**, New Albany, OH (US);
John Schroeder, Granville, OH (US);
Michael D. Shook, Lancaster, OH (US)
- (73) Assignee: **Anchor Hocking, LLC**, Lancaster, OH (US)
- (**) Term: **14 Years**
- (21) Appl. No.: **29/327,015**
- (22) Filed: **Oct. 29, 2008**
- (51) **LOC (9) Cl.** **26-01**
- (52) **U.S. Cl.** **D26/22**
- (58) **Field of Classification Search** D26/6-23;
431/289, 291, 292, 295, 350; D7/598; D11/143;
D9/500, 503-505, 432, 516
See application file for complete search history.

- D439,348 S 3/2001 Poppick et al.
- D439,683 S 3/2001 Poppick et al.
- D441,883 S 5/2001 Poppick et al.
- D442,300 S 5/2001 Poppick et al.
- D456,248 S 4/2002 Fowler et al.
- D464,565 S 10/2002 Weinstein et al.
- D464,877 S 10/2002 Weinstein et al.
- 6,592,637 B2 7/2003 McGee et al.
- D490,547 S 5/2004 Clarkson
- D491,288 S 6/2004 Young
- 6,780,382 B2 8/2004 Furner et al.
- D505,074 S * 5/2005 Bakic D9/504
- 6,991,452 B1 1/2006 Semaan
- D533,952 S 12/2006 Adams et al.
- D554,779 S 11/2007 Derges
- D574,976 S 8/2008 Adams et al.
- D575,421 S 8/2008 Cotterman et al.

(Continued)

Primary Examiner — T. Chase Nelson
Assistant Examiner — Ania Aman
(74) *Attorney, Agent, or Firm* — Dinsmore & Shohl, LLP

(56) **References Cited**

U.S. PATENT DOCUMENTS

- 397,011 A 1/1889 Leynen-Hougaerts
- D22,751 S * 8/1893 Lanning D9/500
- D28,842 S * 6/1898 Griffith D9/500
- 2,004,449 A 3/1934 Stanley
- 2,137,701 A 3/1936 Replogle
- D129,604 S * 9/1941 Forgue D9/500
- D280,059 S 8/1985 Otto
- D350,406 S 9/1994 Gereau
- D362,801 S 10/1995 Milroy
- D376,512 S 12/1996 Klemme
- D376,537 S 12/1996 Layne
- D377,402 S 1/1997 Perkins
- 5,690,484 A * 11/1997 Leonard et al. 431/291
- D406,365 S 3/1999 Furner
- D413,231 S 8/1999 Loew et al.
- D416,099 S 11/1999 Hardy
- D418,055 S 12/1999 Veto
- D418,716 S 1/2000 Haley
- D420,548 S 2/2000 Loew et al.
- D425,220 S * 5/2000 Klett et al. D26/7
- D425,363 S 5/2000 Loew et al.
- 6,171,102 B1 1/2001 Freeman et al.
- D437,948 S 2/2001 Poppick et al.

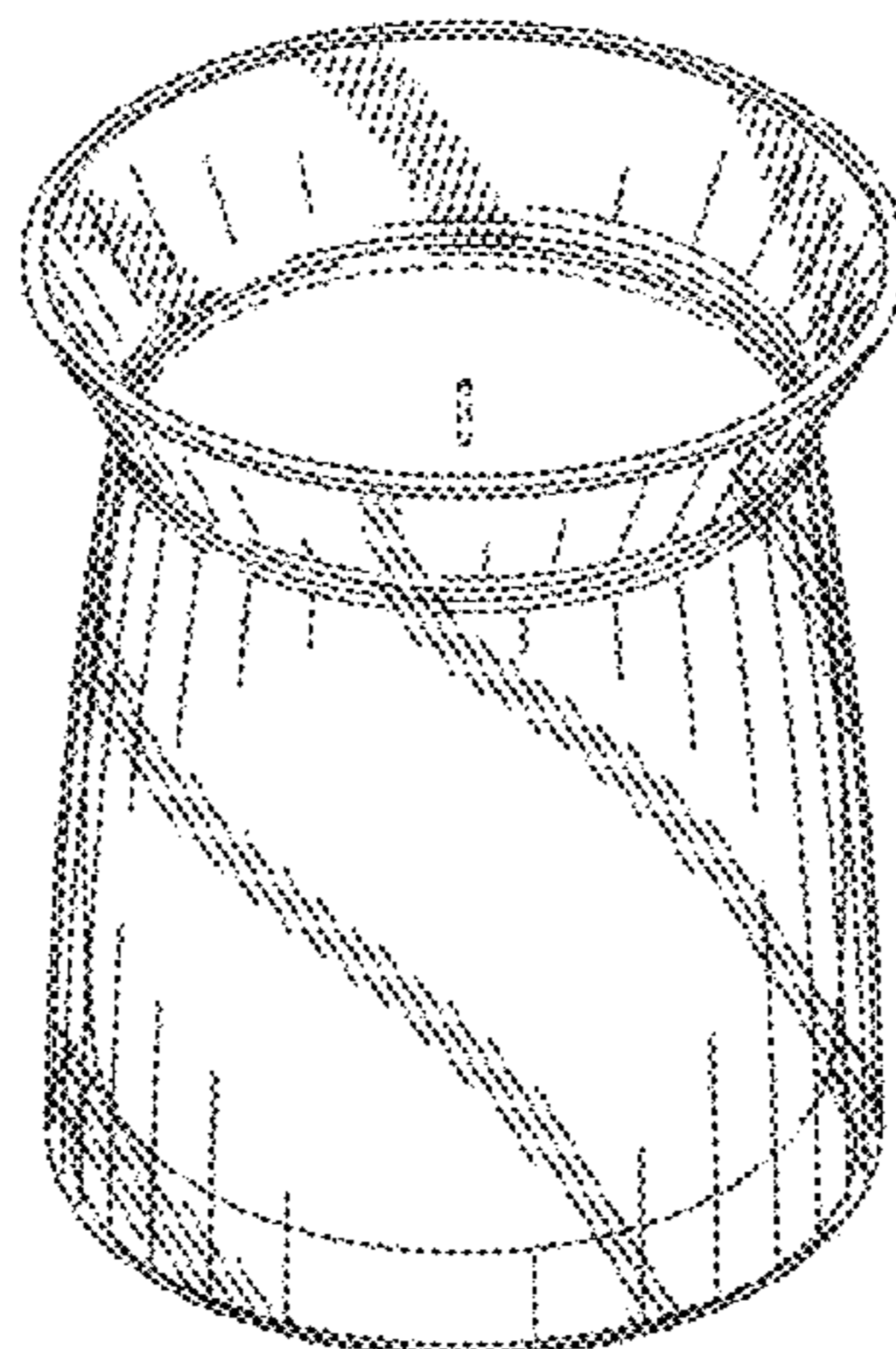
(57) **CLAIM**

The ornamental design for a candle bowl, as shown and described.

DESCRIPTION

FIG. 1 is a perspective view of a candle bowl illustrating our new design;
FIG. 2 is a front side elevational view thereof;
FIG. 3 is a top planar view thereof;
FIG. 4 is a bottom planar view thereof;
FIG. 5 is a perspective view of a second embodiment thereof;
FIG. 6 is a front side view thereof;
FIG. 7 is a top planar view thereof;
FIG. 8 is a bottom planar view thereof;
FIG. 9 is a perspective view of a third embodiment thereof;
FIG. 10 is a front side view thereof;
FIG. 11 is a top planar view thereof; and,
FIG. 12 is a bottom planar view thereof.
In the drawings, the broken lines depict unclaimed subject matter only and form no part of the claimed design.

1 Claim, 9 Drawing Sheets



US D662,237 S

Page 2

U.S. PATENT DOCUMENTS

| | | | | | |
|--------------|---------|------------------------|------------------|---------|-----------------------------|
| D575,422 S | 8/2008 | Adams et al. | 2004/0197722 A1 | 10/2004 | Hudnall |
| D576,750 S | 9/2008 | Adams et al. | 2005/0037308 A1 | 2/2005 | Decker |
| D576,752 S | 9/2008 | Kubicek et al. | 2006/0093980 A1* | 5/2006 | Kubicek et al. 431/291 |
| D577,136 S | 9/2008 | Kubicek et al. | 2006/0110697 A1 | 5/2006 | Taffinder |
| D577,447 S | 9/2008 | Kubicek et al. | 2007/0048684 A1 | 3/2007 | Cole et al. |
| D582,063 S | 12/2008 | Spangler et al. | 2007/0248922 A1 | 10/2007 | Mahdavih |
| D582,580 S | 12/2008 | Spangler et al. | 2007/0275336 A1 | 11/2007 | Sun |
| D583,240 S * | 12/2008 | Bourne D9/500 | 2008/0081305 A1 | 4/2008 | Horenziak et al. |
| D639,205 S * | 6/2011 | Harshman D11/146 | 2008/0254398 A1 | 10/2008 | Chadha |
| D653,123 S * | 1/2012 | Ziegler D9/773 | | | |

* cited by examiner

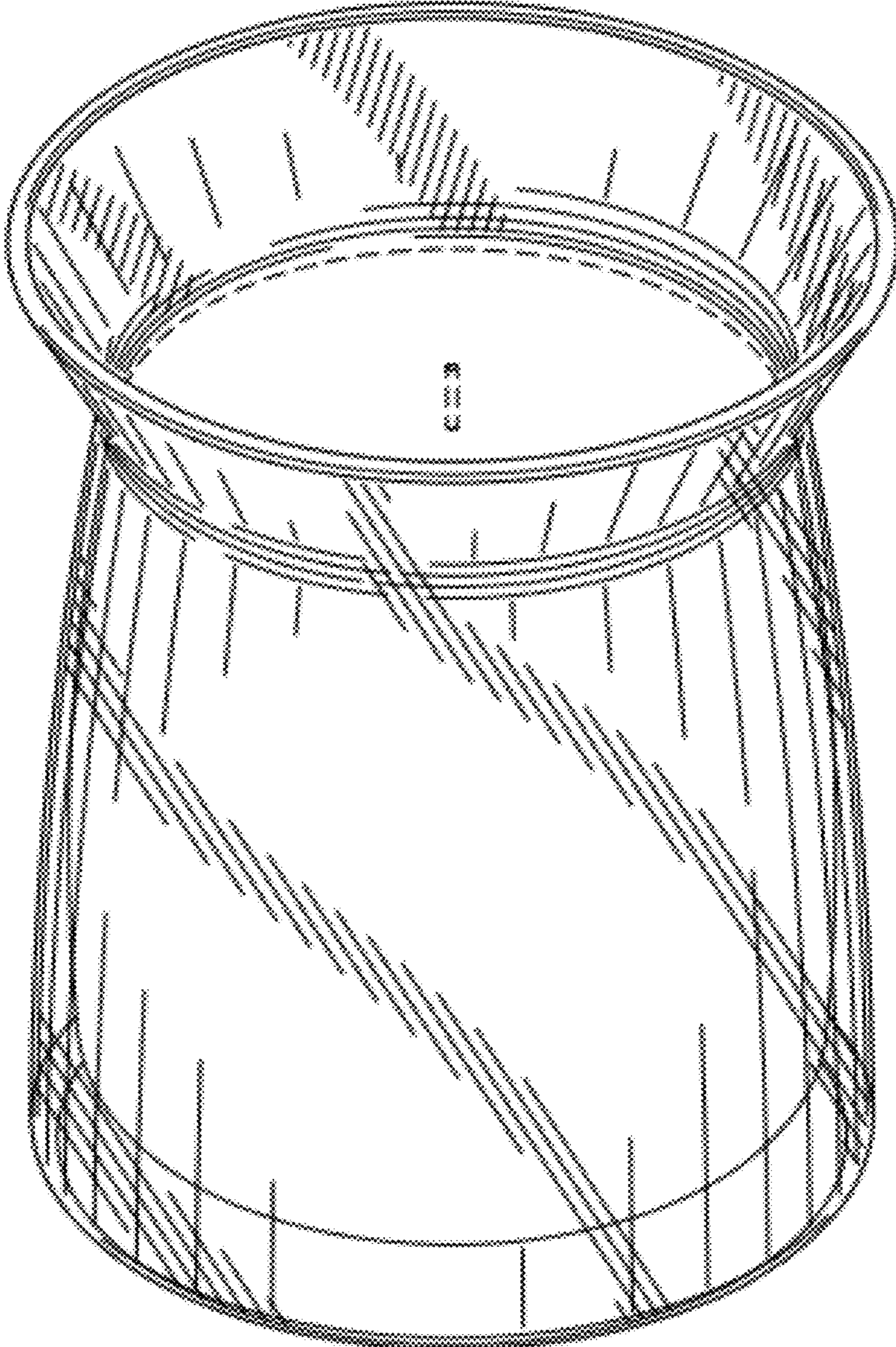


FIG. 1

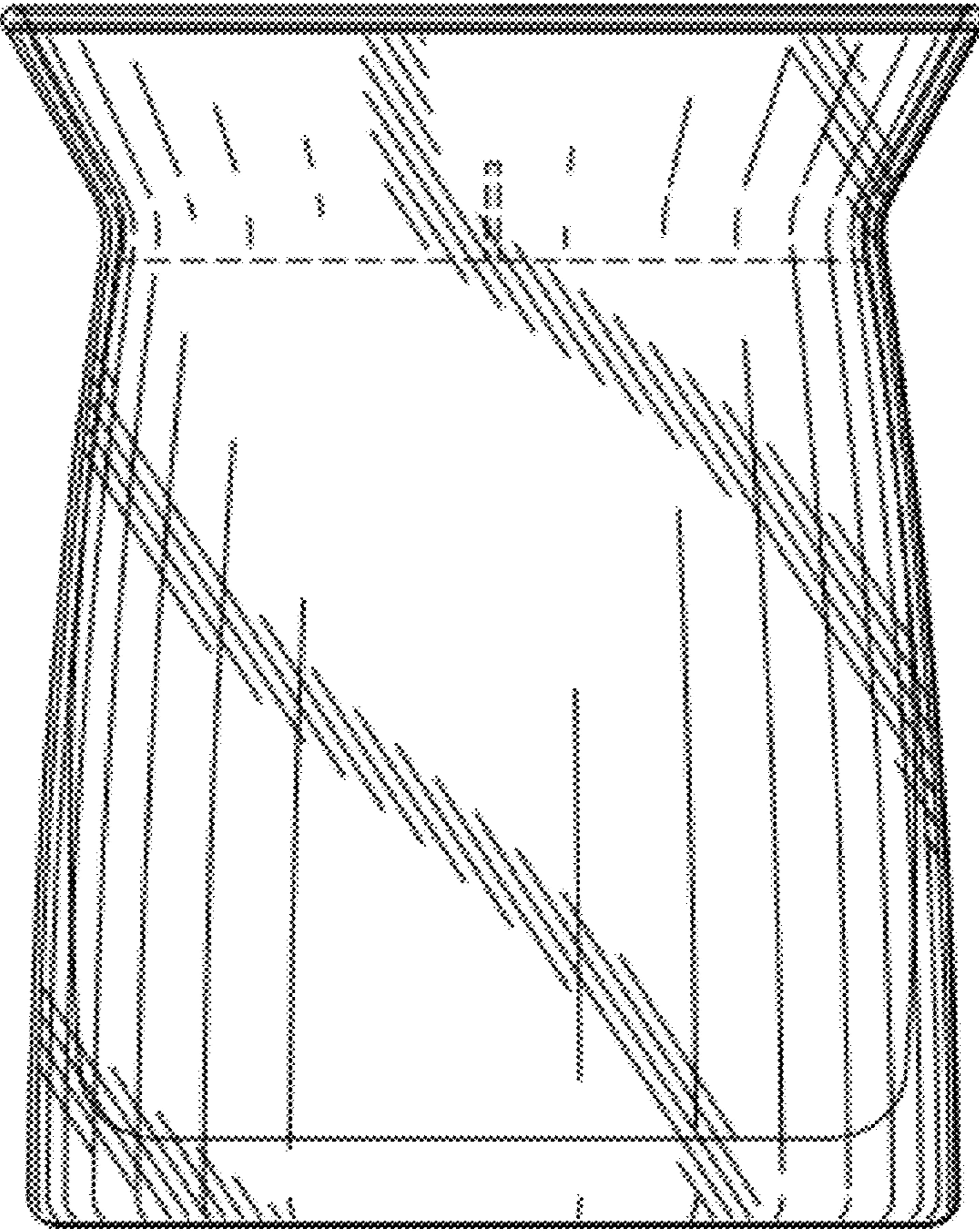


FIG. 2

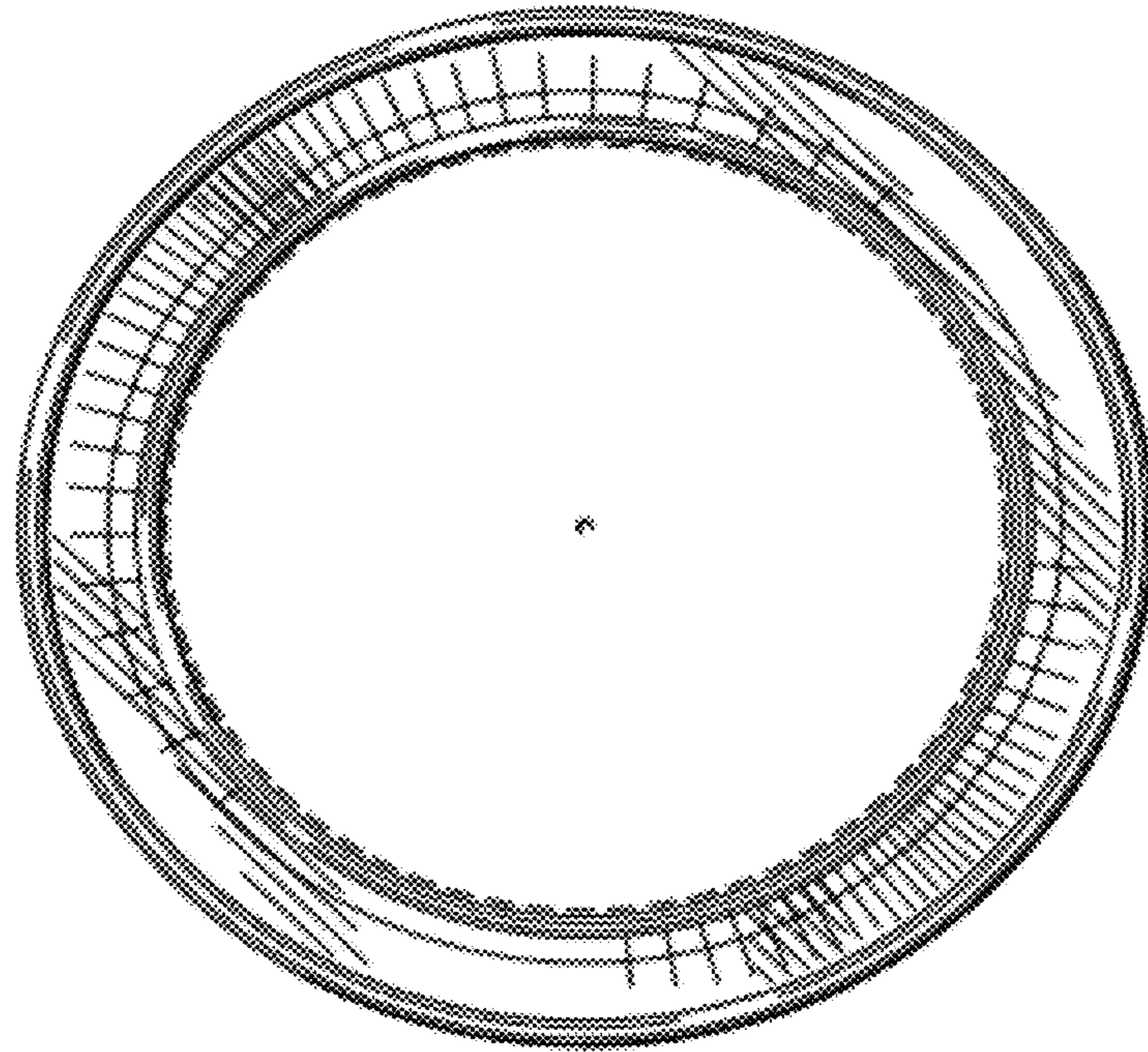


FIG. 3

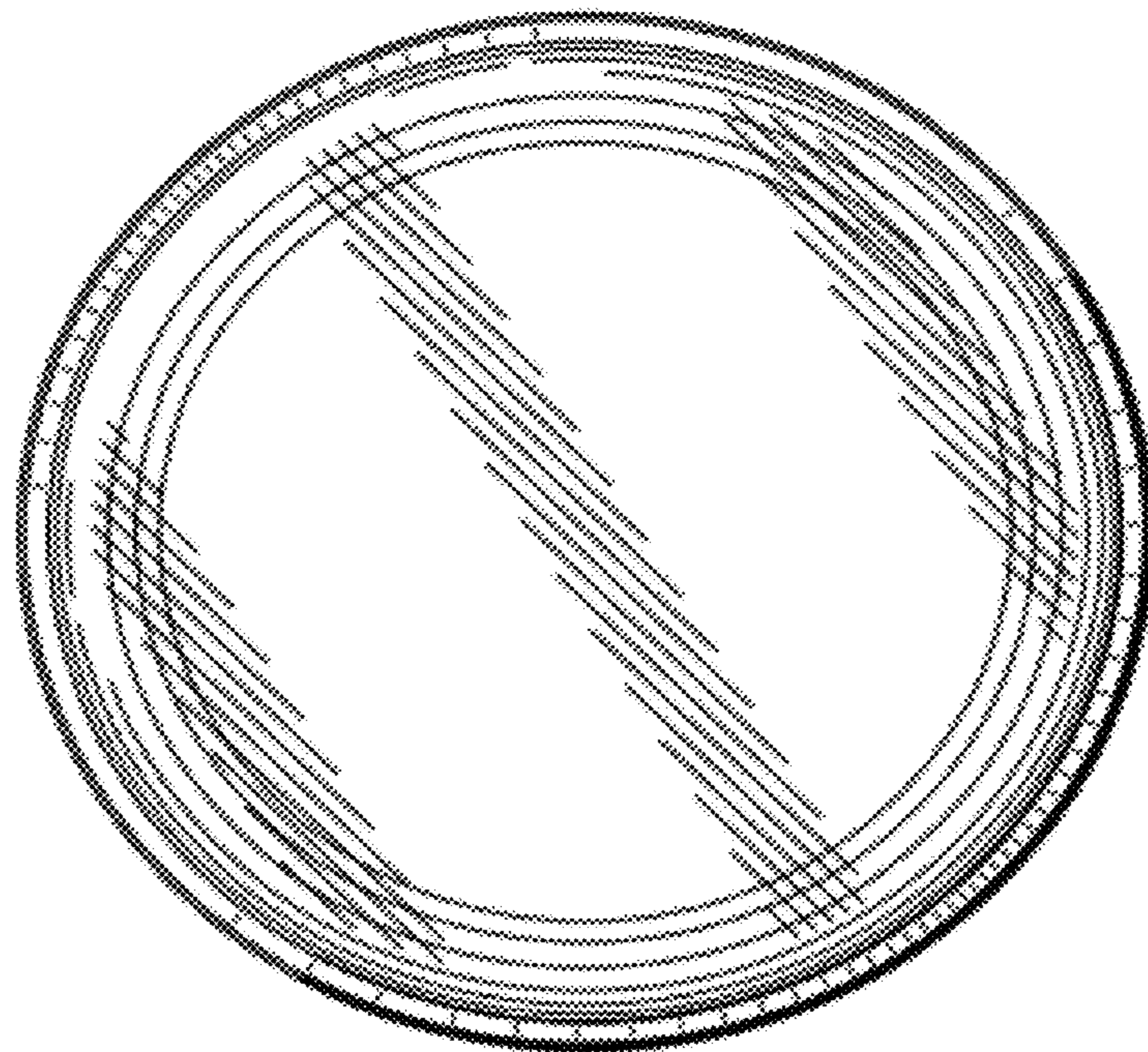


FIG. 4

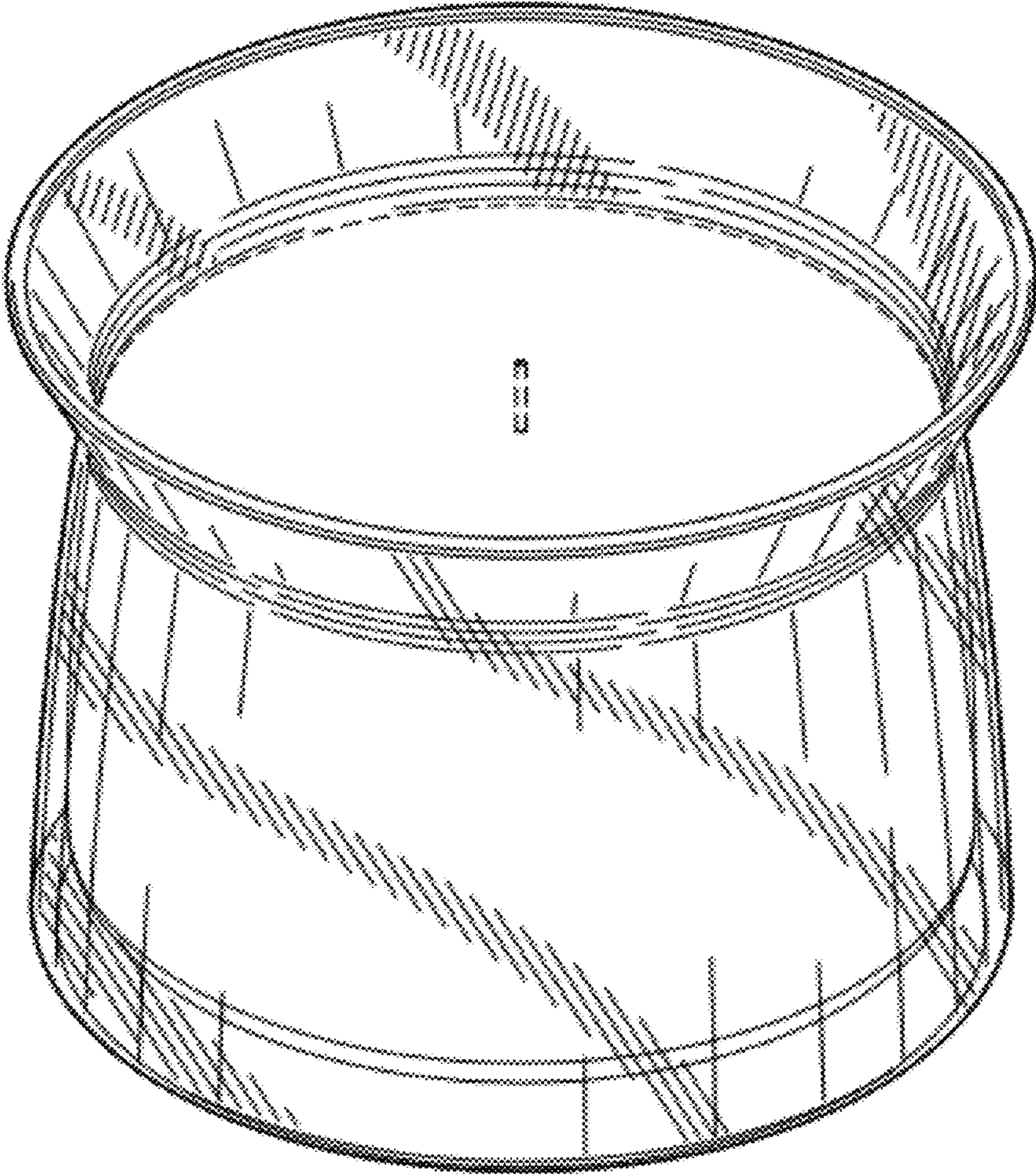


FIG. 5

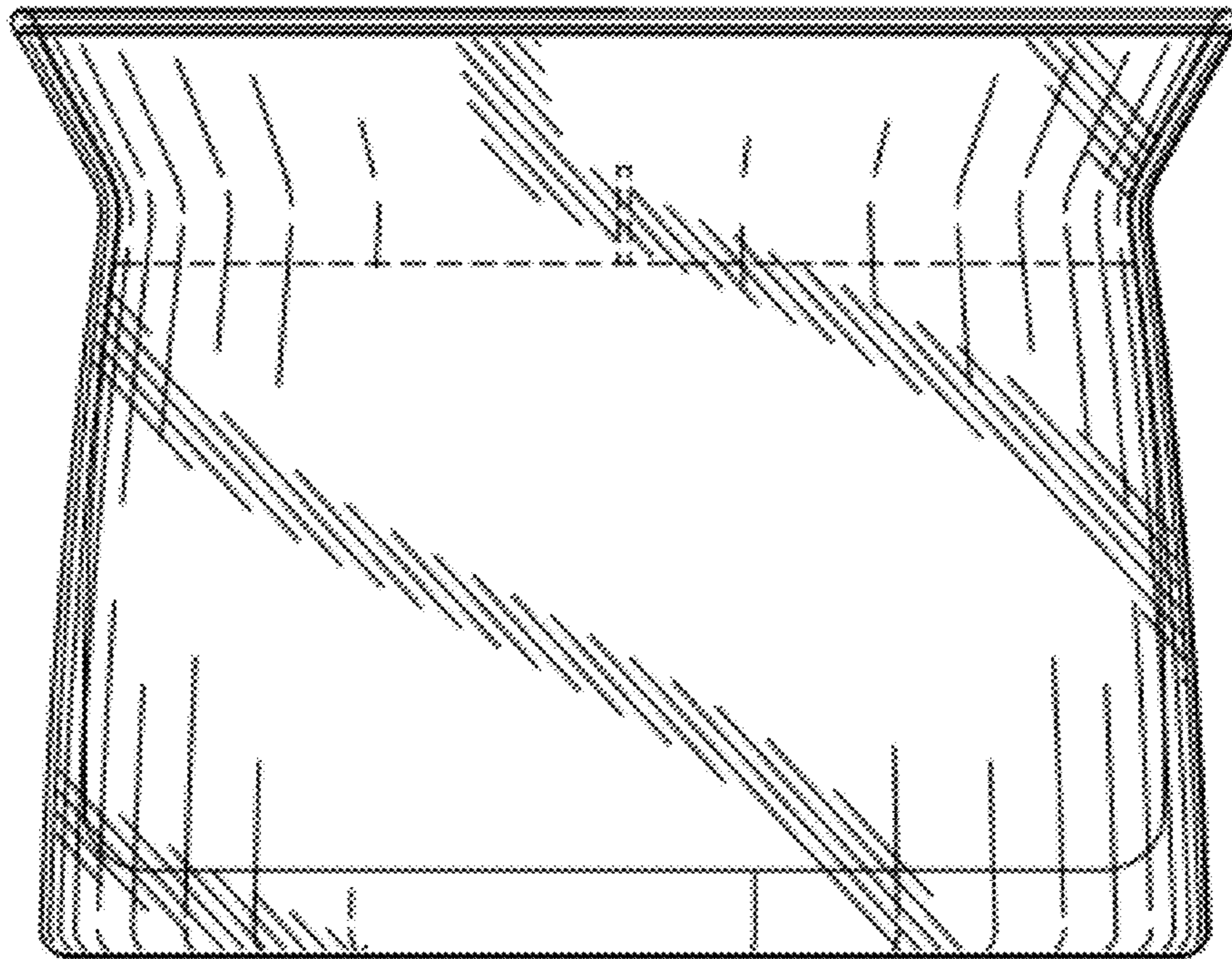


FIG. 6

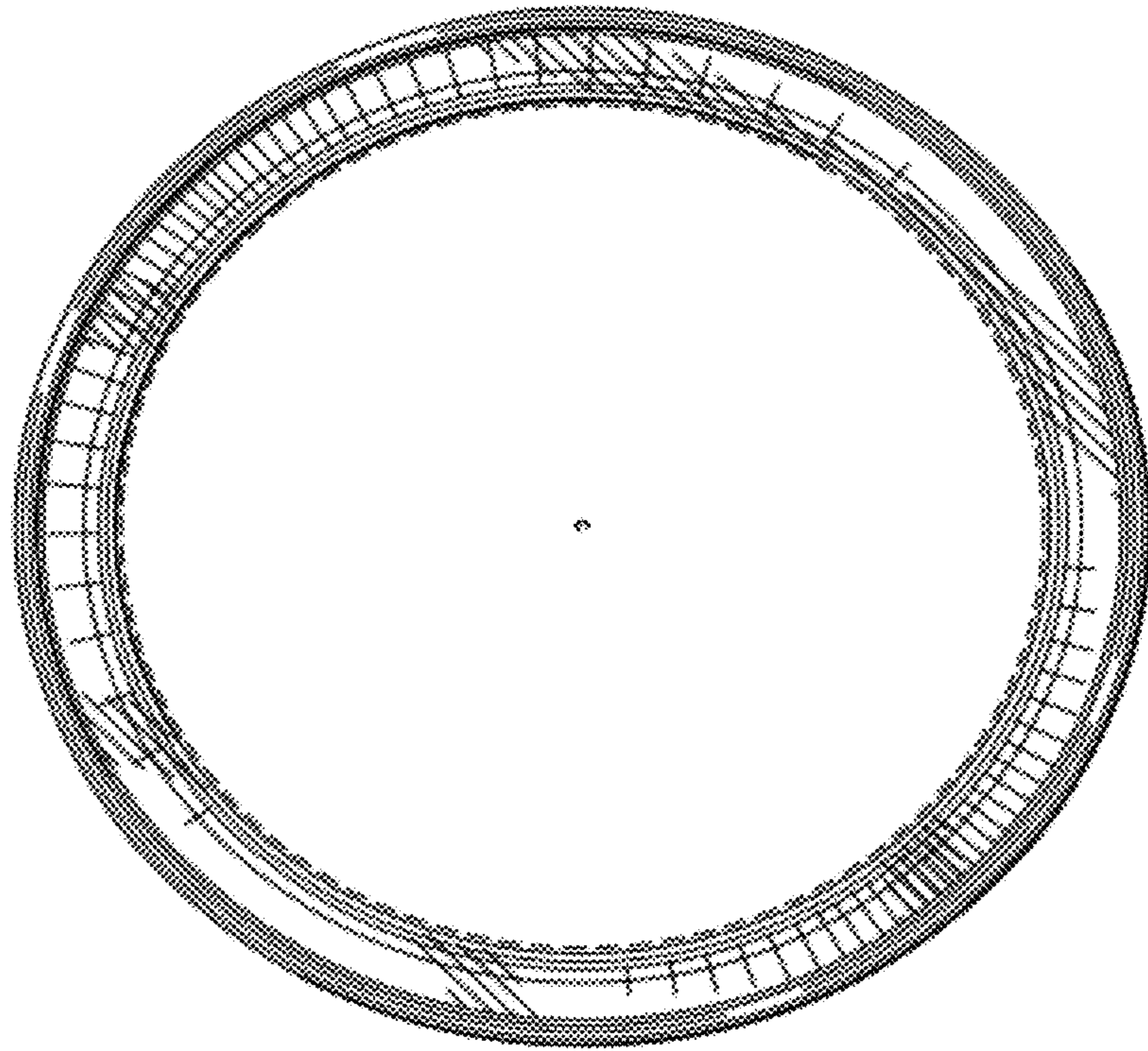


FIG. 7

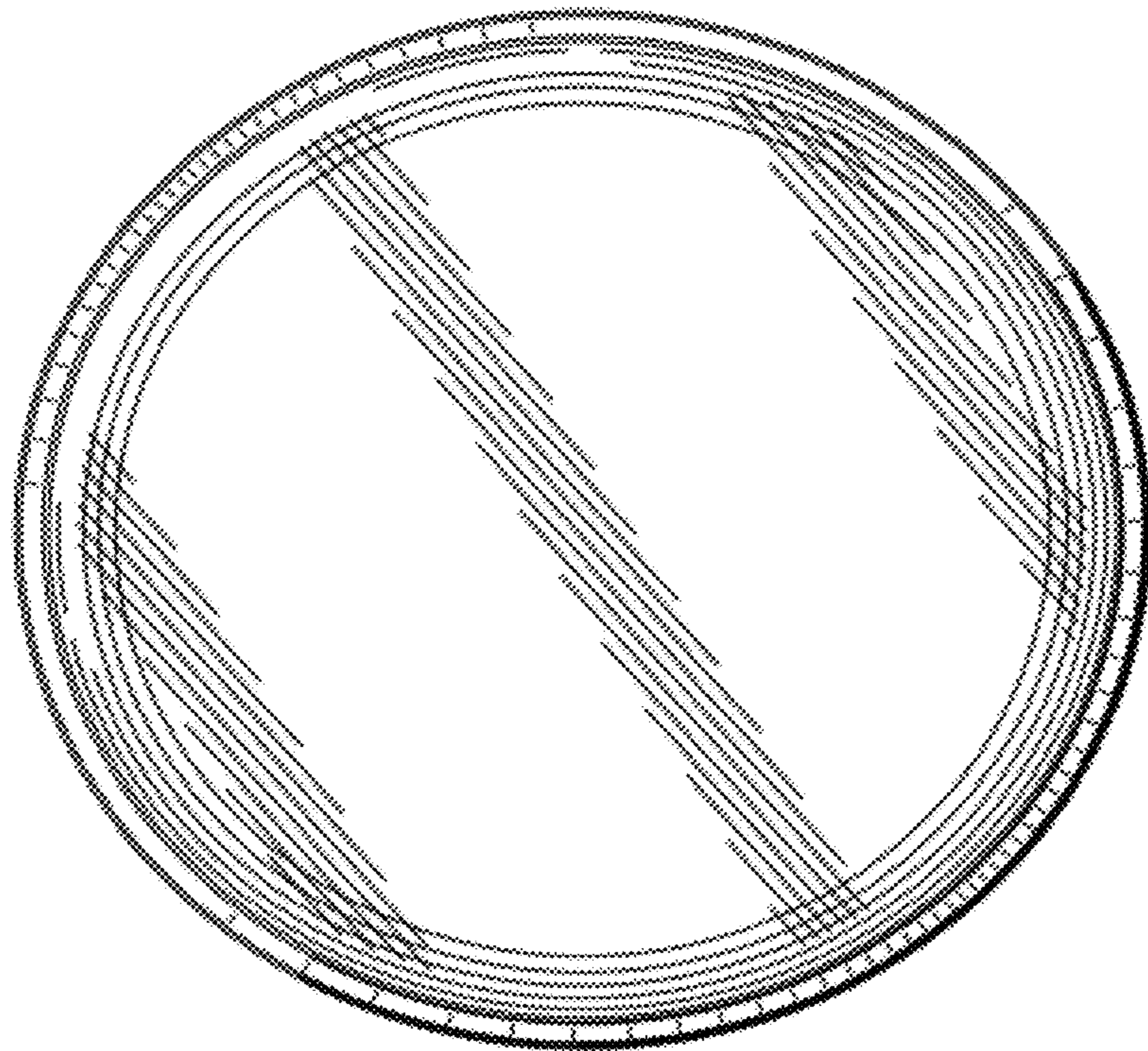


FIG. 8

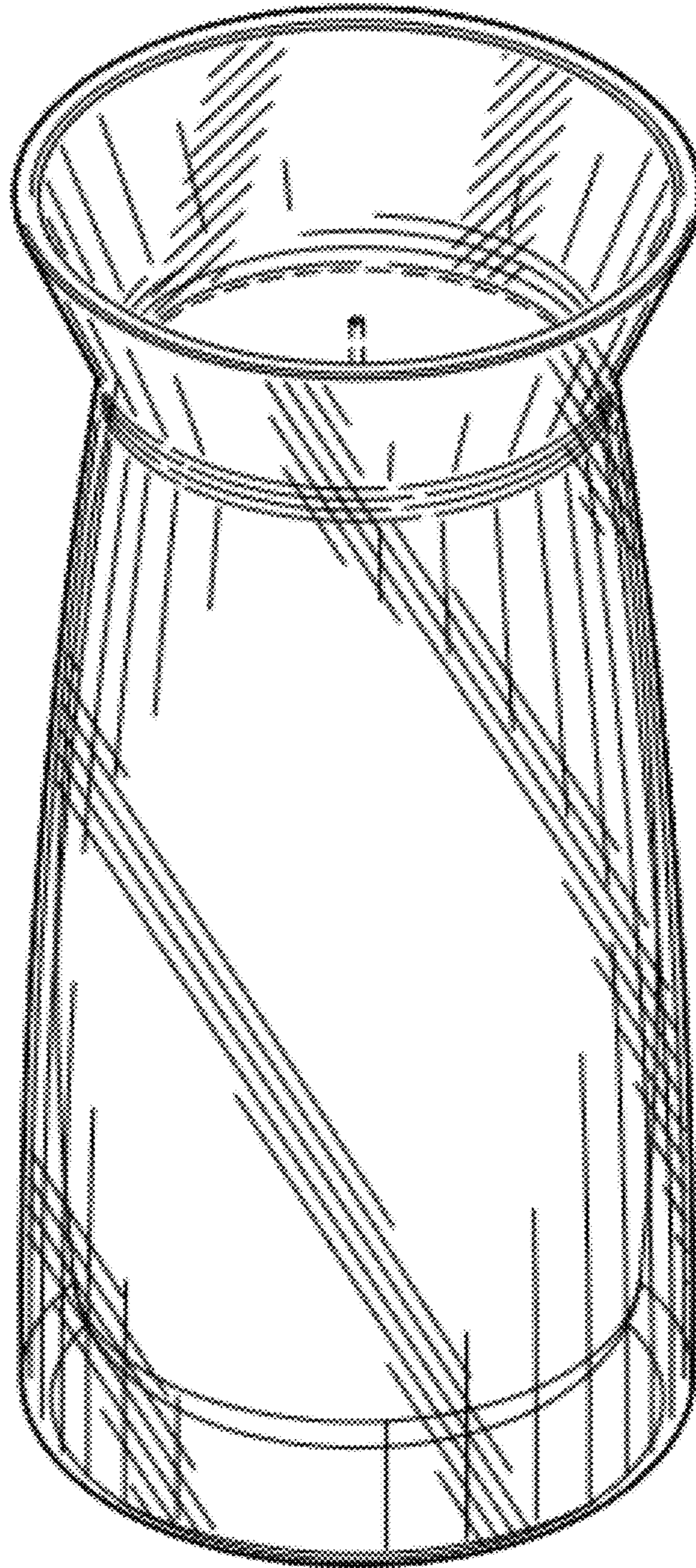


FIG. 9

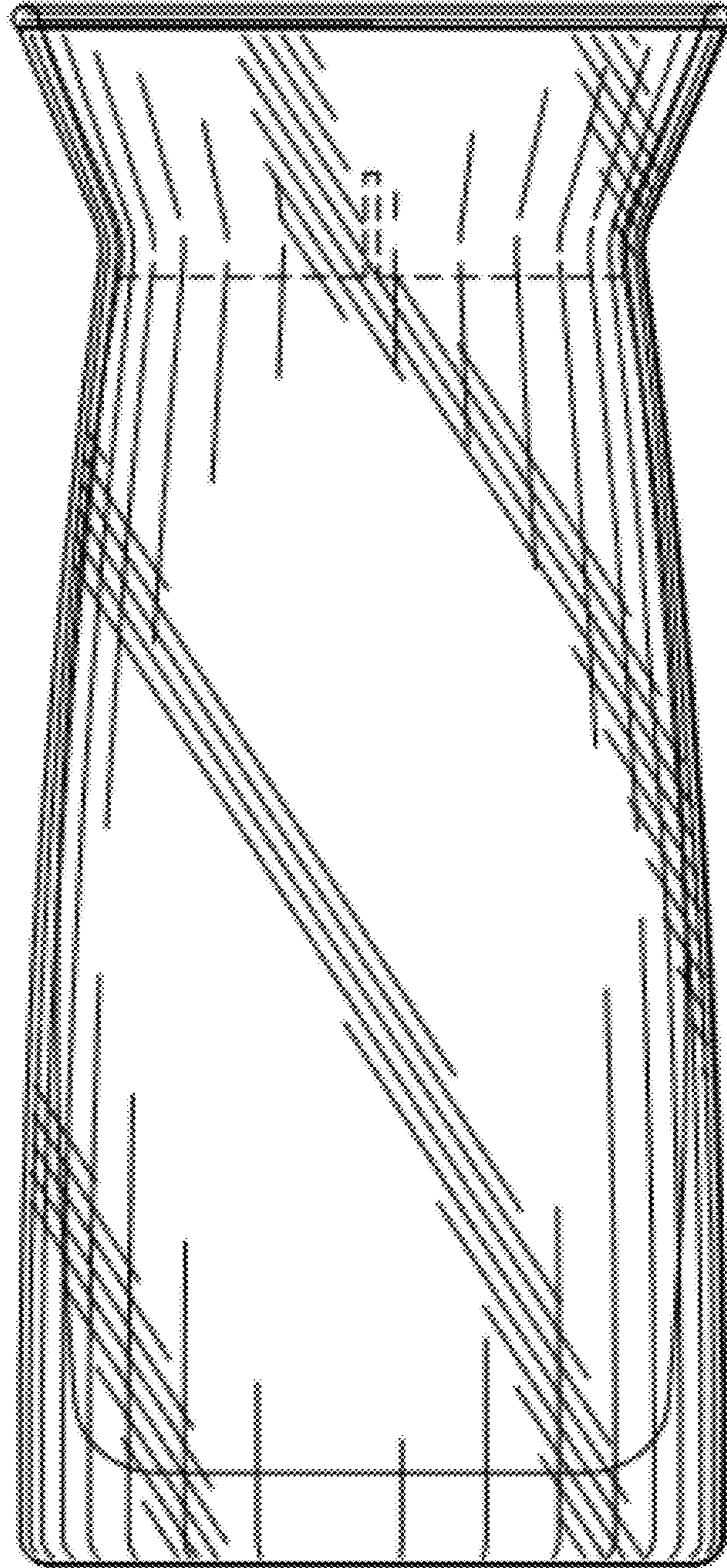


FIG. 10

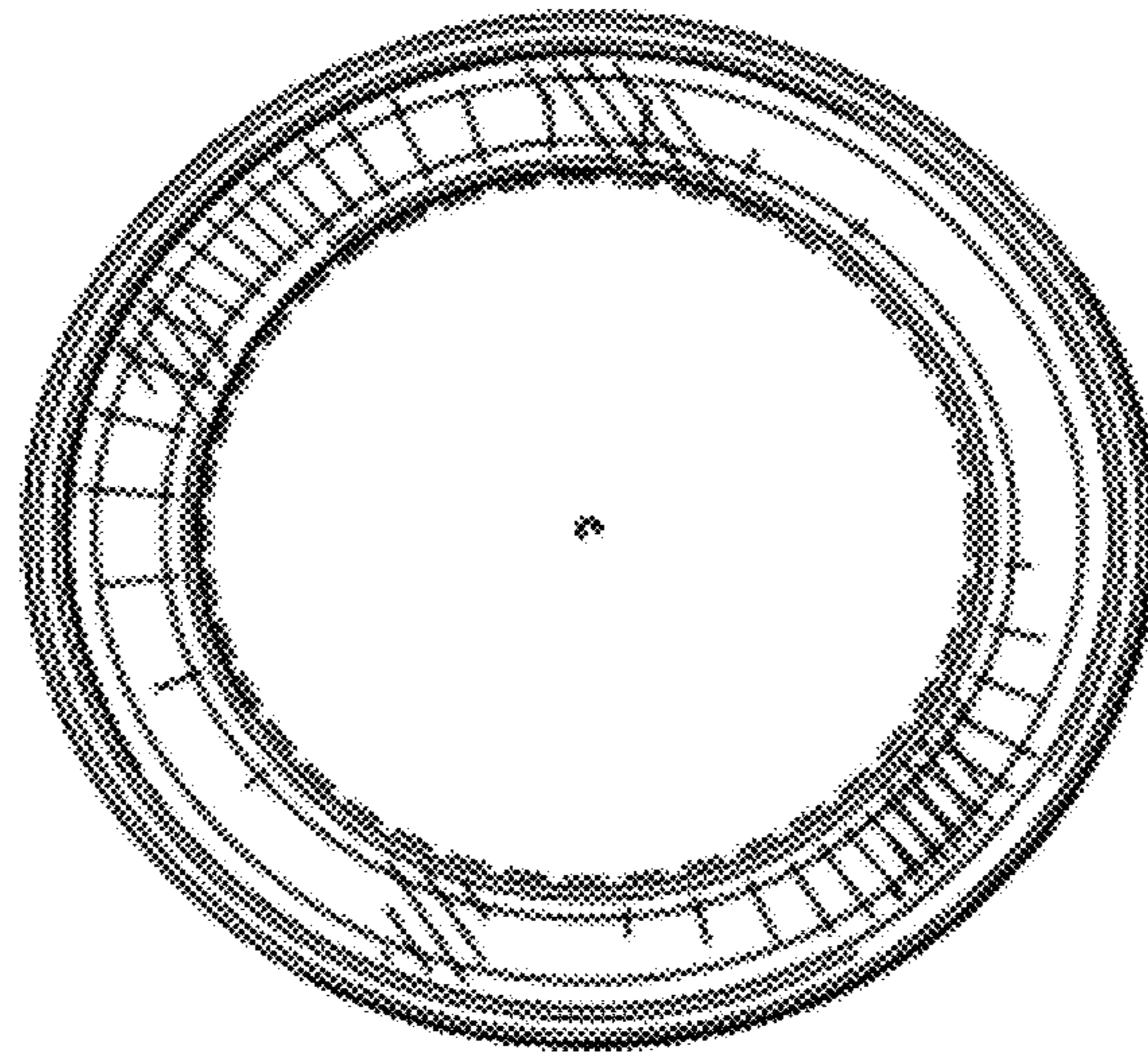


FIG. 11

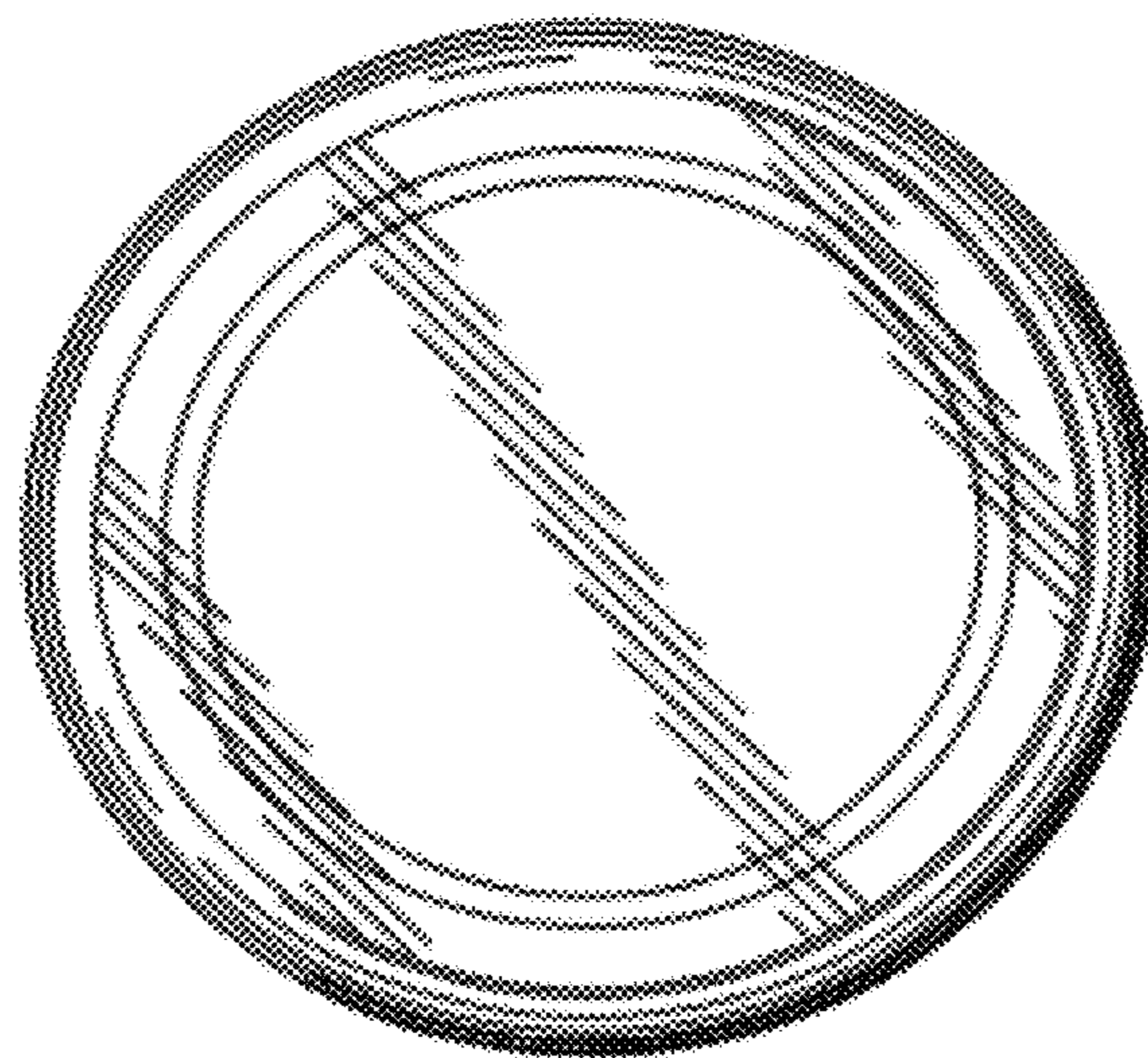


FIG. 12