



US00D662223S

(12) **United States Design Patent**
Fuller et al.

(10) **Patent No.:** **US D662,223 S**
(45) **Date of Patent:** **** Jun. 19, 2012**

(54) **SPLASH BLOCK**

(75) Inventors: **Robert S. Fuller**, West Bend, WI (US);
Peter J. Heinen, Kewaskum, WI (US)

(73) Assignee: **Valley View Industries**, Crestwood, IL
(US)

(**) Term: **14 Years**

(21) Appl. No.: **29/367,017**

(22) Filed: **Aug. 2, 2010**

(51) **LOC (9) Cl.** **25-01**

(52) **U.S. Cl.** **D25/112**

(58) **Field of Classification Search** D25/102-118,
D25/136, 138, 140, 151, 152, 153, 156-162,
D25/164, 199; D21/484-491, 499-504;
405/36, 39, 118, 119; 52/16, 97; 404/34,
404/42

See application file for complete search history.

(56) **References Cited**

U.S. PATENT DOCUMENTS

2,334,779 A * 11/1943 Luff 52/97
D156,812 S * 1/1950 Buchanan D25/112
D171,737 S * 3/1954 Torricelli D25/112

D181,753 S * 12/1957 Scanland et al. D25/112
D230,478 S * 2/1974 Littman et al. D25/112
4,345,853 A * 8/1982 Fisher 405/119
5,441,364 A * 8/1995 Dressler 405/119
D381,757 S * 7/1997 Azar D25/112
D570,499 S * 6/2008 Vogler D25/112
2009/0003933 A1 * 1/2009 Anderson et al. 405/119

* cited by examiner

Primary Examiner — Anhdao Doan

(74) *Attorney, Agent, or Firm* — R. Blake Johnston, Esq.;
DLA Piper US LLP

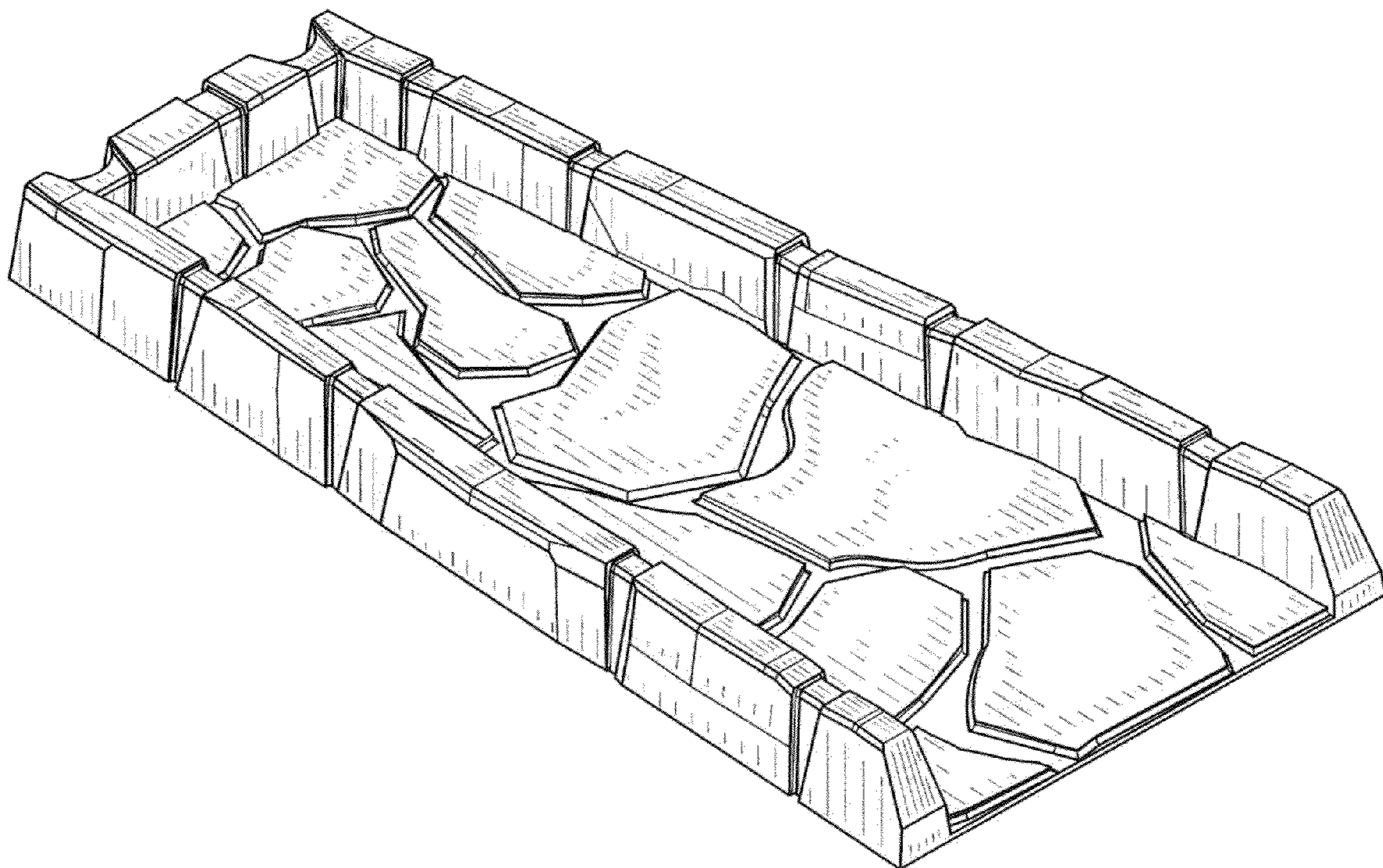
(57) **CLAIM**

The ornamental design for a splash block, as shown.

DESCRIPTION

FIG. 1 is a perspective view of the splash block;
FIG. 2 is a top plan view of the splash block;
FIG. 3 is a right side elevational view of the splash block;
FIG. 4 is a left side elevational view of the splash block;
FIG. 5 is a bottom plan view of the splash block;
FIG. 6 is a front elevational view of the splash block; and,
FIG. 7 is a rear elevational view of the splash block.

1 Claim, 3 Drawing Sheets



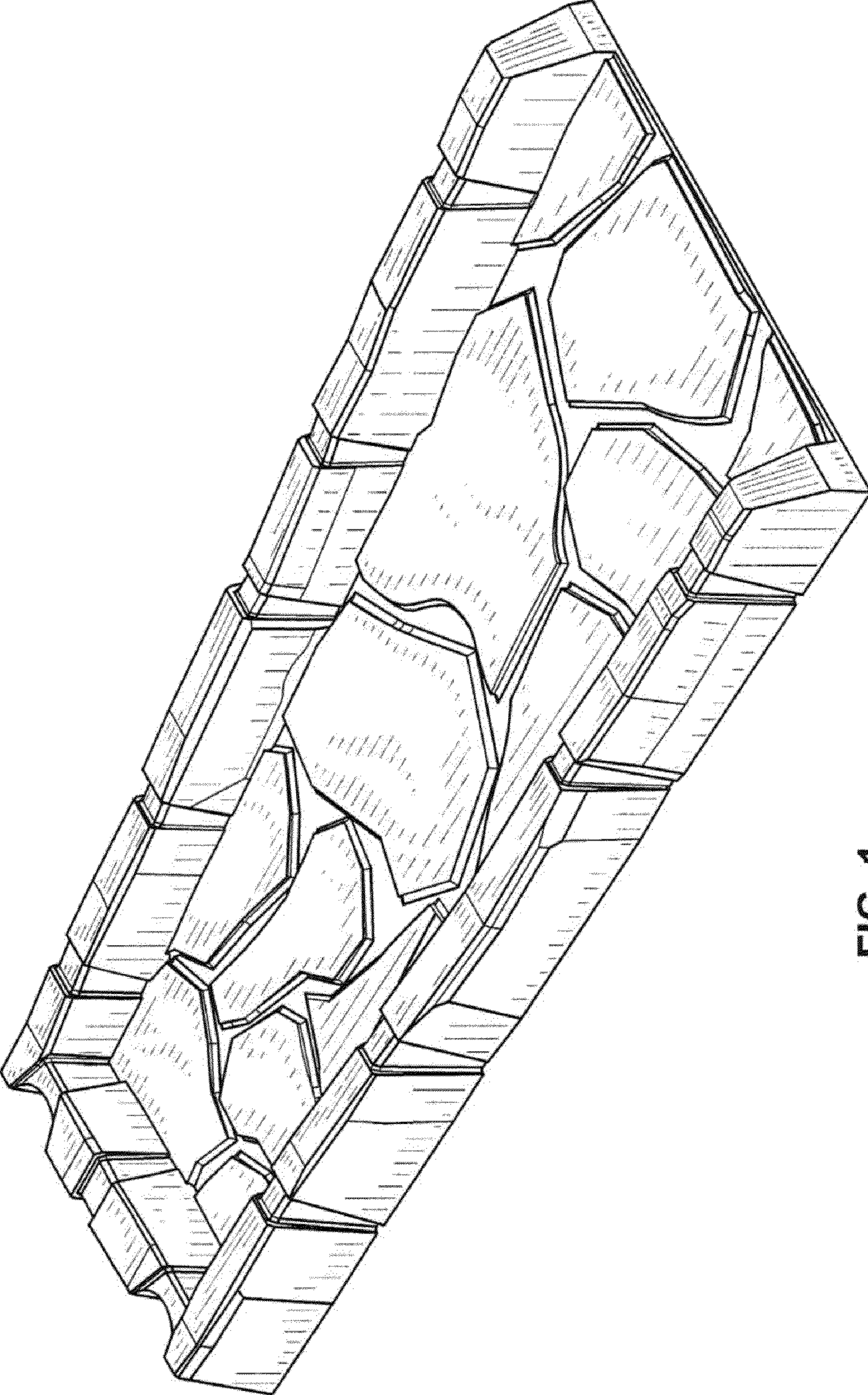


FIG. 1

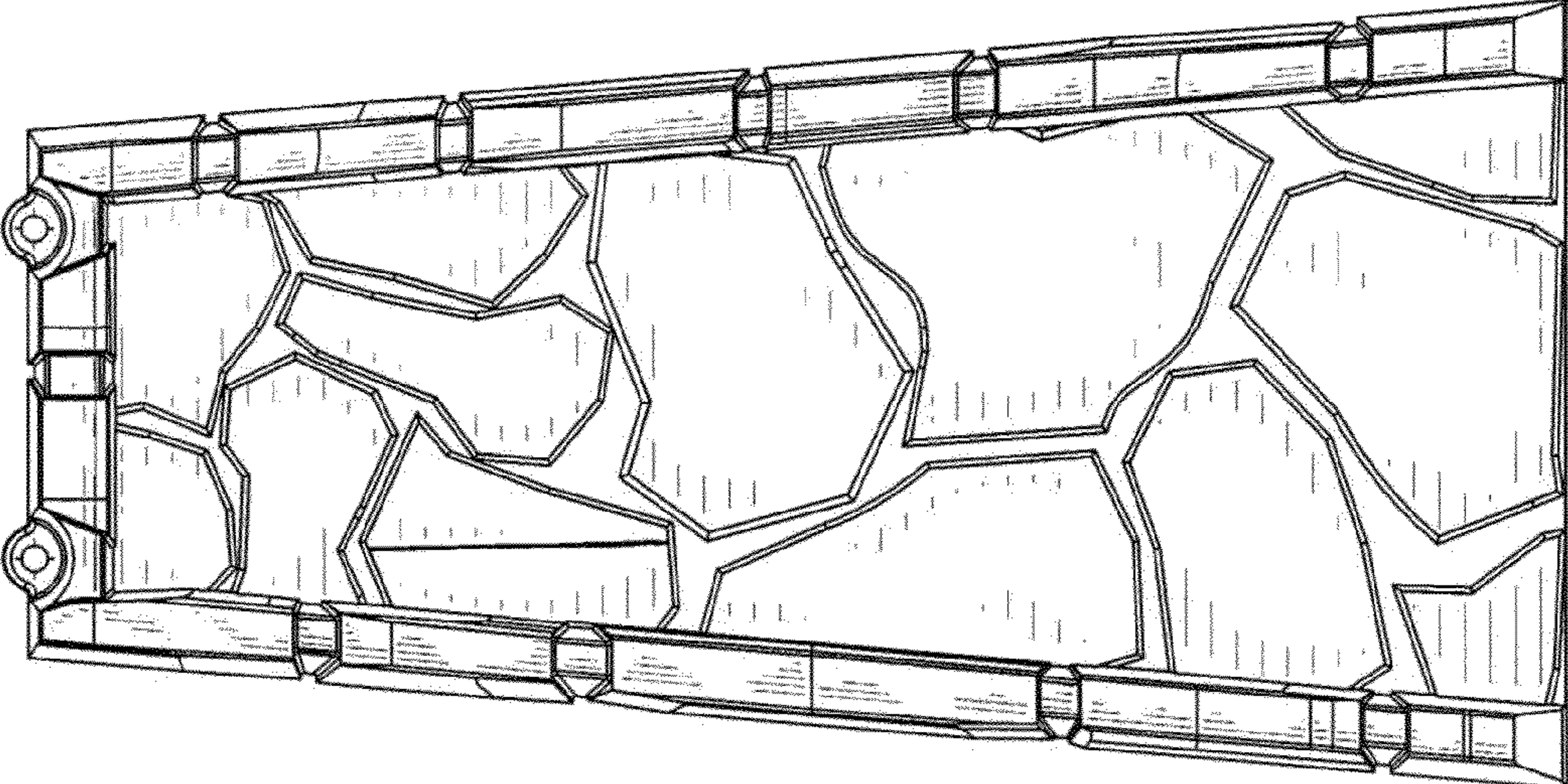


FIG. 2



FIG. 3



FIG. 4

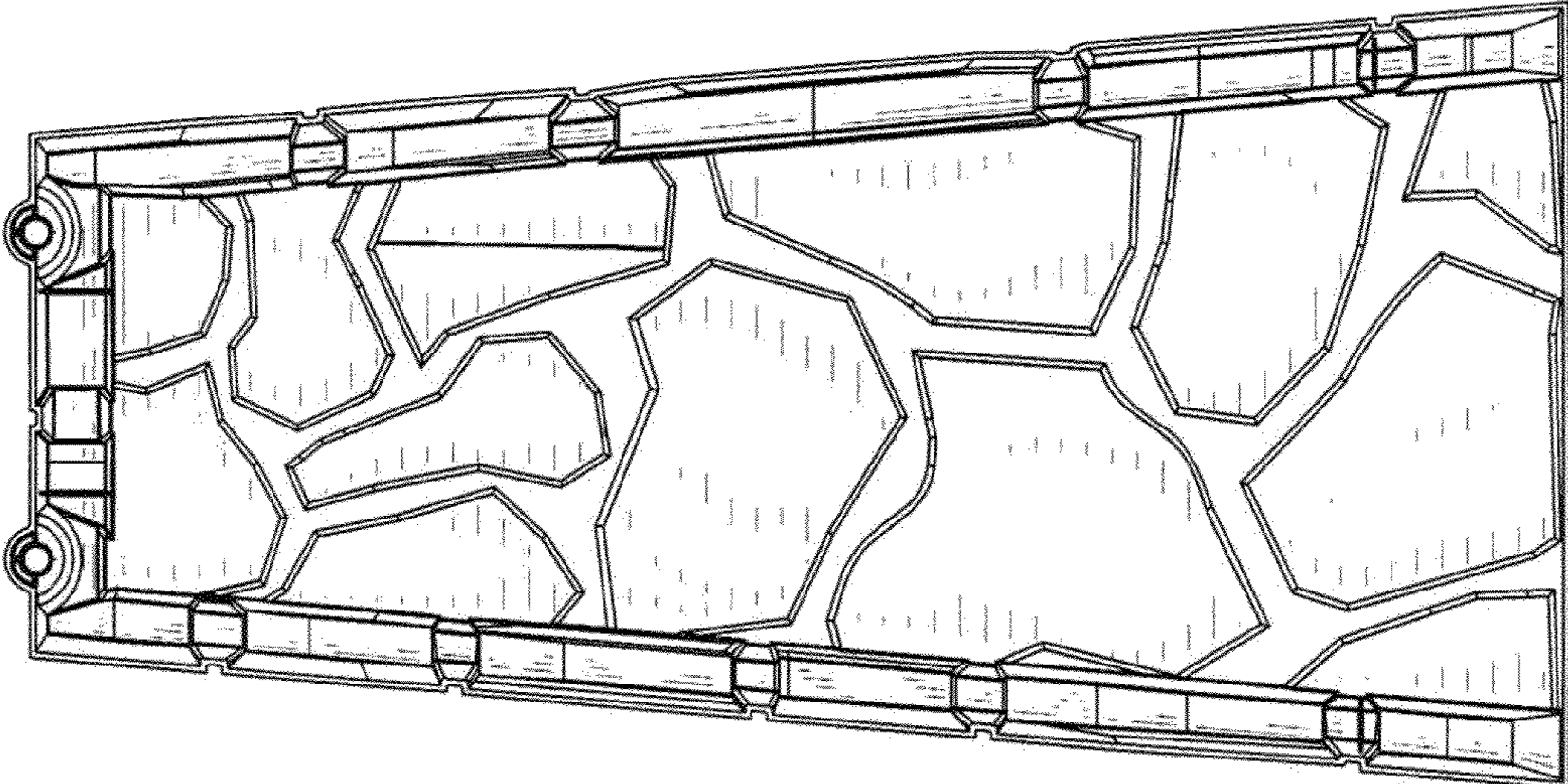


FIG. 5



FIG. 6

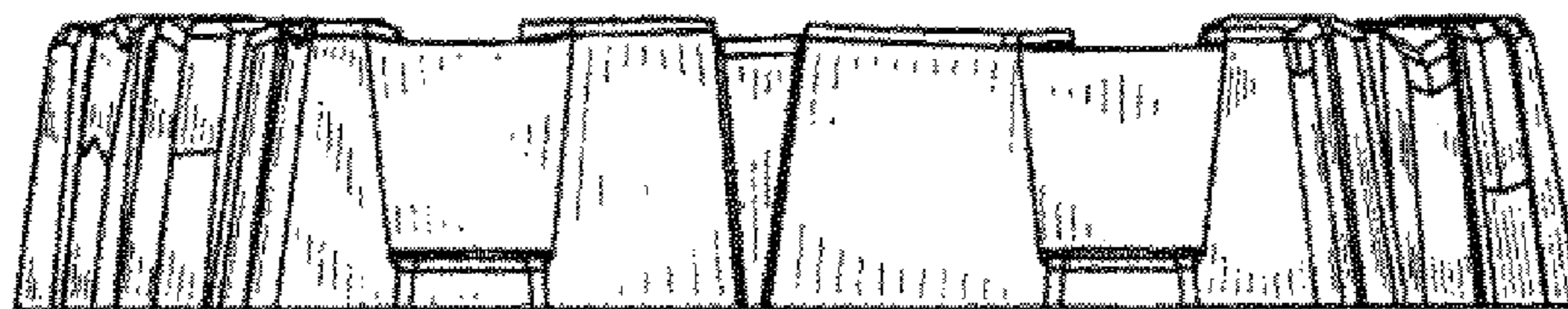


FIG. 7