



US00D662220S

(12) **United States Design Patent**
Perrin et al.

(10) **Patent No.:** **US D662,220 S**
(45) **Date of Patent:** **** Jun. 19, 2012**

(54) **SPRAYHEAD**

(75) Inventors: **Timothy E. Perrin**, Hartford, WI (US);
Theodore E. Dhein, Sussex, WI (US)

(73) Assignee: **Bradley Fixtures Corporation**,
Menomonee Falls, WI (US)

(**) Term: **14 Years**

(21) Appl. No.: **29/343,137**

(22) Filed: **Sep. 8, 2009**

(51) **LOC (9) Cl.** **24-02**

(52) **U.S. Cl.** **D24/232; D23/249**

(58) **Field of Classification Search** D24/216-234;
D23/200, 213, 226, 232, 238-257, 291, 284;
4/619-620, 623-624, 675-678, 615-616,
4/294-295; 16/801; 137/110.1, 441; 604/294,
604/301; 239/579, 487, 28-29, 31, 16
See application file for complete search history.

(56) **References Cited**

U.S. PATENT DOCUMENTS

2,458,876	A *	1/1949	Rehn	239/487
2,482,960	A *	9/1949	Benson	4/620
3,090,050	A *	5/1963	Fraser et al.	4/620
3,413,660	A *	12/1968	Lagarelli et al.	4/620
D216,884	S *	3/1970	Wright	D23/291
3,599,251	A *	8/1971	Wright	4/620
3,629,876	A *	12/1971	Wright	4/620
3,809,315	A *	5/1974	Wright	239/31
4,012,798	A *	3/1977	Liautaud	
4,675,924	A *	6/1987	Allison et al.	4/620
4,881,283	A *	11/1989	Liautaud	4/620
5,008,963	A *	4/1991	Stein	4/620
5,157,798	A *	10/1992	Van Kammen	4/620
5,216,765	A *	6/1993	Paterson et al.	4/620
5,265,288	A *	11/1993	Allison	4/620
5,381,567	A *	1/1995	Tanner et al.	4/620
5,530,972	A *	7/1996	Tanner	4/620
5,566,406	A *	10/1996	Demeny et al.	4/620

D388,507	S *	12/1997	Gurries, II	D23/284
5,740,569	A *	4/1998	Gurries et al.	4/620
5,754,990	A *	5/1998	Gurries, II	4/620
6,205,599	B1	3/2001	Anders	
6,296,626	B1	10/2001	Stein	
D466,589	S *	12/2002	Miedzius	D23/239
D468,816	S	1/2003	Adams	
6,520,431	B2 *	2/2003	Donovan	239/579
D498,293	S	11/2004	Sutopo	
D507,042	S	7/2005	Sutopo	
D529,185	S *	9/2006	Zhou	D24/232
D530,800	S	10/2006	Hisey	
D531,287	S	10/2006	Bates	

(Continued)

OTHER PUBLICATIONS

Office Action for U.S. Appl. No. 29/343,135 (F&L Ref.: 063359-0496), mail date Aug. 16, 2011, 8 pages.

(Continued)

Primary Examiner — T. Chase Nelson

Assistant Examiner — Mark Cavanna

(74) *Attorney, Agent, or Firm* — Foley & Lardner LLP

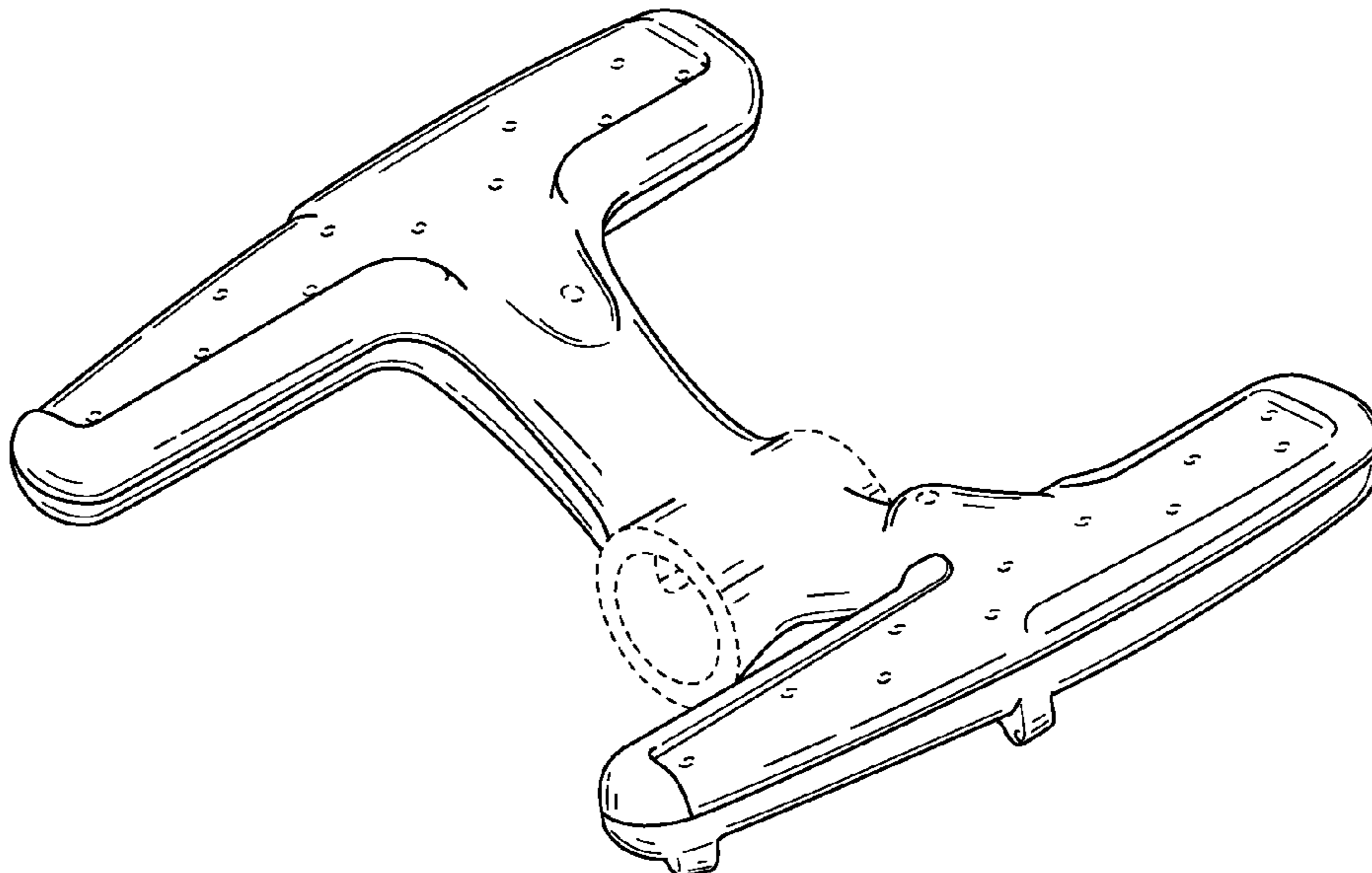
(57) **CLAIM**

We claim the ornamental design for a sprayhead, as shown and described.

DESCRIPTION

FIG. 1 is a top perspective view of the claimed design; FIG. 2 is a top view thereof; FIG. 3 is a bottom view thereof; FIG. 4 is a right side view thereof, the left side view is a mirror image of FIG. 4; and, FIG. 5 is a front view thereof. The broken lines in the drawings are for purposes of illustrating portions of the sprayhead that form no part of the claimed design.

1 Claim, 3 Drawing Sheets



US D662,220 S

Page 2

U.S. PATENT DOCUMENTS

D539,396 S 3/2007 Plikuhn et al.
D545,947 S 7/2007 Bruce
D562,438 S 2/2008 Jones et al.
D568,989 S 5/2008 Kammer et al.
D569,970 S 5/2008 Kammer et al.
D610,660 S 2/2010 Slothower
D612,064 S * 3/2010 Strandberg et al. D24/231
7,806,348 B2 10/2010 Kline et al.
7,857,795 B2 12/2010 Perrin et al.
D630,308 S 1/2011 Webb
D630,309 S 1/2011 Webb
D634,821 S 3/2011 Thomas

2007/0089233 A1* 4/2007 Smith et al. 4/620
2007/0204398 A1* 9/2007 Dubois 4/620
2009/0288251 A1 11/2009 Stranberg et al.

OTHER PUBLICATIONS

Office Action for U.S. Appl. No. 29/343,136 (F&L Ref.: 063359-0497), mail date Aug. 19, 2011, 10 pages.

Office Action for U.S. Appl. No. 29/343,135 (F&L Ref.: 063359-0496), mail date Sep. 27, 2011, 13 pages.

Office Action for U.S. Appl. No. 29/343,136 (F&L Ref.: 063359-0497), mail date Sep. 27, 2011, 6 pages.

* cited by examiner

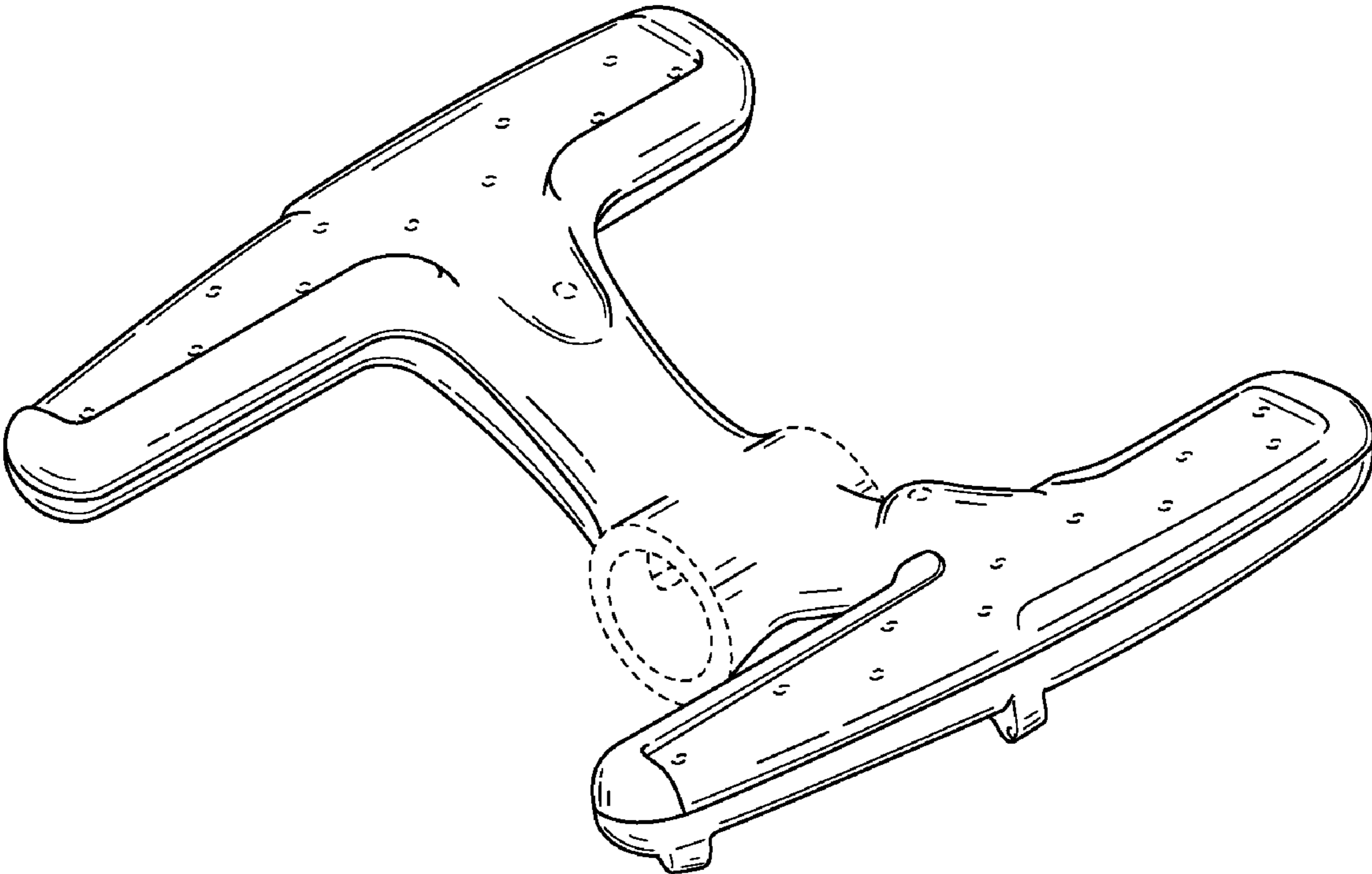


FIG. 1

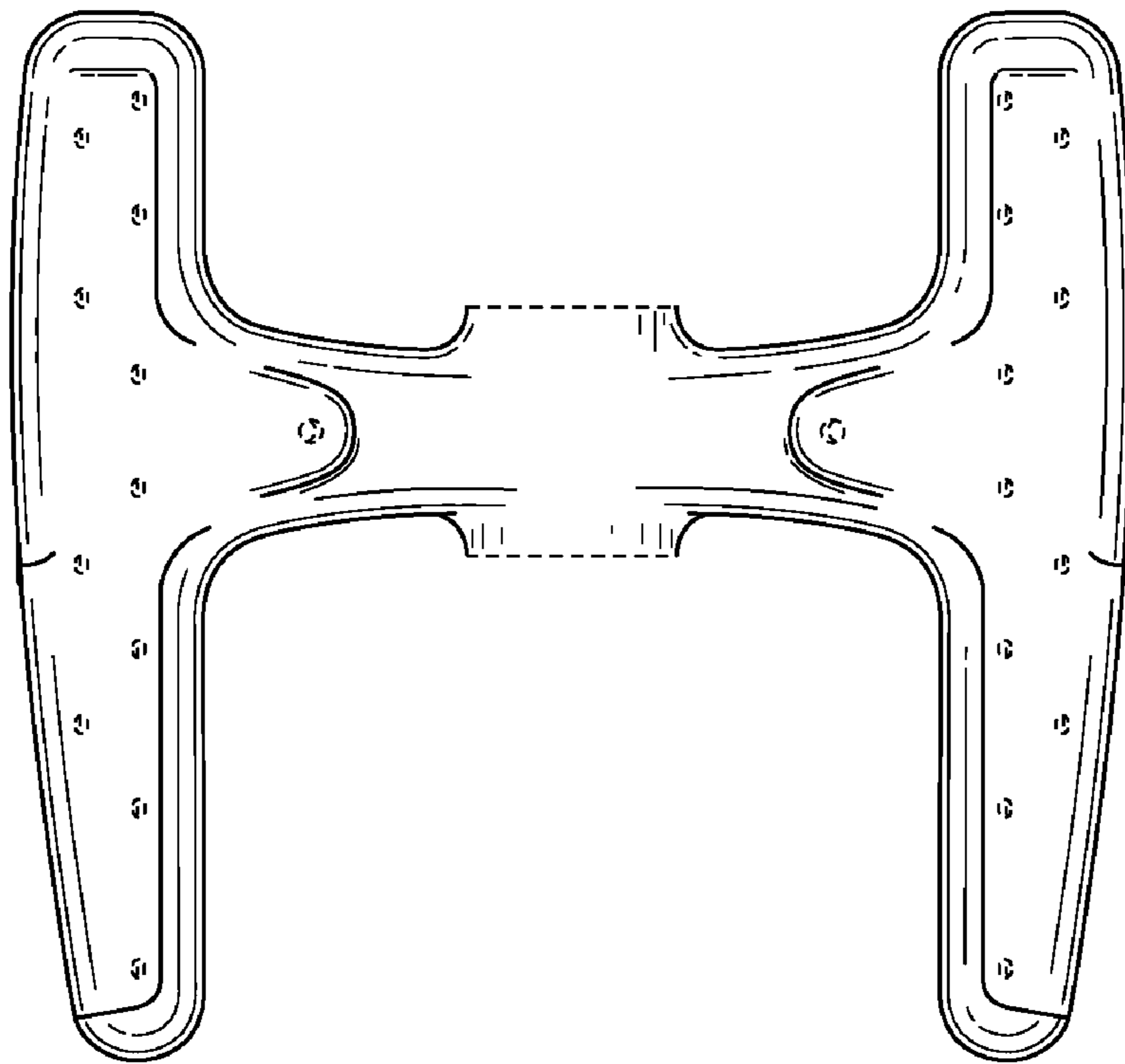


FIG. 2

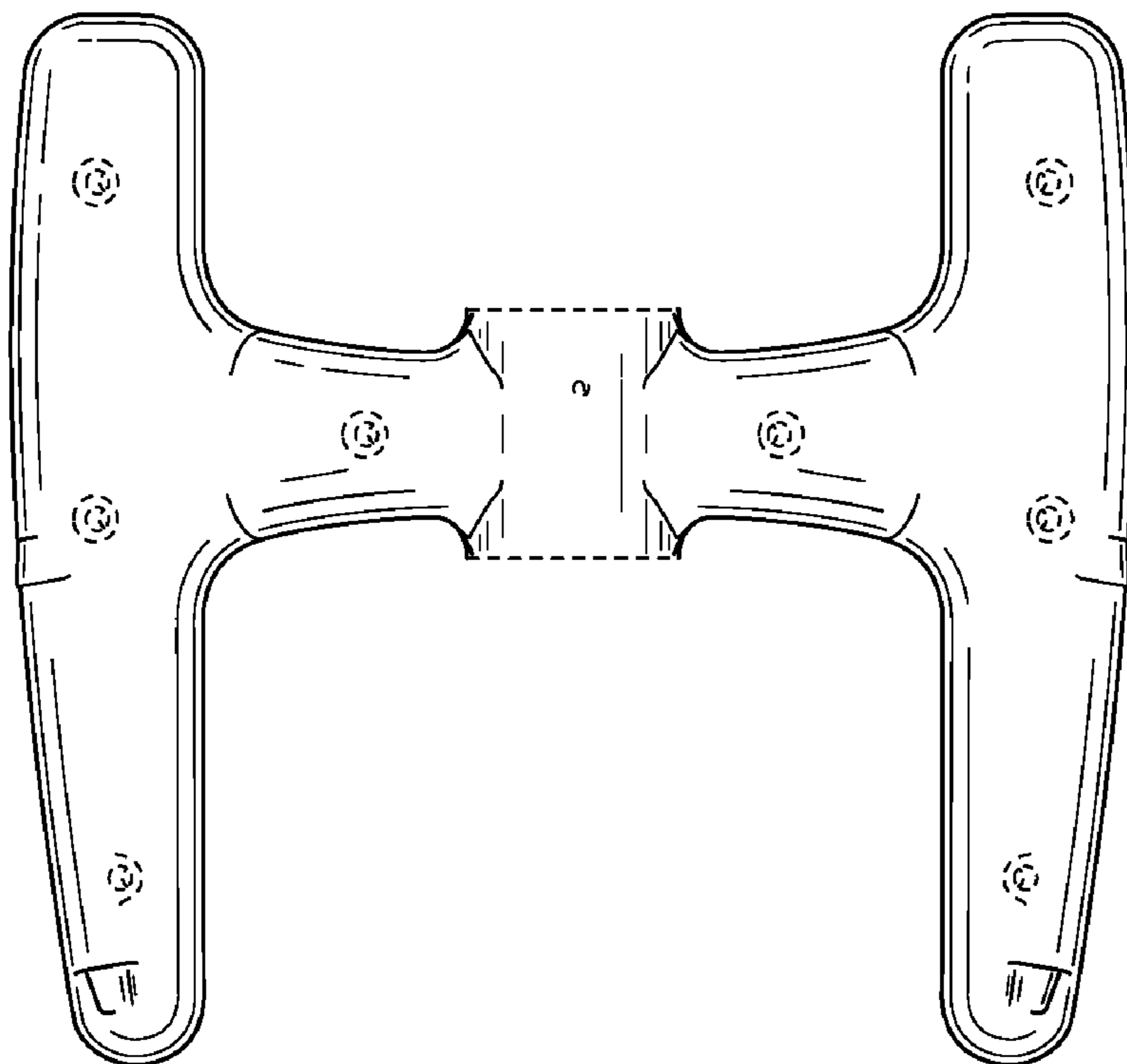


FIG. 3

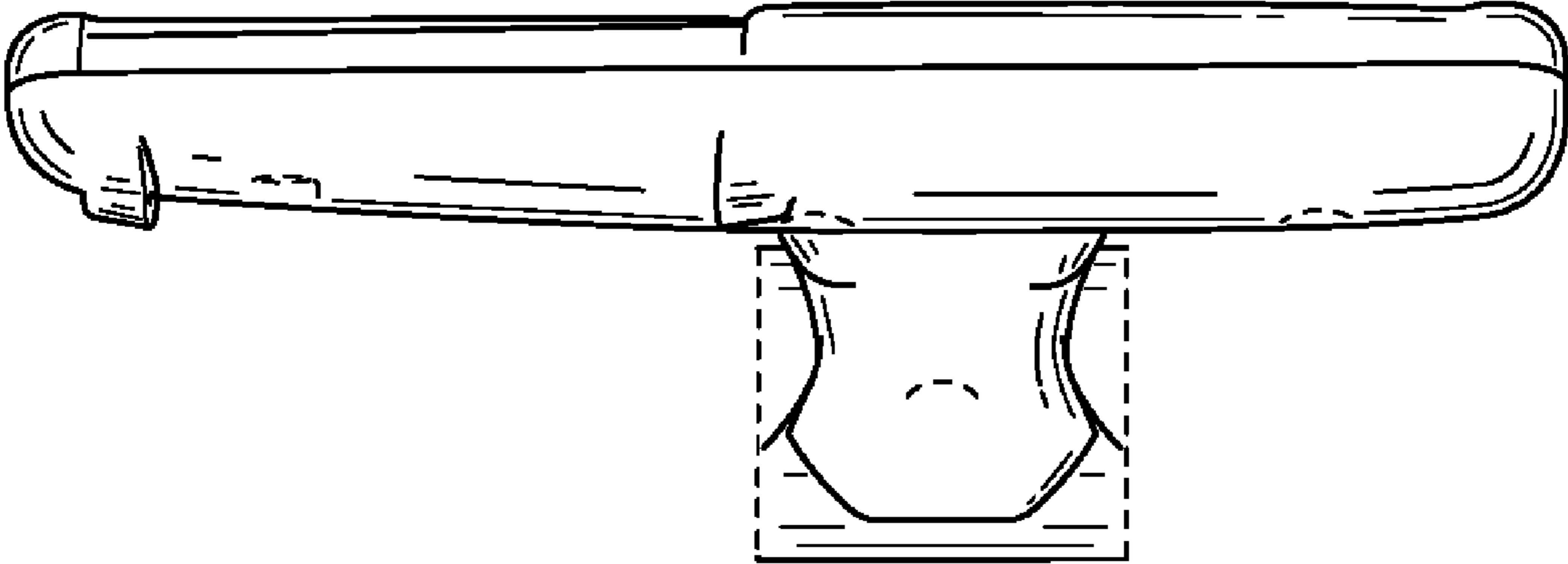


FIG. 4

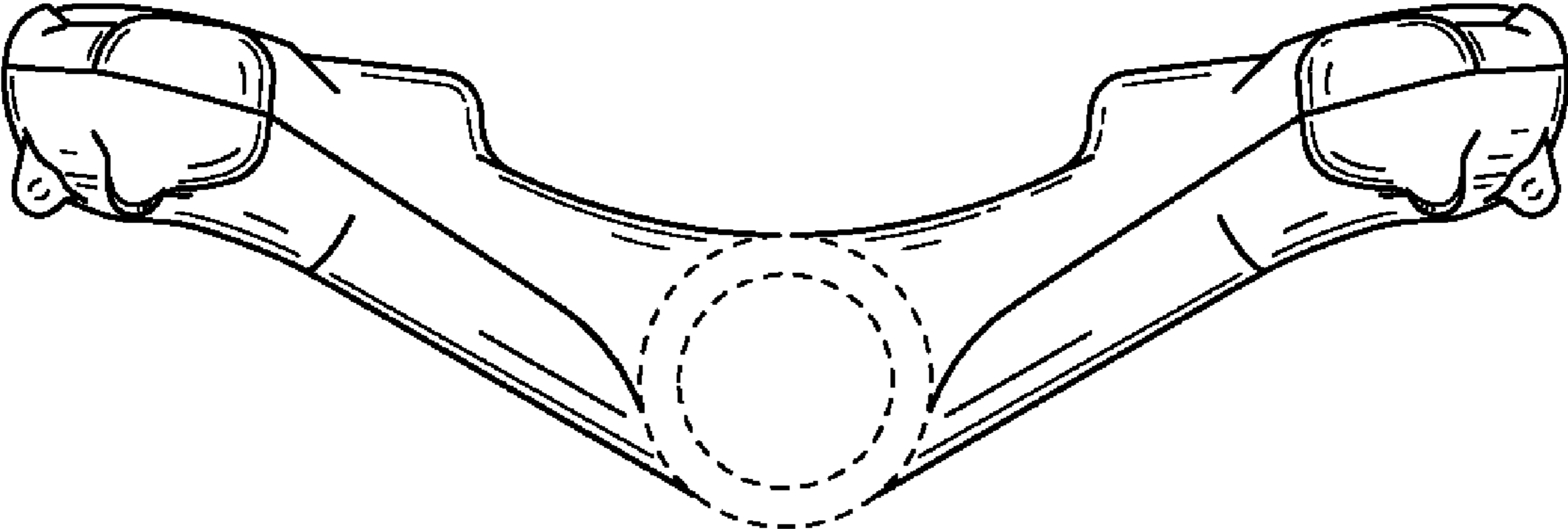


FIG. 5