



US00D662209S

(12) **United States Design Patent**
Swanek

(10) **Patent No.:** **US D662,209 S**
(45) **Date of Patent:** **** Jun. 19, 2012**

(54) **SANITIZING STATION**

(76) Inventor: **Rosemary Swanek**, Toronto (CA)

(**) Term: **14 Years**

(21) Appl. No.: **29/410,132**

(22) Filed: **Jan. 4, 2012**

Related U.S. Application Data

(62) Division of application No. 29/346,546, filed on Nov. 2, 2009, now Pat. No. Des. 654,175.

(30) **Foreign Application Priority Data**

May 1, 2009 (CA) 130522

(51) **LOC (9) Cl.** **24-01**

(52) **U.S. Cl.** **D24/185**

(58) **Field of Classification Search** D24/185,
D24/217, 232, 234; 221/105, 173, 180, 181.1,
221/181.2, 181.3, 1, 45; D10/2; D6/515,
D6/542-545, 522, 519; 222/173-174, 192;
D23/234, 270, 271, 286; 312/249.11
See application file for complete search history.

(56) **References Cited**

U.S. PATENT DOCUMENTS

D273,062 S *	3/1984	Richardson	D6/545
D274,024 S *	5/1984	Vignot	D6/545
D279,530 S *	7/1985	vonBuelow	D6/545
D283,573 S *	4/1986	Bernard	D6/519
D285,271 S *	8/1986	Bunschoten et al.	D6/545
D285,272 S *	8/1986	Bunschoten et al.	D6/545
D310,924 S *	10/1990	Breger	D6/542
D341,974 S *	12/1993	Killooy	D6/545
D343,751 S *	2/1994	Bell et al.	D6/545
D344,830 S *	3/1994	Carter et al.	D6/519
D345,664 S *	4/1994	Brandenburg	D6/545
D345,877 S *	4/1994	Brandenburg	D6/545
D372,613 S *	8/1996	Nixon, II	D6/545
D379,728 S *	6/1997	Simon	D6/545

D386,027 S *	11/1997	Cameron et al.	D6/545
D388,990 S *	1/1998	Brandenburg et al.	D6/545
D426,094 S *	6/2000	Carlson	D6/545
D475,873 S *	6/2003	Mello	D6/515
D530,125 S *	10/2006	Vignot	D6/545

(Continued)

Primary Examiner — T. Chase Nelson

Assistant Examiner — Mark Cavanna

(74) *Attorney, Agent, or Firm* — Smith Risley Tempel Santos LLC; Gregory Scott Smith

(57) **CLAIM**

The ornamental design for a sanitizing station, as shown and described.

DESCRIPTION

FIG. 1 is a perspective view of a first embodiment of a sanitizing station;

FIG. 2 is a perspective view of a second embodiment of a sanitizing station;

FIG. 3 is a front elevation view of the sanitizing station of FIG. 1;

FIG. 4 is a front elevation view of the sanitizing station of FIG. 2;

FIG. 5 is a side elevation view of the sanitizing station of FIGS. 1 and 2;

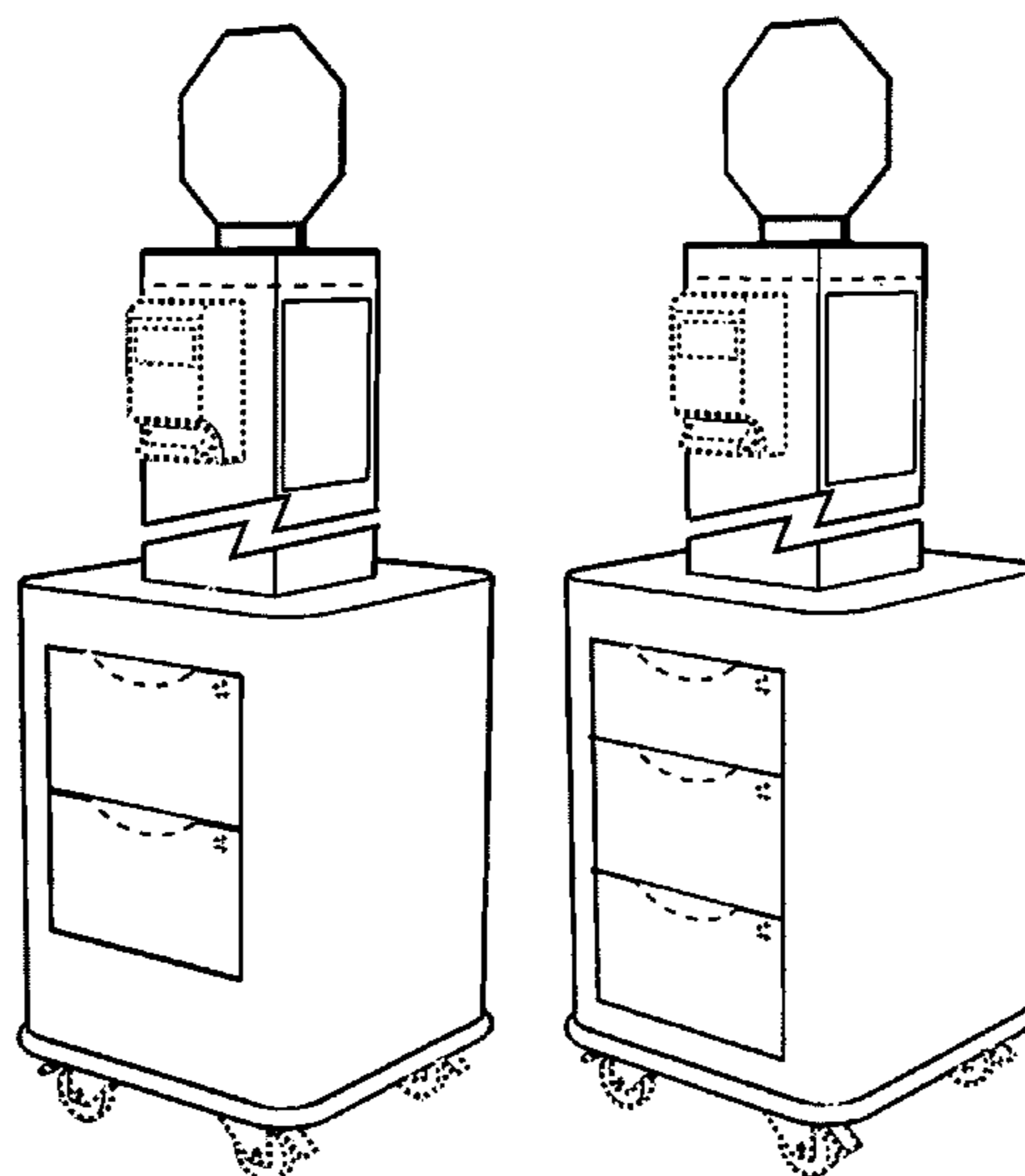
FIG. 6 is a top plan view of the sanitizing station of FIGS. 1 and 2;

FIG. 7 is a bottom plan view of the sanitizing station of FIGS. 1 and 2; and,

FIG. 8 is a rear elevation view of the sanitizing station of FIGS. 1 and 2.

The broken lines are included for the purpose of illustrating portions of the sanitizing station that form no part of the claimed design. The column portion of the sanitizing station shown in FIGS. 1-5 and 8 is shown broken away in order to indicate that a specific height of this portion forms no part of the claimed design.

1 Claim, 8 Drawing Sheets



US D662,209 S

Page 2

U.S. PATENT DOCUMENTS

D544,071 S *	6/2007	Teuscher et al.	D23/234	D634,143 S *	3/2011	Burkett	D6/545
D620,292 S *	7/2010	Kim	D6/545	2003/0197026 A1 *	10/2003	Ashe	222/174
D632,765 S *	2/2011	Stob et al.	D23/270	2010/0163569 A1 *	7/2010	Parker	221/1

* cited by examiner

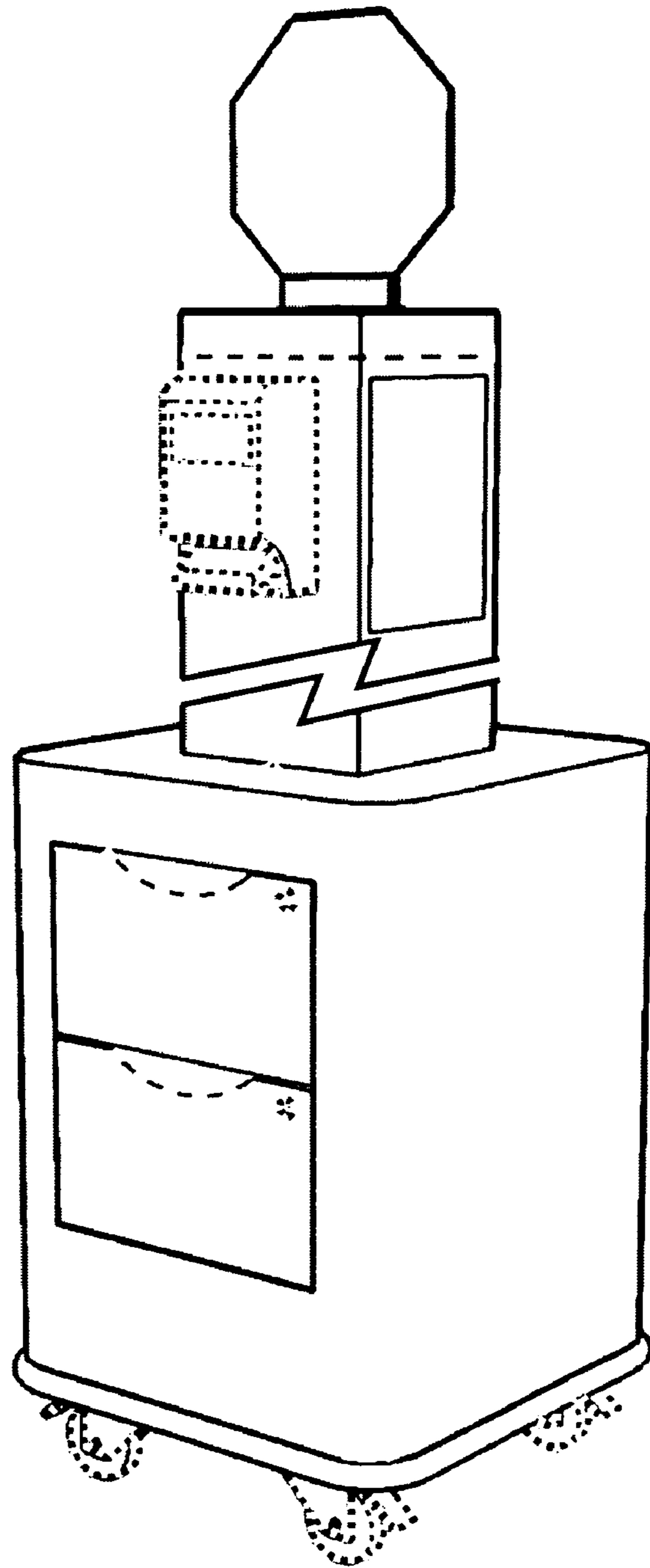


FIG. 1

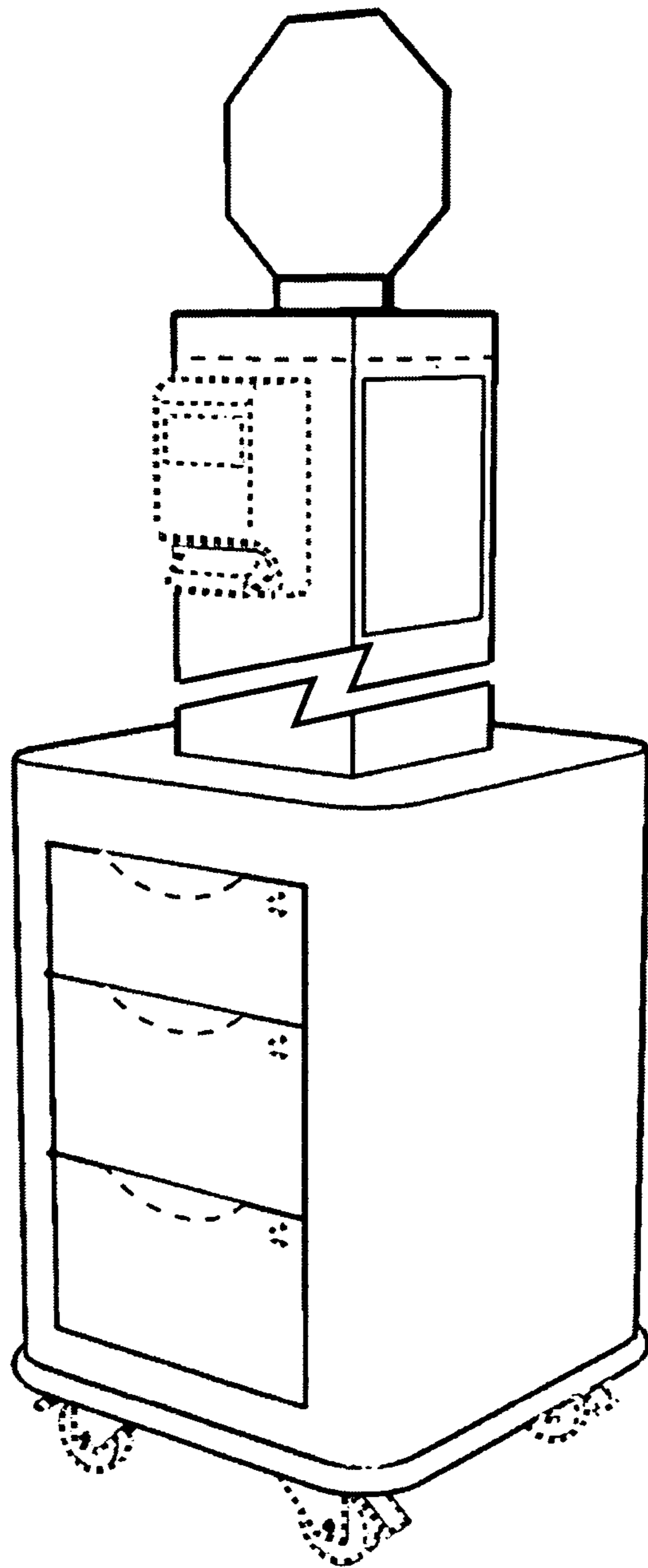


FIG. 2

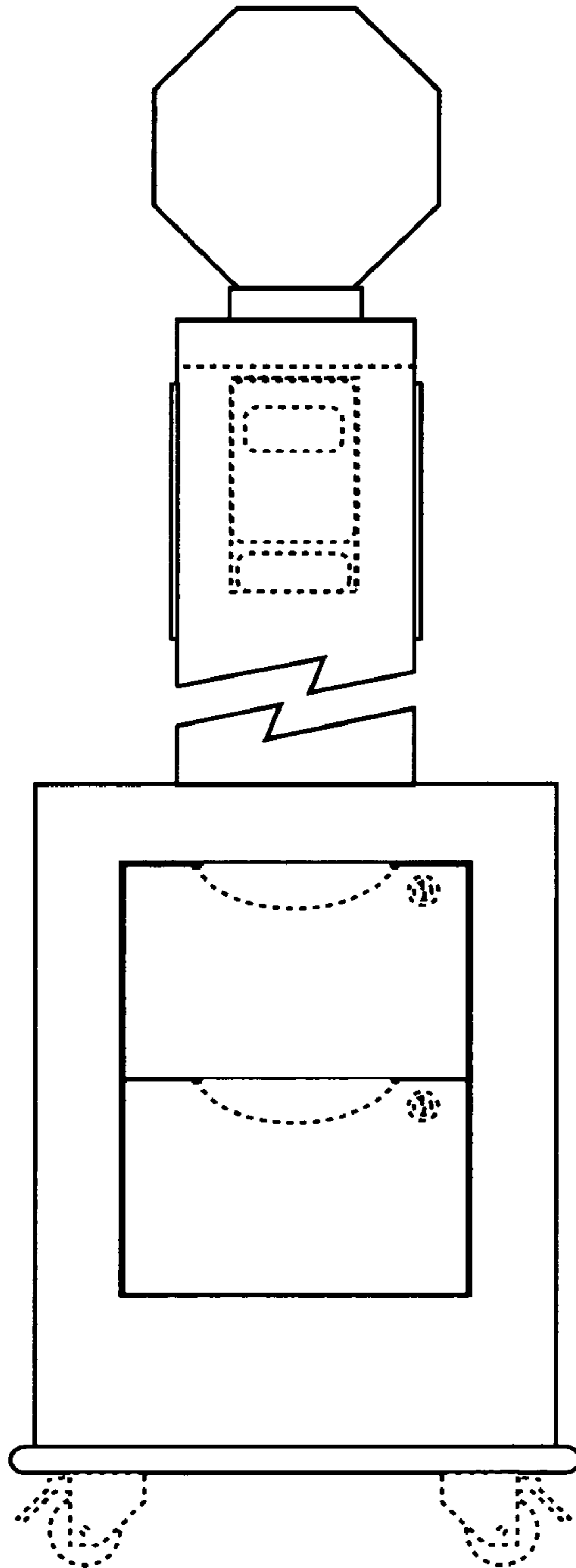


FIG. 3

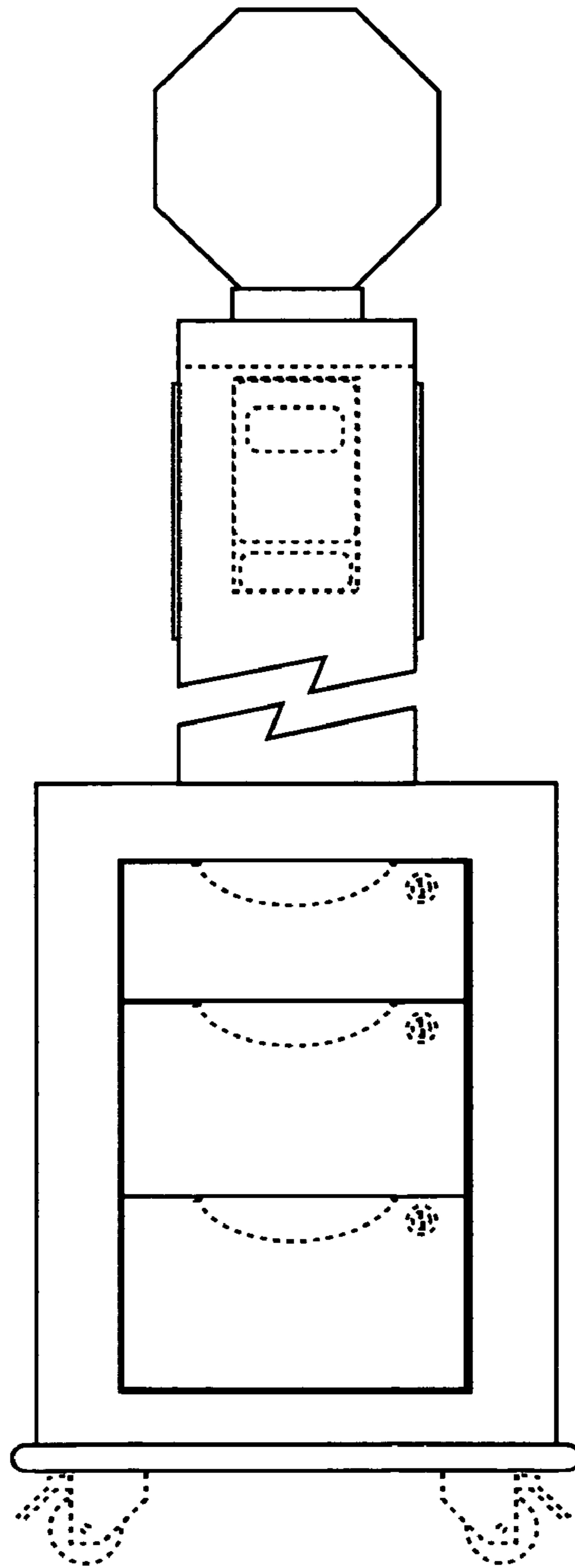


FIG. 4

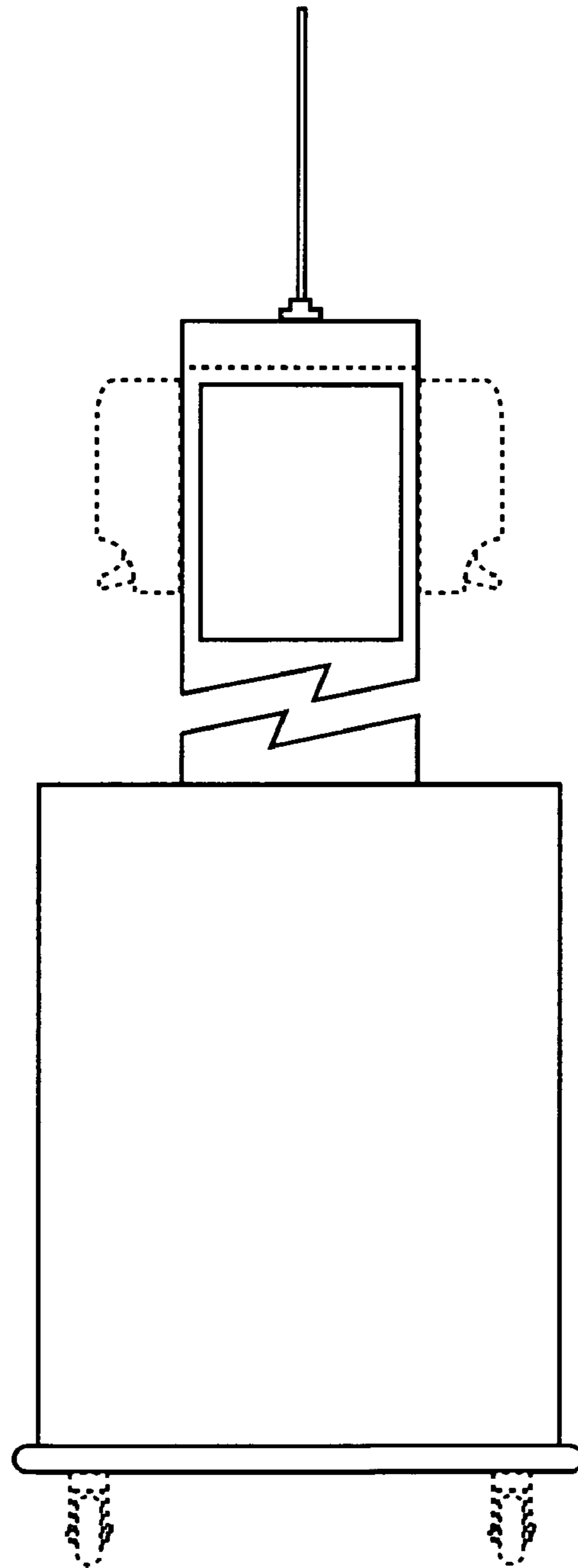


FIG. 5

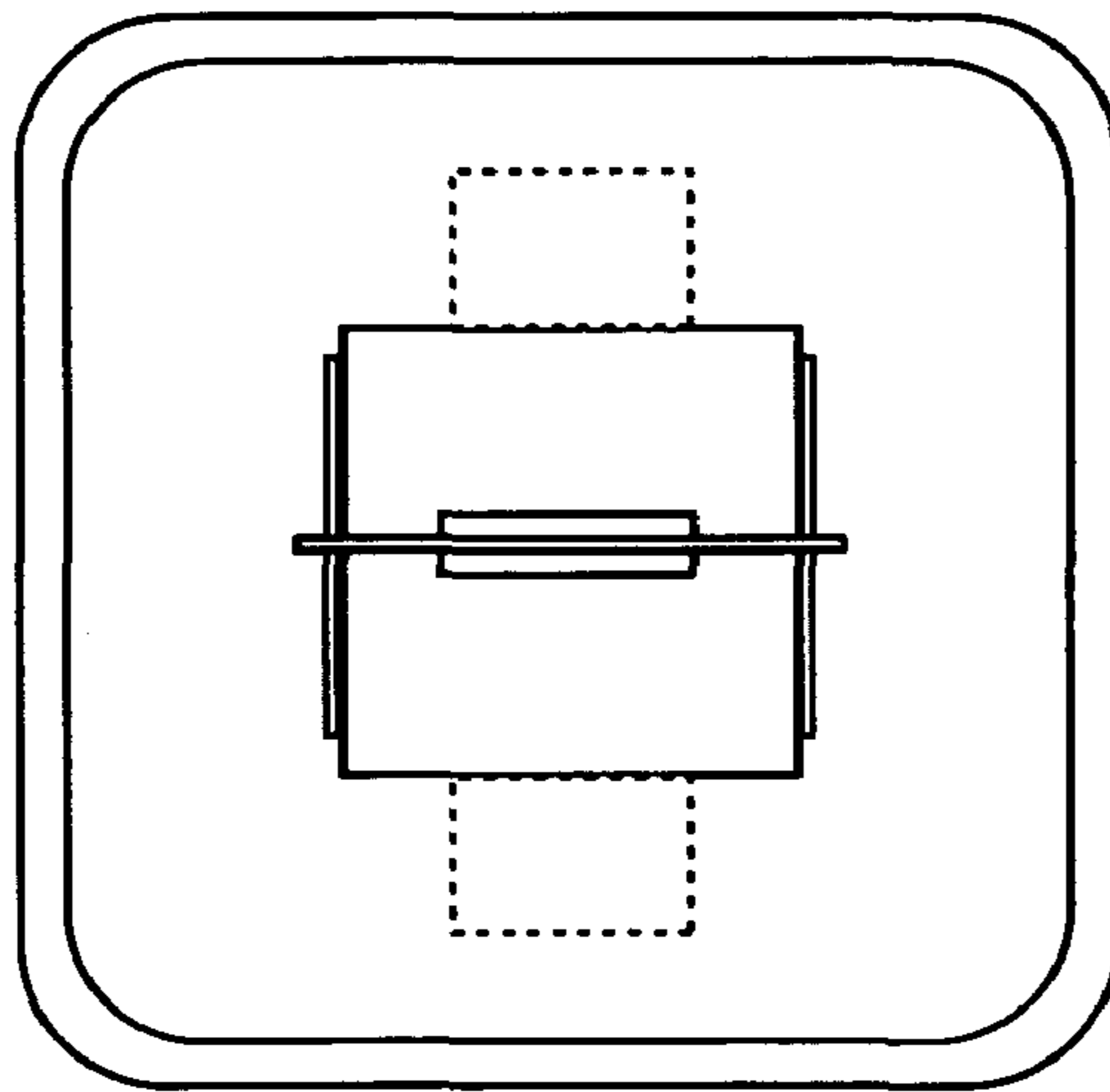


FIG. 6

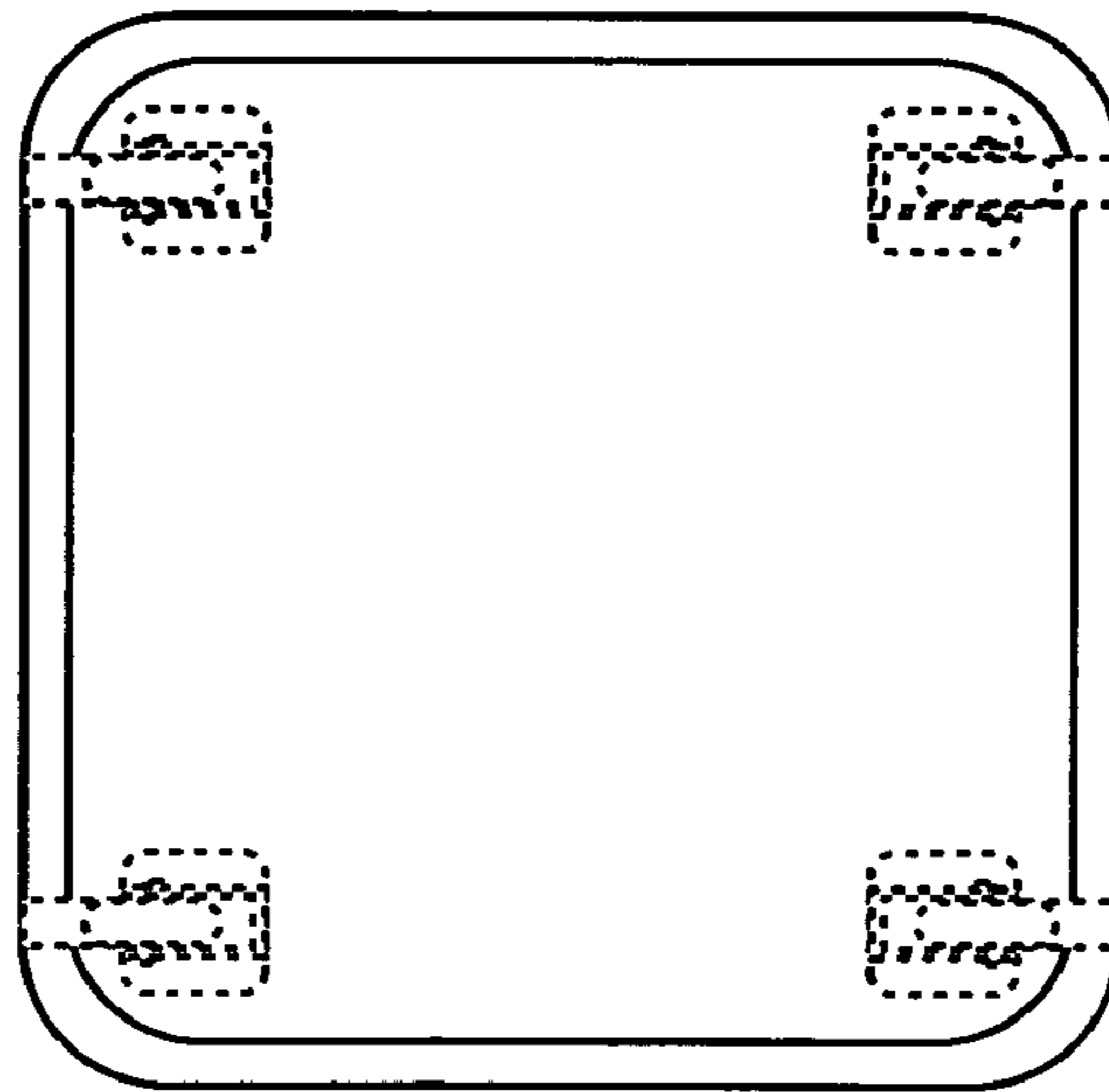


FIG. 7

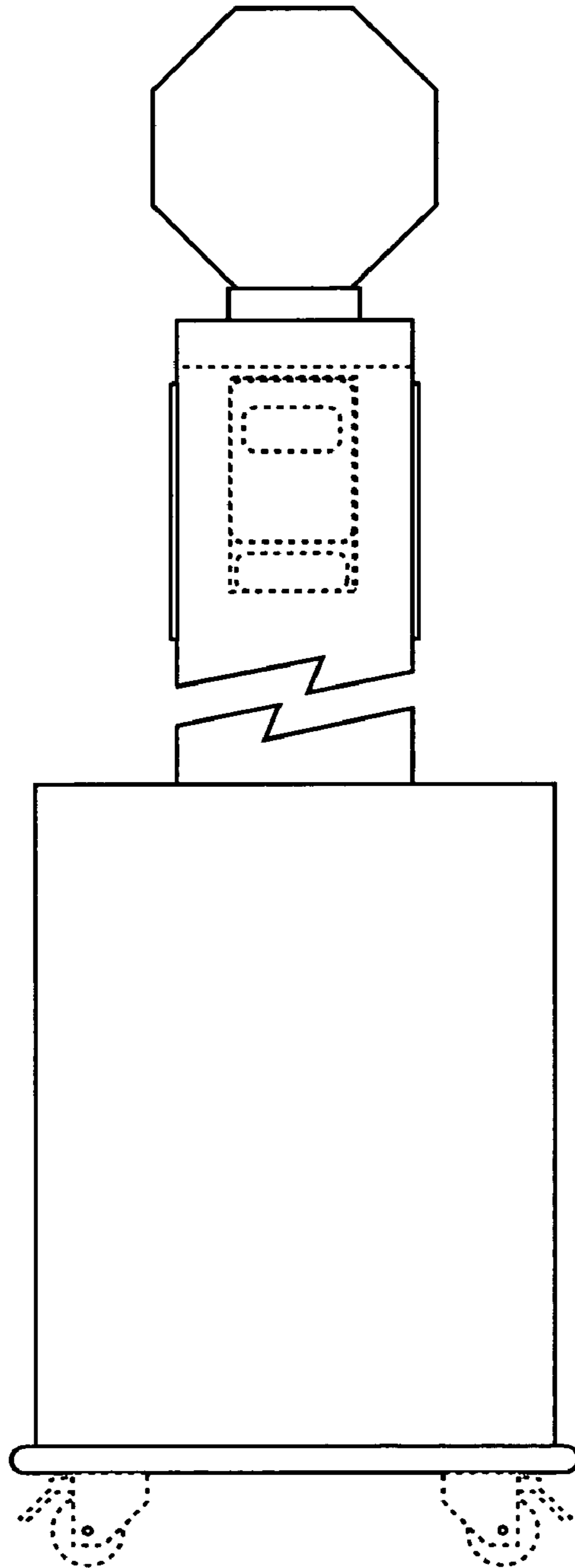


FIG. 8