

US00D662190S

(12) **United States Design Patent**
Luke et al.

(10) **Patent No.:** **US D662,190 S**
(45) **Date of Patent:** **** *Jun. 19, 2012**

(54) **SHALLOW DRAINAGE CHANNEL**

(75) Inventors: **Owen Edward Luke**, Kiama Heights (AU); **Luke Nigel Natrass**, Rhodes (AU)

(73) Assignee: **Reln Pty Ltd**, Ingelburn, NSW (AU)

(*) Notice: This patent is subject to a terminal disclaimer.

(**) Term: **14 Years**

(21) Appl. No.: **29/406,033**

(22) Filed: **Nov. 9, 2011**

(30) **Foreign Application Priority Data**

May 13, 2011 (AU) 12157/2011

(51) **LOC (9) Cl.** **23-01**

(52) **U.S. Cl.** **D23/267**

(58) **Field of Classification Search** D23/259-269; 52/11-13, 16; 248/48.1; 404/4-5, 2, 118

See application file for complete search history.

(56) **References Cited**

U.S. PATENT DOCUMENTS

D51,509	S *	11/1917	Plym	D25/119
2,994,254	A *	8/1961	Shumaker	404/2
D255,886	S *	7/1980	Flynn	D11/156
4,365,911	A *	12/1982	Rossberg	405/43
4,815,888	A *	3/1989	Stegmeier	404/4
D326,140	S *	5/1992	Dekel	D23/267
5,211,461	A *	5/1993	Teufel et al.	312/334.4
5,380,121	A *	1/1995	Schluter	404/14
5,454,663	A *	10/1995	Stegmeier	404/2
D377,389	S *	1/1997	Phillips et al.	D23/261
5,718,537	A *	2/1998	Becker et al.	405/119
5,735,638	A *	4/1998	Beamer	405/119
5,784,838	A *	7/1998	Phillips	52/169.5
5,971,662	A *	10/1999	Becker et al.	405/119
6,113,311	A *	9/2000	Becker et al.	405/119

D463,581	S *	9/2002	Mann	D25/164
D466,596	S *	12/2002	Stegmeier et al.	D23/267
6,729,795	B2 *	5/2004	Dahowski et al.	404/4
6,860,678	B2 *	3/2005	Gunter	405/118
D519,601	S *	4/2006	Addison	D23/209
7,048,466	B2 *	5/2006	Benesteau et al.	404/4
D540,438	S *	4/2007	Natrass	D23/267
7,252,457	B2 *	8/2007	Humphries et al.	405/35
D565,148	S *	3/2008	Addison	D23/209
D582,527	S *	12/2008	Wang	D23/261
D583,913	S *	12/2008	Natrass et al.	D23/261
D612,022	S *	3/2010	Natrass et al.	D23/267
D613,831	S *	4/2010	Bradbeer	D23/267
D613,832	S *	4/2010	Bradbeer	D23/267
7,794,176	B2 *	9/2010	Musser	405/118
2003/0221373	A1 *	12/2003	Kim	52/14
2005/0055887	A1 *	3/2005	Benesteau et al.	52/11
2009/0103982	A1 *	4/2009	Hodgekins et al.	405/118

* cited by examiner

Primary Examiner — Eric Goodman

(74) *Attorney, Agent, or Firm* — Barnes & Thornburg LLP

(57) **CLAIM**

The ornamental design for a shallow drainage channel, as shown and described.

DESCRIPTION

FIG. 1 is an isometric view of a shallow drainage channel according to our invention,

FIG. 2 is a top plan view thereof,

FIG. 3 is a bottom plan view thereof,

FIG. 4 is a side view thereof, the opposite side being a mirror image thereof,

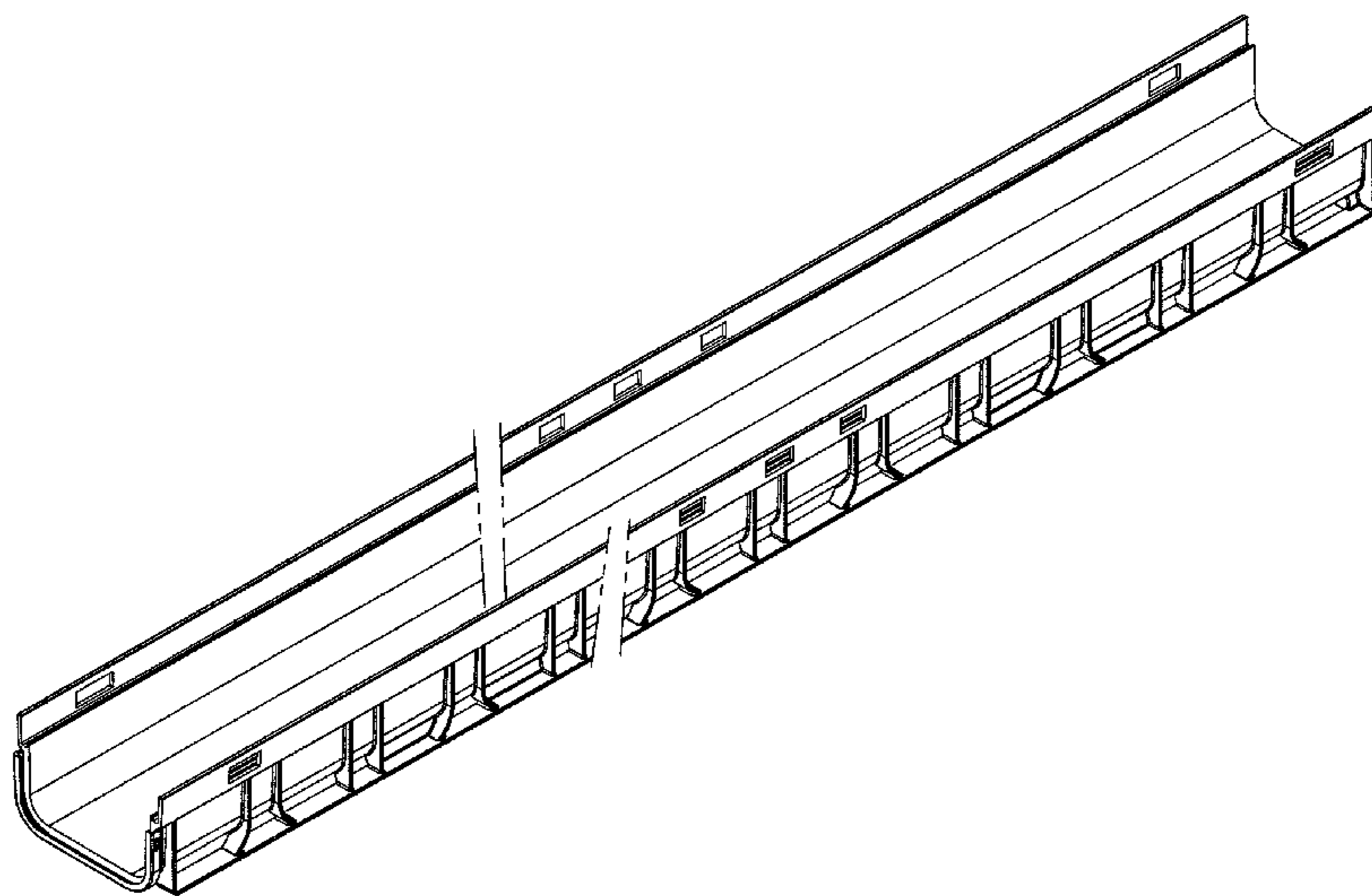
FIG. 5 is an end view of one end thereof, and,

FIG. 6 is an end view of the opposite end thereof.

The claimed design is shown broken away to indicate that no particular length of drainage channel forms a part of the claimed design.

The broken line showing is to illustrate portions of the article and forms no part of the claimed design.

1 Claim, 3 Drawing Sheets



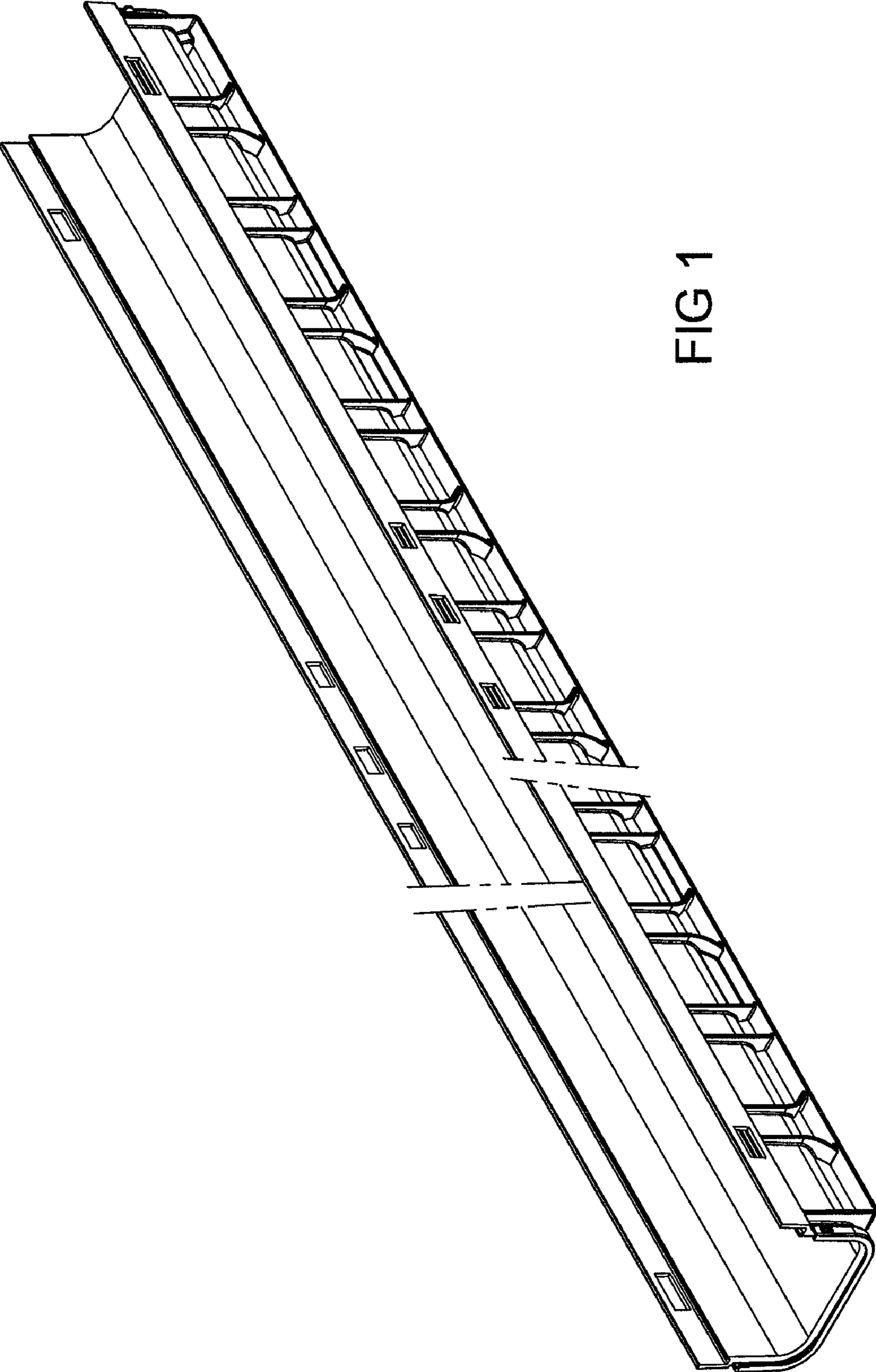


FIG 1

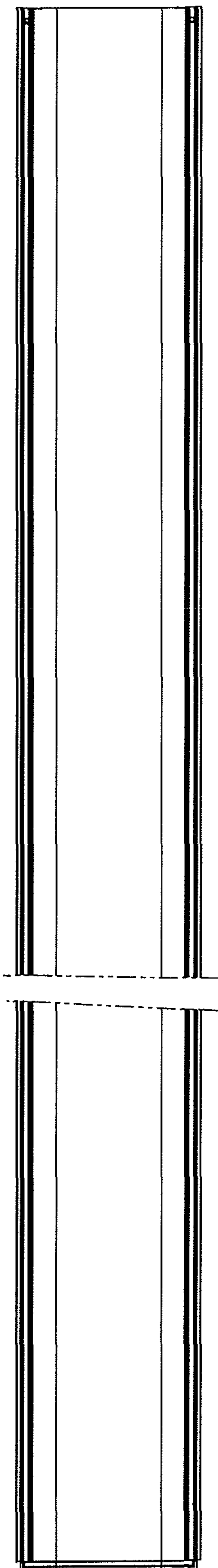


FIG 2

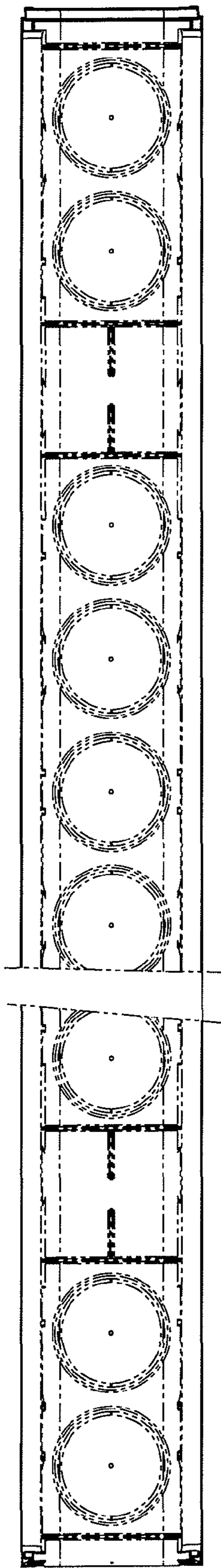


FIG 3

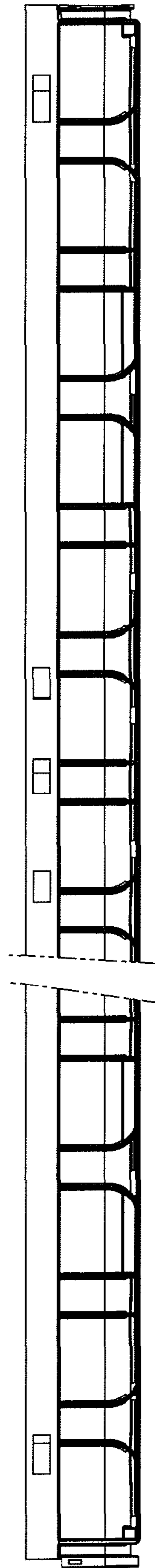


FIG 4



FIG 5

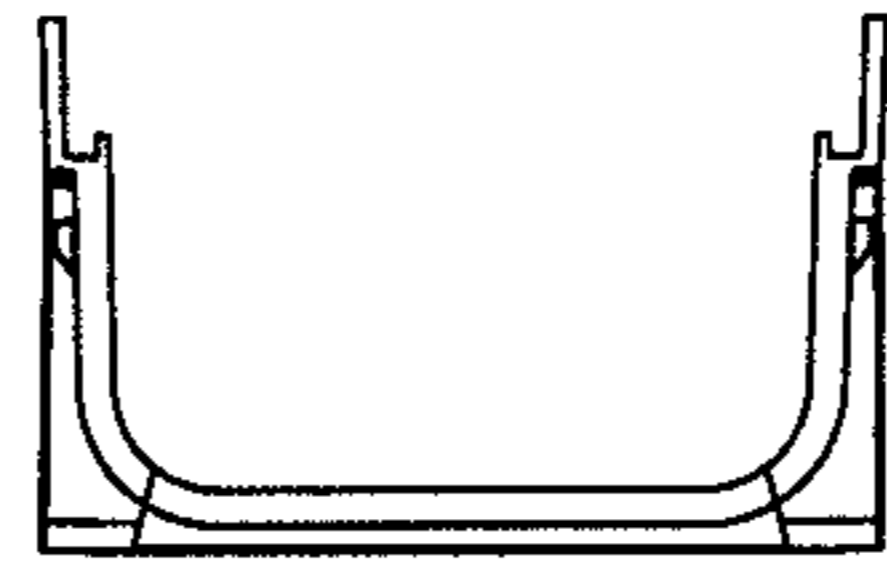


FIG 6