

US00D662184S

(12) **United States Design Patent**
Sieger

(10) **Patent No.:** **US D662,184 S**
(45) **Date of Patent:** **** Jun. 19, 2012**

(54) **KITCHEN FAUCET**

(75) Inventor: **Michael Sieger**, Sassenberg (DE)

(73) Assignee: **Aloys F. Dornbracht GmbH & Co.**
KG, Iserlohn (DE)

(**) Term: **14 Years**

(21) Appl. No.: **29/374,113**

(22) Filed: **Jul. 5, 2011**

(30) **Foreign Application Priority Data**

Jan. 7, 2011 (EP) 001253769-0003

(51) **LOC (9) Cl.** **23-01**

(52) **U.S. Cl.** **D23/238**

(58) **Field of Classification Search** D23/238,
D23/241-243, 255, 257, 250; 4/675-378;
137/801

See application file for complete search history.

(56) **References Cited**

U.S. PATENT DOCUMENTS

D612,910 S * 3/2010 Lammel et al. D23/238

D646,358 S * 10/2011 Sieger D23/238

* cited by examiner

Primary Examiner — Robert Delehanty

(74) *Attorney, Agent, or Firm* — Von Rohrscheidt Patents

(57) **CLAIM**

The ornamental design for a kitchen faucet, as shown and described.

DESCRIPTION

FIG. 1 illustrates a tilted side view of an embodiment of the kitchen faucet showing the new design.

FIG. 2 illustrates another tilted side view of the kitchen faucet in FIG. 1.

FIG. 3 illustrates a rear view of the kitchen faucet in FIG. 1.

FIG. 4 illustrates a side view of the kitchen faucet in FIG. 1.


FIG. 5 illustrates a rear view of the kitchen faucet in FIG. 1.

FIG. 6 illustrates a side view of the kitchen faucet in FIG. 1;

and,

FIG. 7 illustrates a top view of the kitchen faucet in FIG. 1.

1 Claim, 3 Drawing Sheets






FIG. 1




FIG. 2




FIG. 3

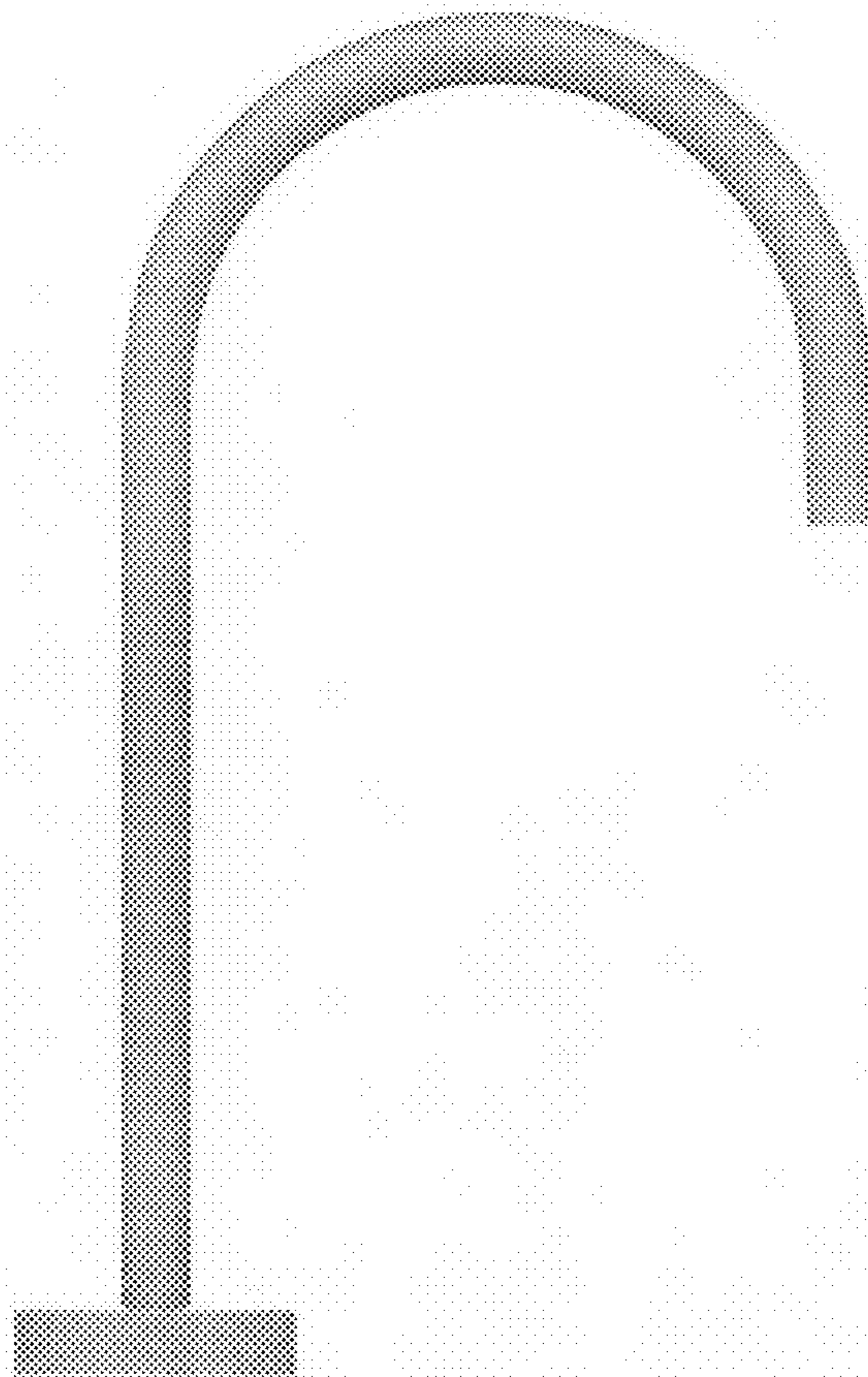


FIG. 4




FIG. 5

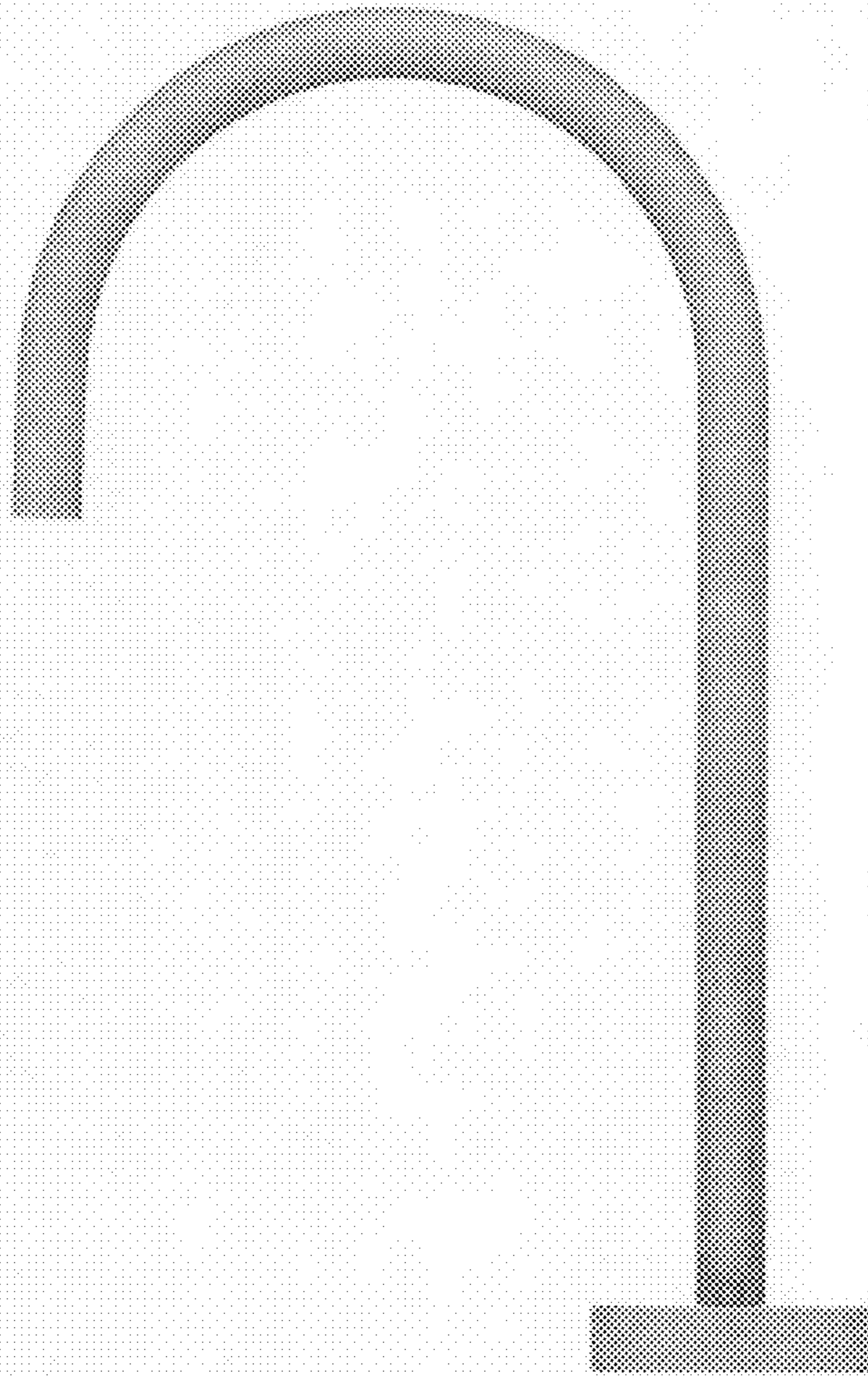


FIG. 6




FIG. 7