

US00D662181S

(12) **United States Design Patent**
Thun

(10) **Patent No.:** **US D662,181 S**
(45) **Date of Patent:** **** Jun. 19, 2012**

(54) **SINK FAUCET**

(75) Inventor: **Matteo Thun**, Milan (IT)

(73) Assignee: **Aloys F. Dornbracht GmbH & Co. KG**, Iserlohn (DE)

(**) Term: **14 Years**

(21) Appl. No.: **29/373,736**

(22) Filed: **May 17, 2011**

(30) **Foreign Application Priority Data**

Dec. 9, 2010 (EP) 001248983

(51) **LOC (9) Cl.** **23-01**

(52) **U.S. Cl.** **D23/238**

(58) **Field of Classification Search** D23/238,
D23/241-243, 255, 257, 250; 4/675-378;
137/801

See application file for complete search history.

(56) **References Cited**

U.S. PATENT DOCUMENTS

D615,162 S * 5/2010 Pan D23/255

D649,223 S * 11/2011 Lobermeier et al. D23/238

* cited by examiner

Primary Examiner — Robert Delehanty

(74) *Attorney, Agent, or Firm* — Von Rohrscheldt

(57) **CLAIM**

The ornamental design for sink faucet, as shown and described.

DESCRIPTION

FIG. 1 illustrates a tilted side view of an embodiment of the sink faucet showing the new design.

FIG. 2 illustrates another tilted side view of the sink faucet in FIG. 1.

FIG. 3 illustrates a left side view of the sink faucet in FIG. 1.


FIG. 4 illustrates a right side view of the sink faucet in FIG. 1.

FIG. 5 illustrates a rear view of the sink faucet in FIG. 1.

FIG. 6 illustrates a front view of the sink faucet in FIG. 1; and,

FIG. 7 illustrates a top view of the sink faucet in FIG. 1.

1 Claim, 4 Drawing Sheets






FIG. 1




FIG. 2




FIG. 3




FIG. 4




FIG. 5




FIG. 6



FIG. 7