

US00D662173S

(12) **United States Design Patent**
Ito

(10) **Patent No.:** **US D662,173 S**
(45) **Date of Patent:** **** Jun. 19, 2012**

(54) **LIP AND PIN PORTIONS OF FISHING LURE**

(75) Inventor: **Koichi Ito**, Hamamatsu (JP)

(73) Assignee: **Megabass Inc.**, Hamamatsu-shi,
Shizuoka (JP)

(**) Term: **14 Years**

(21) Appl. No.: **29/403,474**

(22) Filed: **Oct. 6, 2011**

(51) **LOC (9) Cl.** **22-05**

(52) **U.S. Cl.** **D22/133**

(58) **Field of Classification Search** D22/126-133;
43/42.31, 42.22, 42.45, 42.35, 42.36, 26.2,
43/26.1

See application file for complete search history.

(56) **References Cited**

U.S. PATENT DOCUMENTS

5,134,799	A *	8/1992	Trnka	43/42.22
D338,256	S *	8/1993	Driscoll	D22/133
D345,003	S *	3/1994	Maleszewski, Jr.	D22/133
D351,211	S *	10/1994	Gowing	D22/133

D448,443	S *	9/2001	Kaven et al.	D22/133
D511,367	S *	11/2005	Bowling	D22/126
D621,469	S *	8/2010	Dennison et al.	D22/133

* cited by examiner

Primary Examiner — Catheri Oliver

(74) *Attorney, Agent, or Firm* — Birch, Stewart, Kolasch & Birch, LLP

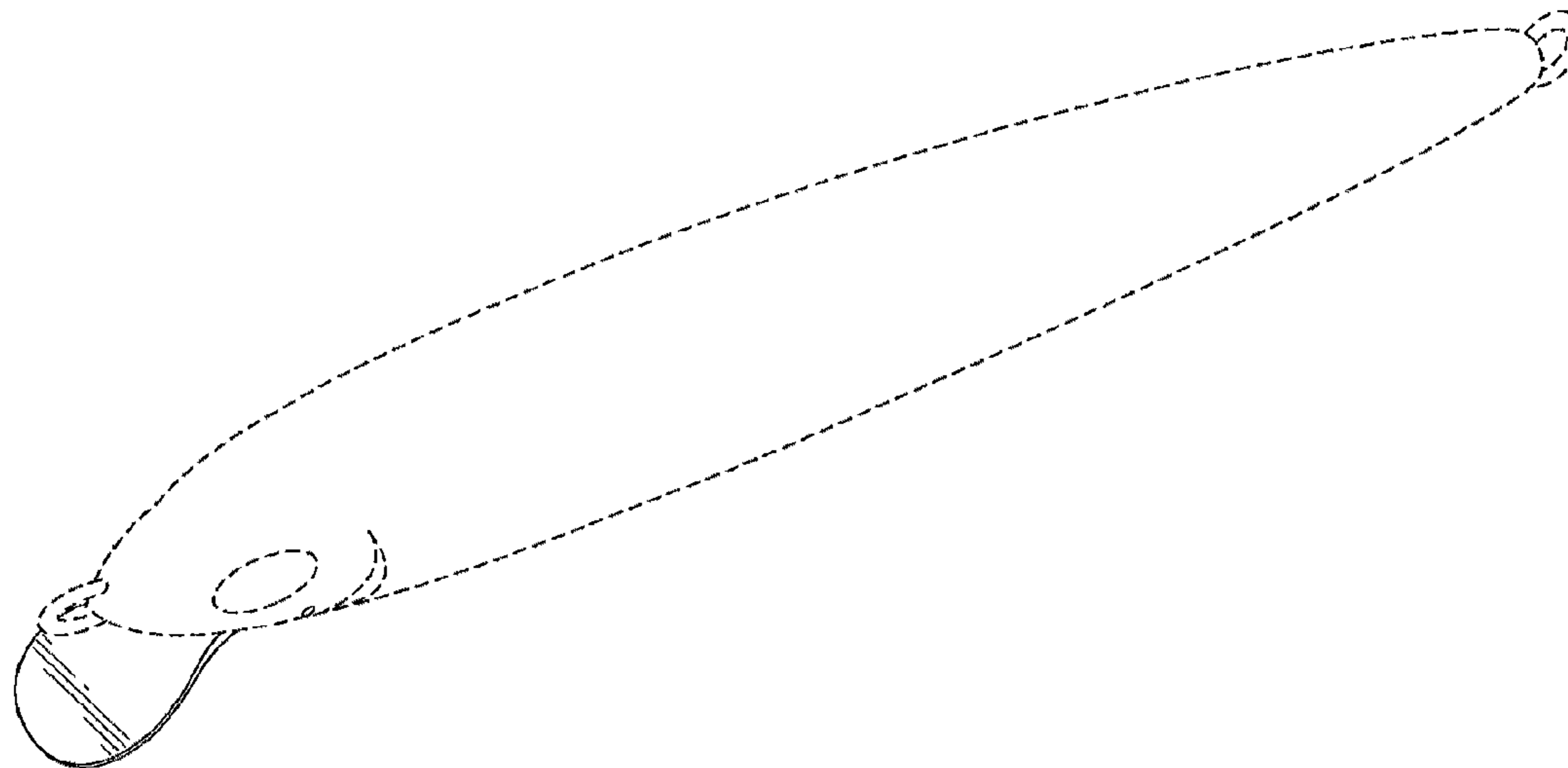
(57) **CLAIM**

The ornamental design for lip and pin portions of fishing lure, as shown and described.

DESCRIPTION

FIG. 1 is a front, right perspective view of the lip and pin portions of fishing lure showing my new design;
FIG. 2 is a front view thereof;
FIG. 3 is a rear view thereof;
FIG. 4 is a right side view thereof;
FIG. 5 is a left side view thereof;
FIG. 6 is a top plan view thereof; and,
FIG. 7 is a bottom plan view thereof.
The broken line showing is for illustrative purposes only and forms no part of the claimed design.

1 Claim, 4 Drawing Sheets



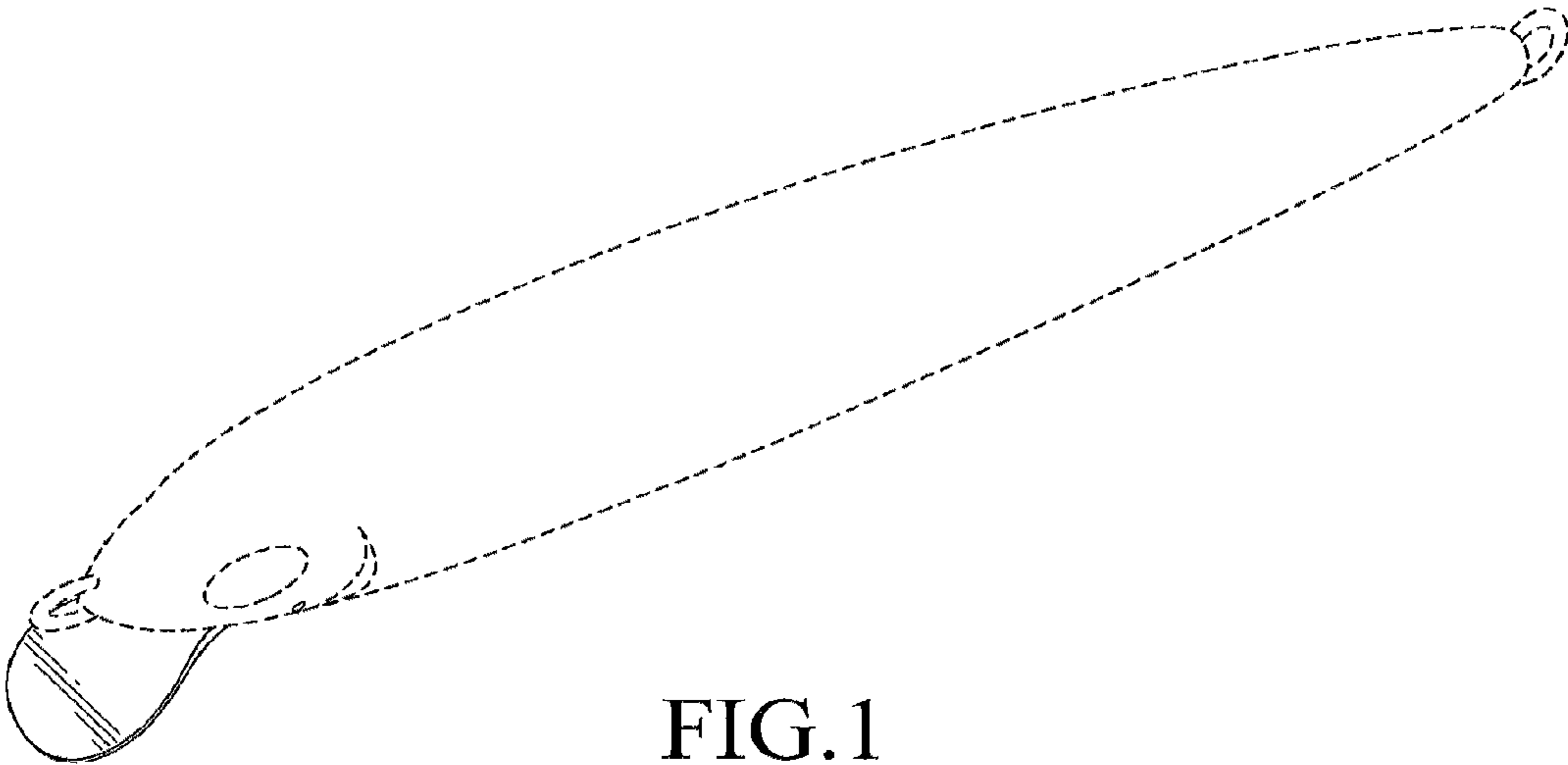


FIG.1

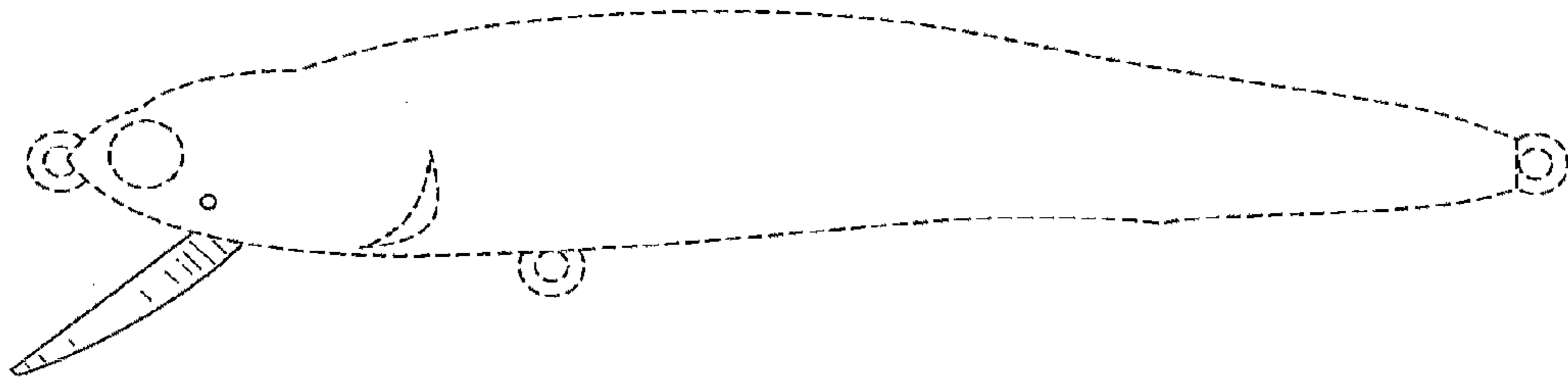


FIG. 2

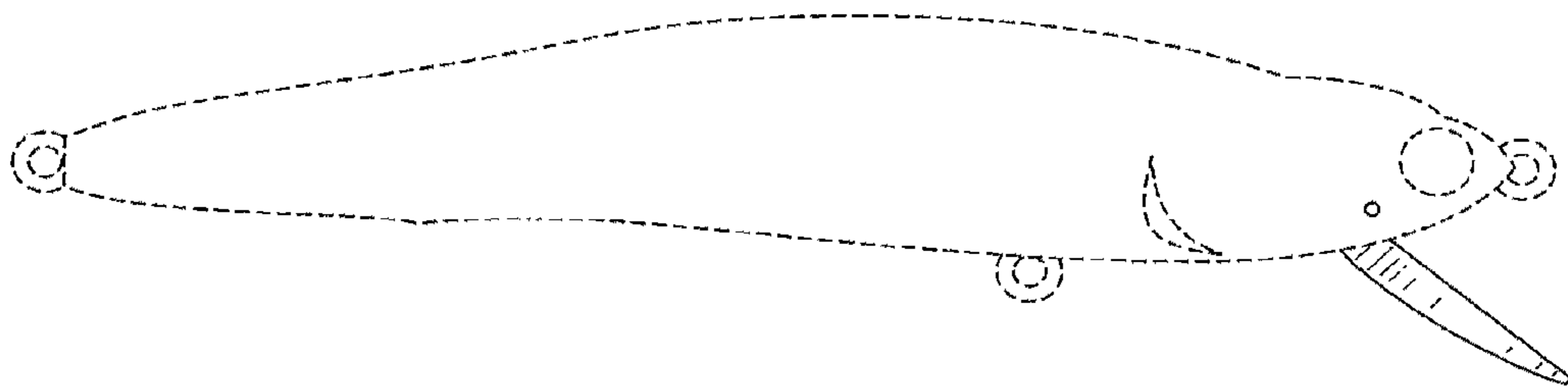


FIG. 3




FIG. 4

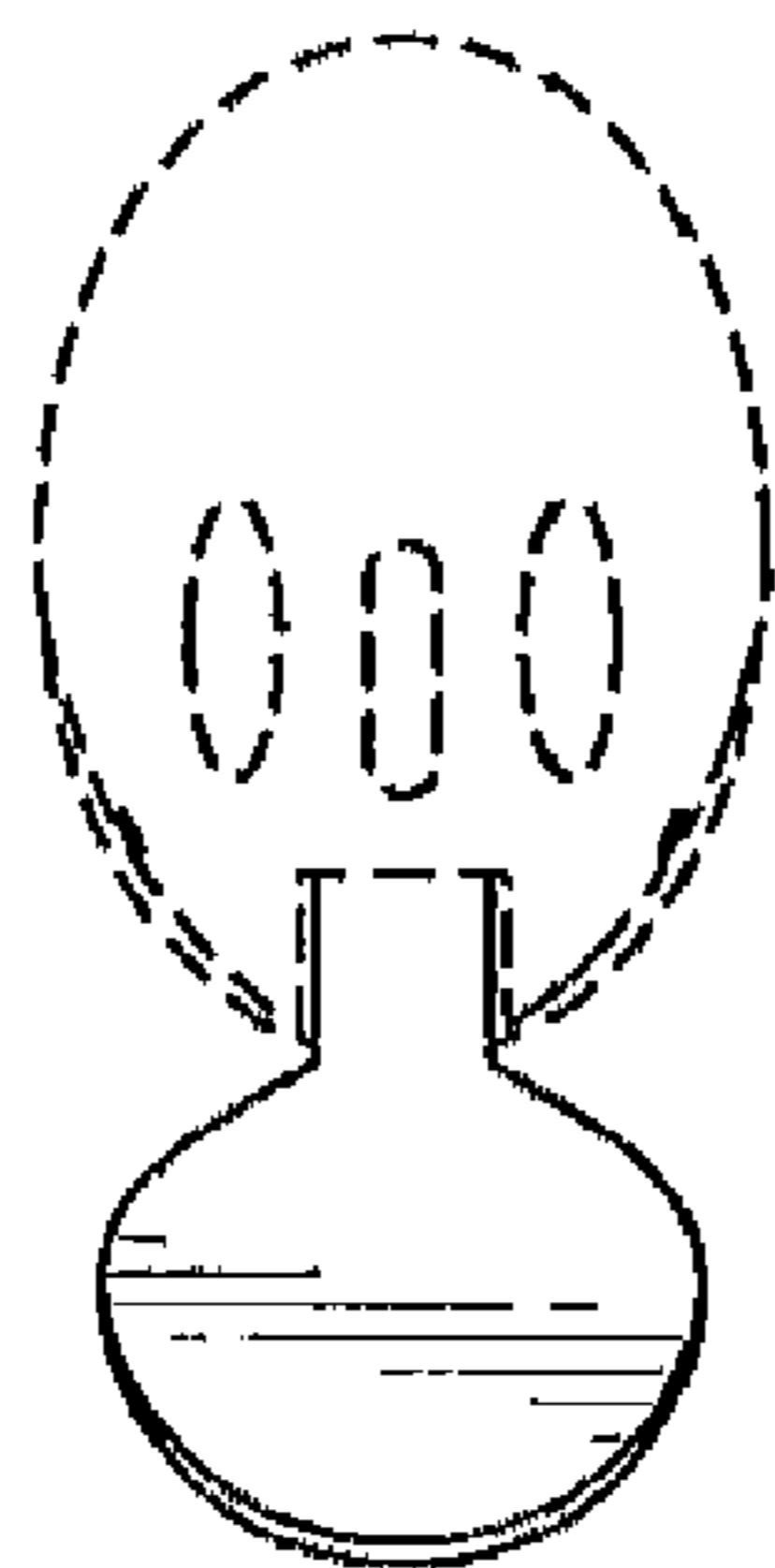


FIG. 5



FIG. 6



FIG. 7