

US00D662172S

(12) **United States Design Patent**  
**Rago**

(10) **Patent No.:** **US D662,172 S**  
(45) **Date of Patent:** **\*\* Jun. 19, 2012**

(54) **SINGLE JOINTED SWIM BAIT FISHING  
LURE DESIGN**

(76) Inventor: **Gerald Steve Rago**, Bishop, CA (US)

(\*\*) Term: **14 Years**

(21) Appl. No.: **29/408,259**

(22) Filed: **Dec. 8, 2011**

(51) **LOC (9) Cl.** ..... **22-05**

(52) **U.S. Cl.** ..... **D22/131**

(58) **Field of Classification Search** ..... D22/126-133;  
43/42.15, 42.33, 42.35, 42.22, 42.32, 42.34,  
43/42.48

See application file for complete search history.

(56) **References Cited**

**U.S. PATENT DOCUMENTS**

1,557,644	A	*	10/1925	Andersen	.....	43/35
4,176,490	A	*	12/1979	Philips	.....	43/42.15
D278,738	S	*	5/1985	Hargreaves	.....	D22/126
D542,882	S	*	5/2007	Scott	.....	D22/133

D570,444	S	*	6/2008	Scott et al.	.....	D22/131
D619,197	S	*	7/2010	Anderson et al.	.....	D22/131
D624,147	S	*	9/2010	Brandt	.....	D22/131

\* cited by examiner

*Primary Examiner* — Catheri Oliver

(74) *Attorney, Agent, or Firm* — Richard T. Ogawa; Ogawa P.C.

(57) **CLAIM**

I claim the ornamental design for single jointed swim bait fishing lure design, as shown and described.

**DESCRIPTION**

FIG. 1 is a top view of a single jointed swim bait fishing lure design showing my new design;

FIG. 2 is a side view of the design shown in FIG. 1;

FIG. 3 is a bottom view of the design shown in FIG. 1;

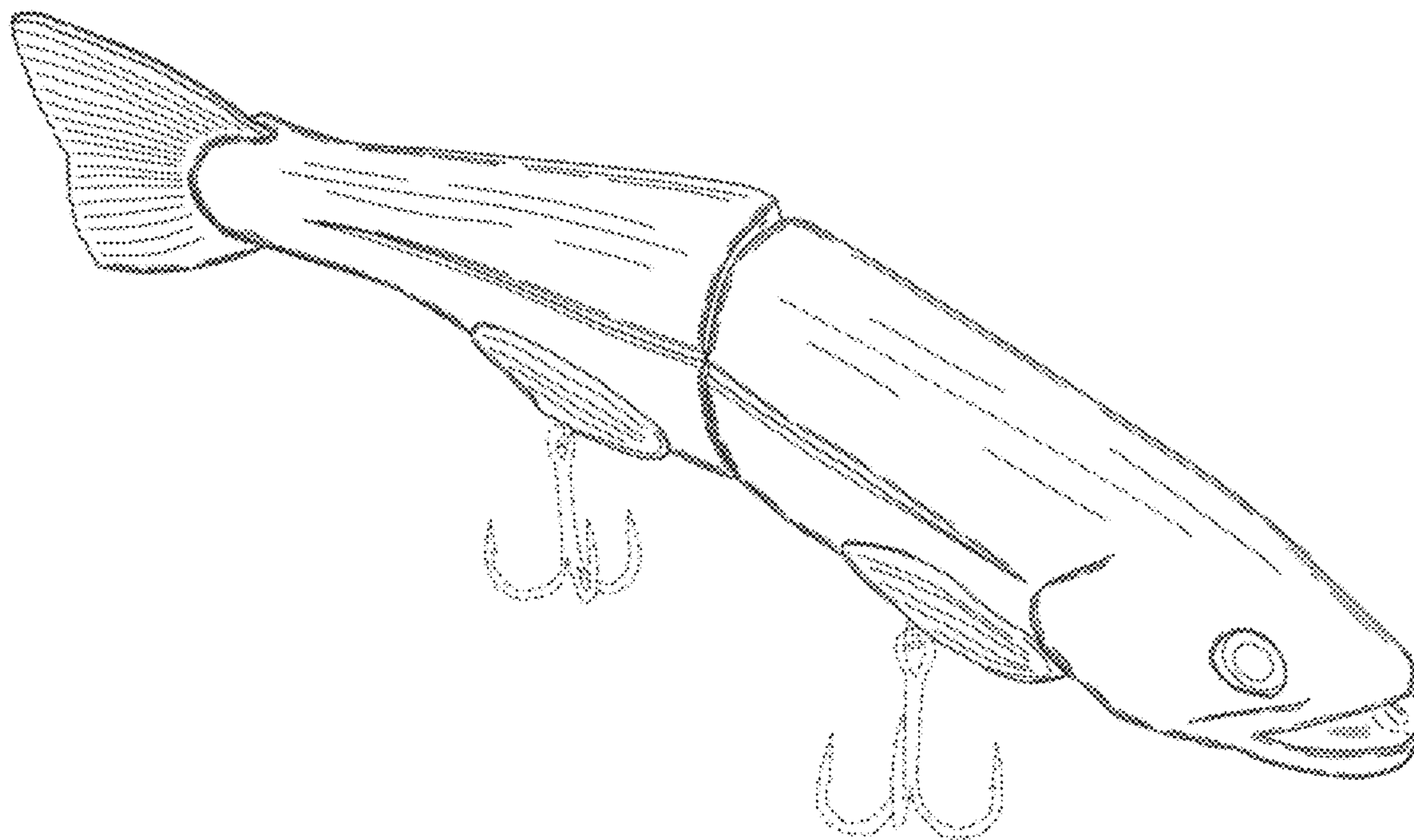
FIG. 4 is a front view of the design shown in FIG. 1;

FIG. 5 is a rear view of the design shown in FIG. 1; and,

FIG. 6 is a perspective view of the design of FIG. 1.

The broken lines in the drawings depict parts of the portion of fish bait design that are not part of the claim. The broken lines and the structures and features they depict form no part of the claimed design.

**1 Claim, 6 Drawing Sheets**



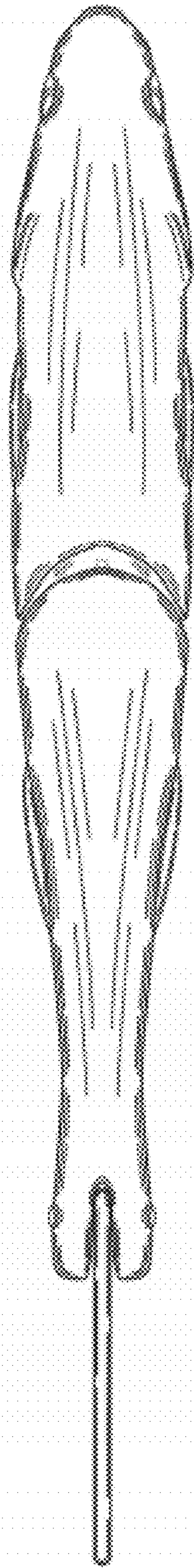


FIG. 1

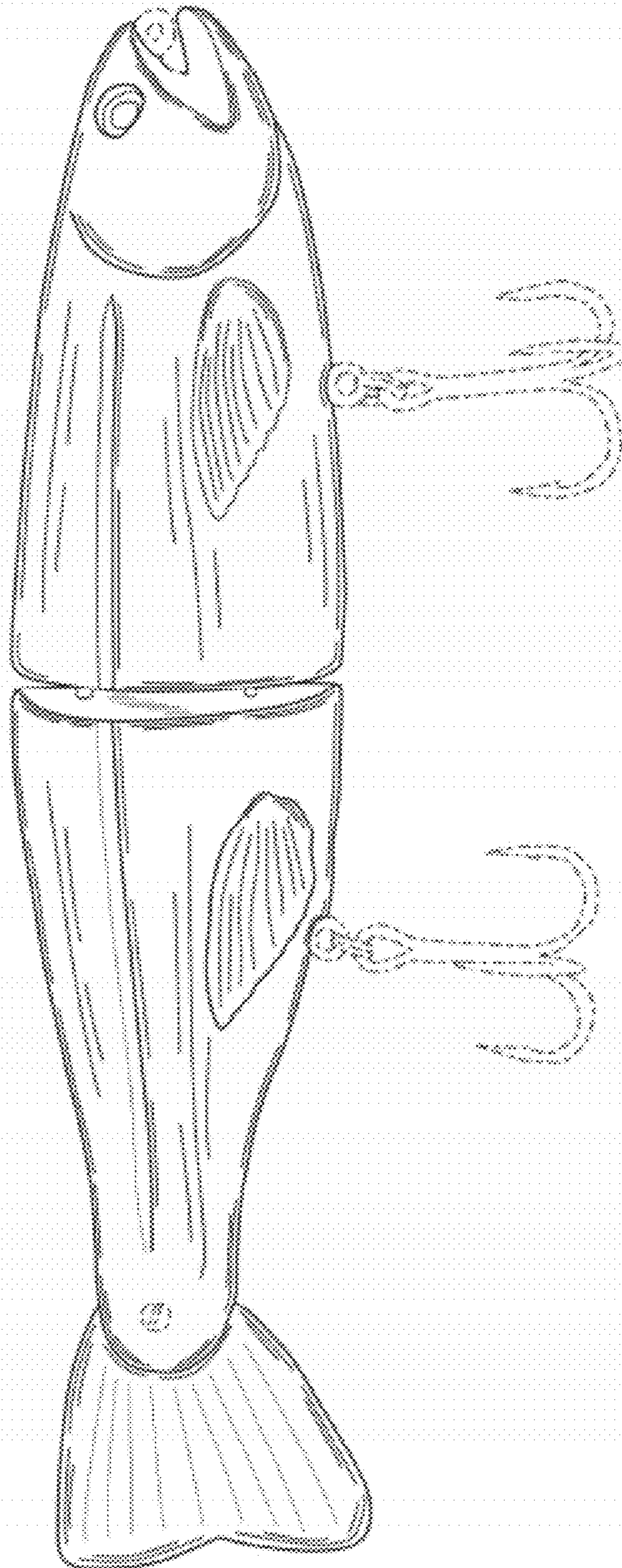


FIG. 2

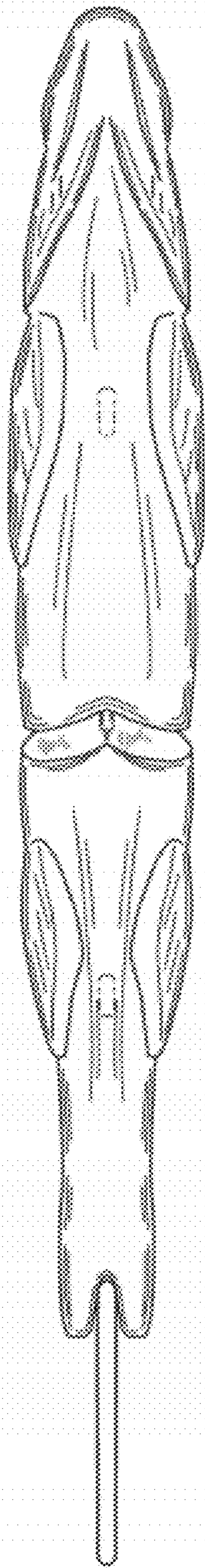


FIG. 3

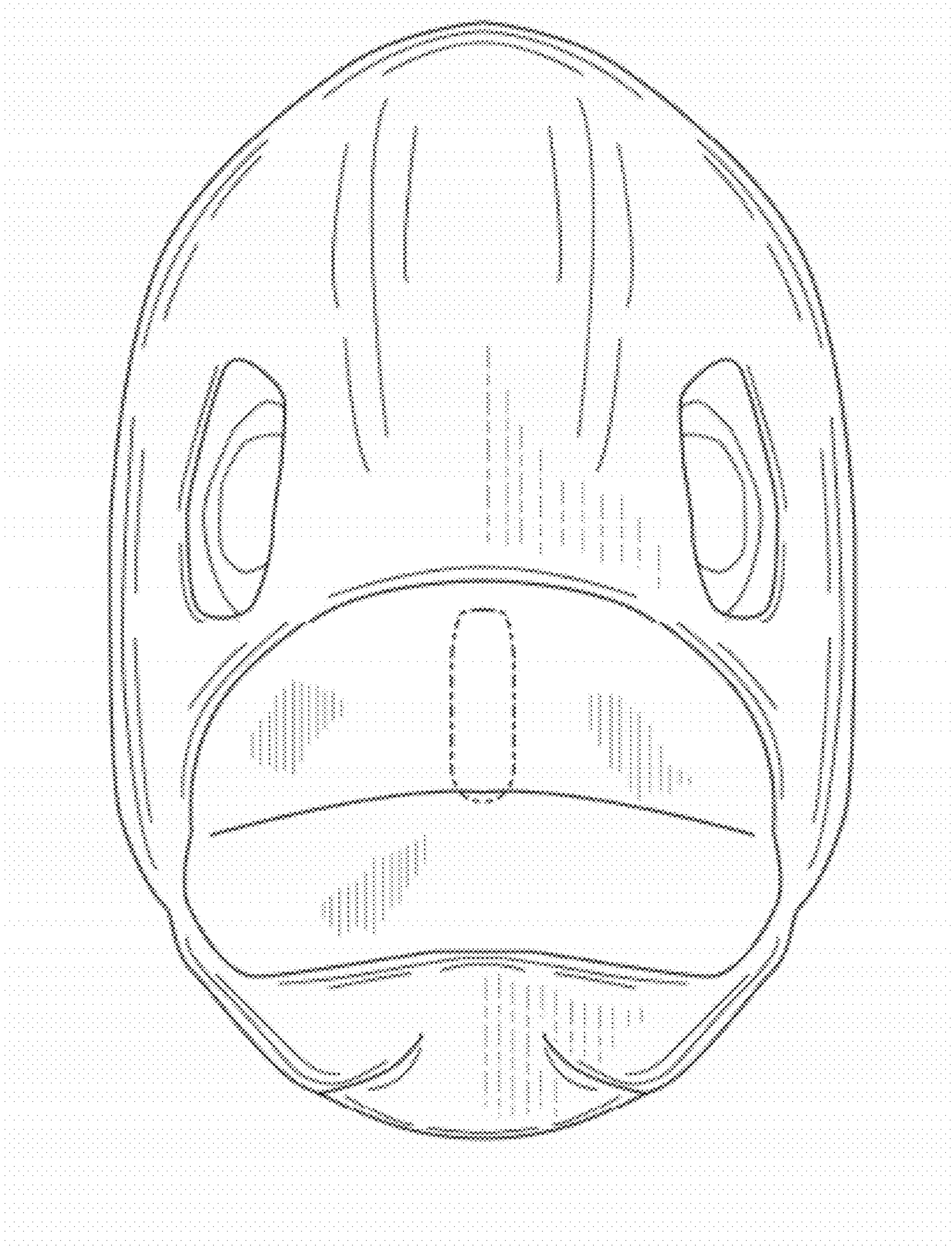


FIG. 4

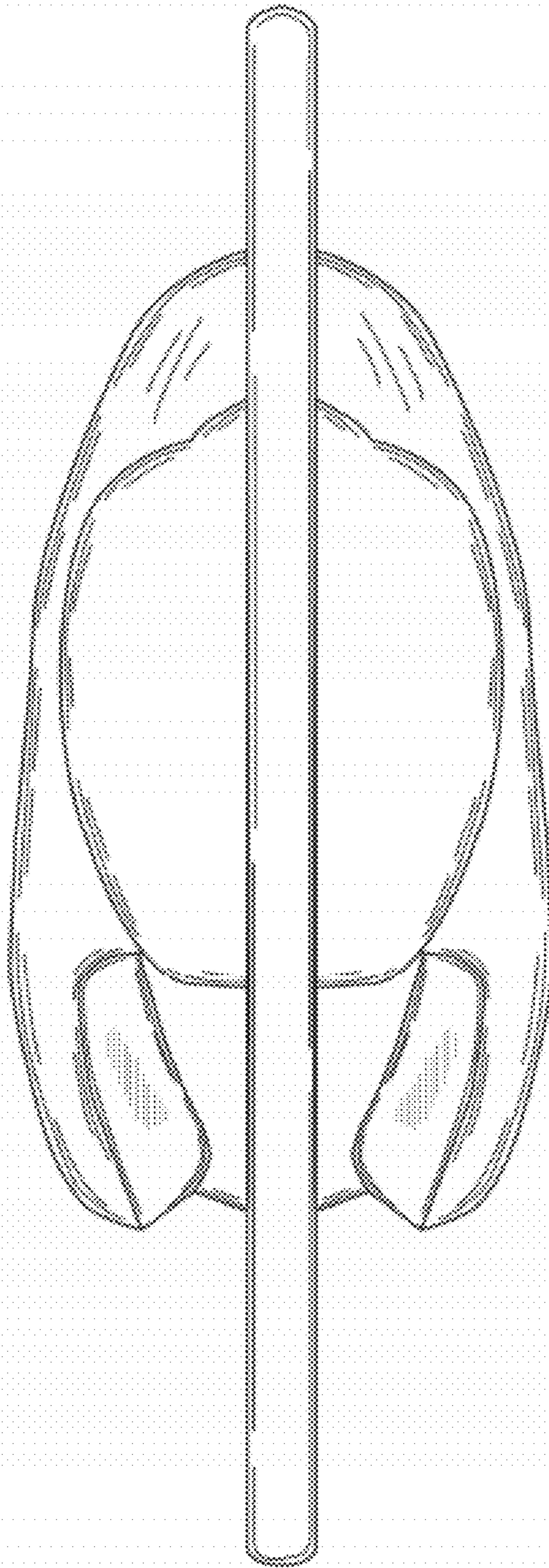


FIG. 5

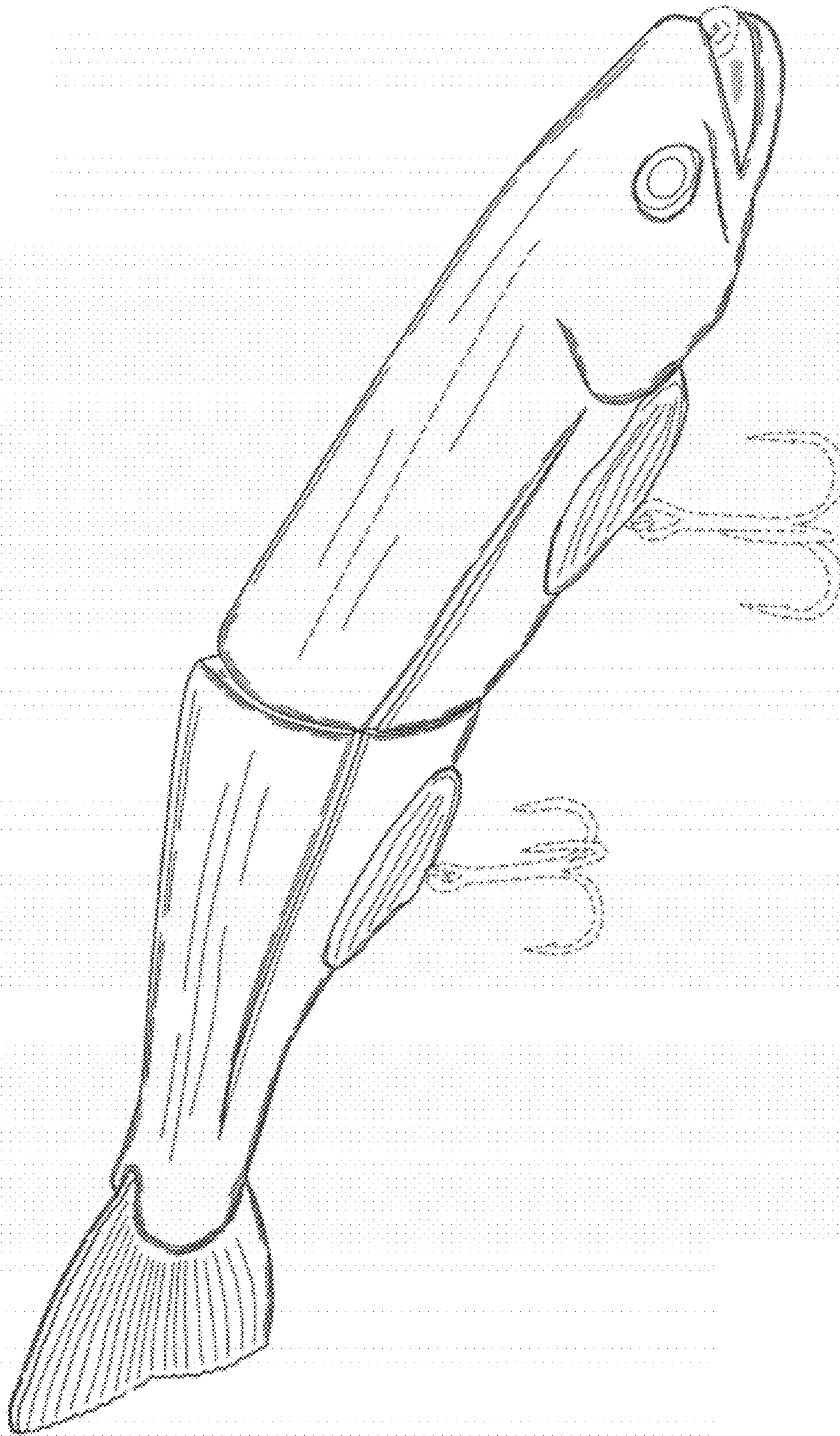


FIG. 6