



US00D662165S

(12) **United States Design Patent**
Kragerud

(10) **Patent No.:** **US D662,165 S**

(45) **Date of Patent:** **** Jun. 19, 2012**

(54) **GOLF BALL MARKER**

(76) **Inventor:** **Bret Kragerud, Kent, WA (US)**

(**) **Term:** **14 Years**

(21) **Appl. No.:** **29/397,353**

(22) **Filed:** **Jul. 14, 2011**

(51) **LOC (9) Cl.** **21-02**

(52) **U.S. Cl.** **D21/794**

(58) **Field of Classification Search** D21/789,
D21/793-794; 473/285, 404-408

See application file for complete search history.

(56) **References Cited**

U.S. PATENT DOCUMENTS

D350,179	S	*	8/1994	Johnson	D21/794
5,356,133	A		10/1994	Bellagamba		
5,437,446	A	*	8/1995	Youngkin	473/409
5,476,258	A	*	12/1995	Frisone	473/404
D428,954	S		8/2000	Tate		
D480,444	S	*	10/2003	Marchessault et al.	D21/794
D488,528	S	*	4/2004	Kennedy	D21/793
D520,588	S		5/2006	Morgan		
D583,893	S	*	12/2008	Ruff	D21/794
D588,226	S	*	3/2009	Brown	D21/794
D616,953	S	*	6/2010	Shinki	D21/794

D630,284	S	*	1/2011	Desrosiers	D21/794
2005/0026727	A1	*	2/2005	Barouh	473/406
2008/0207356	A1	*	8/2008	Pekrol	473/406

OTHER PUBLICATIONS

Google Image Search, "Flat Golf Ball Marker Arrow," Jul. 1, 2011. 5 pages.

* cited by examiner

Primary Examiner — Mitchell Siegel

(74) *Attorney, Agent, or Firm* — George A. Leone; Citadel Patent Law

(57) **CLAIM**

The ornamental design for a golf ball marker, as shown and described.

DESCRIPTION

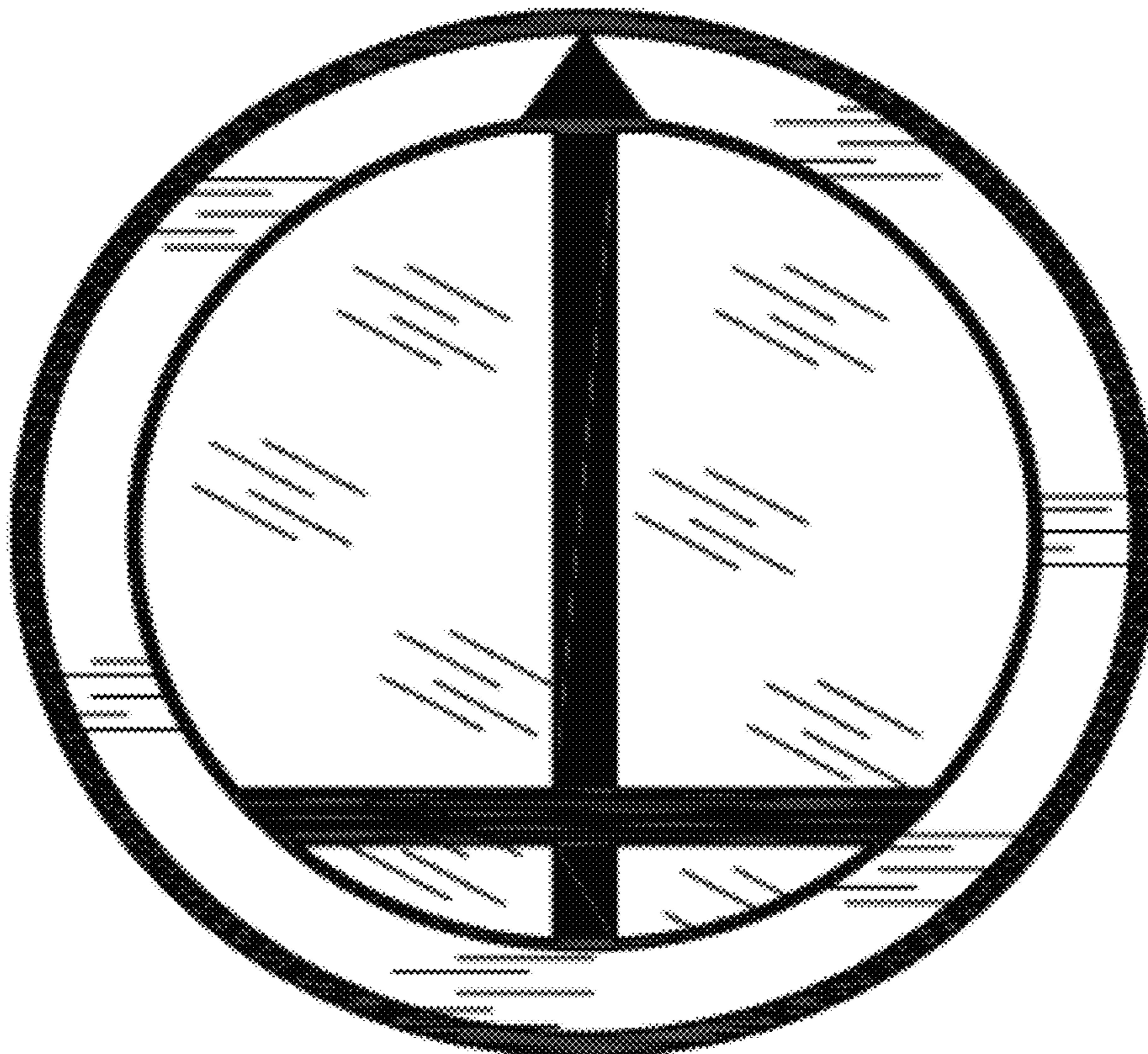
FIG. 1 is a top plan view of a golf ball marker showing my new design; and,

FIG. 2 is a perspective view thereof.

The back side of the golf ball marker forms no part of the claimed design.

Any broken line illustration of environmental structure in the drawing is not part of the design sought to be patented.

1 Claim, 1 Drawing Sheet



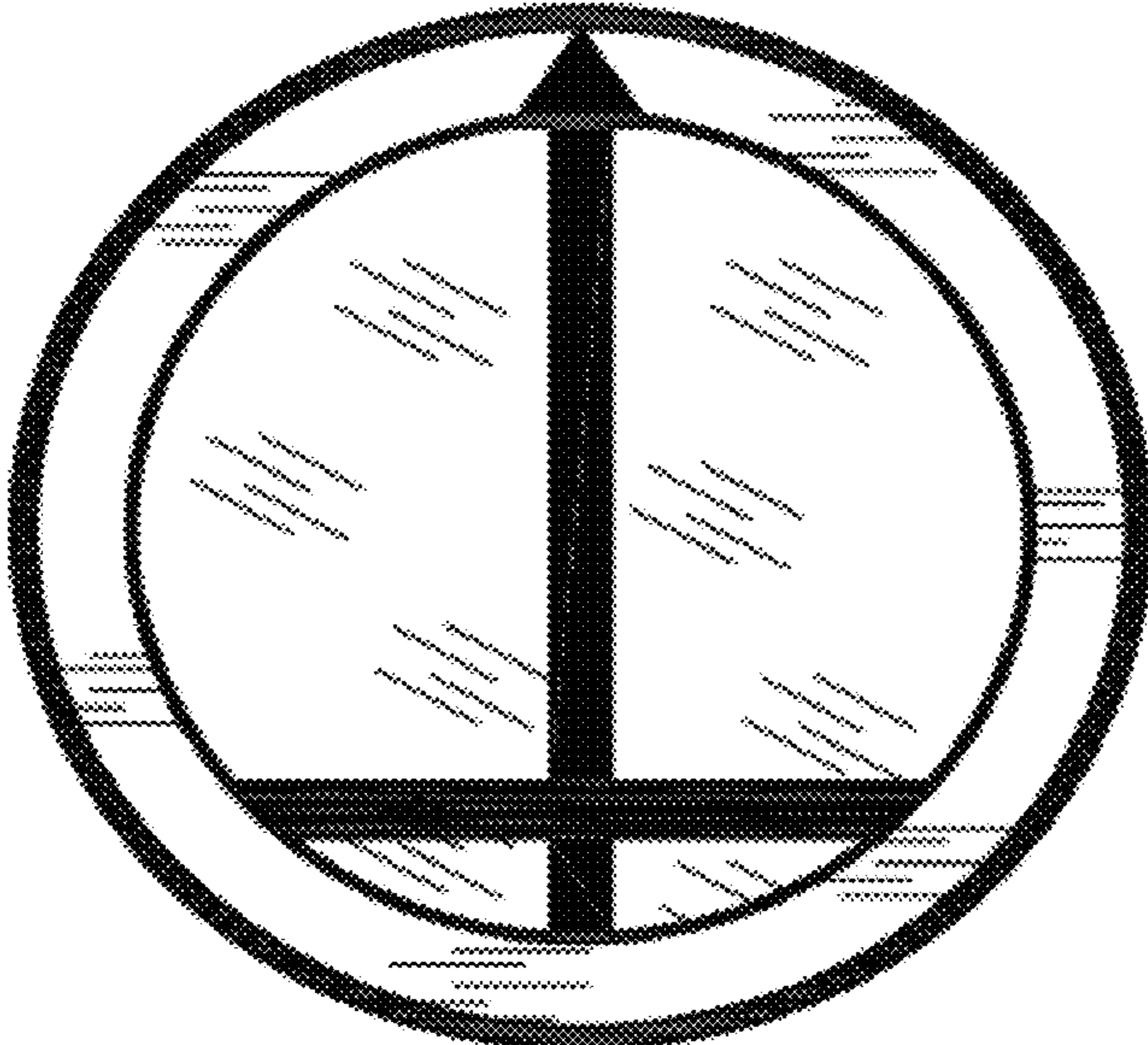


FIG. 1

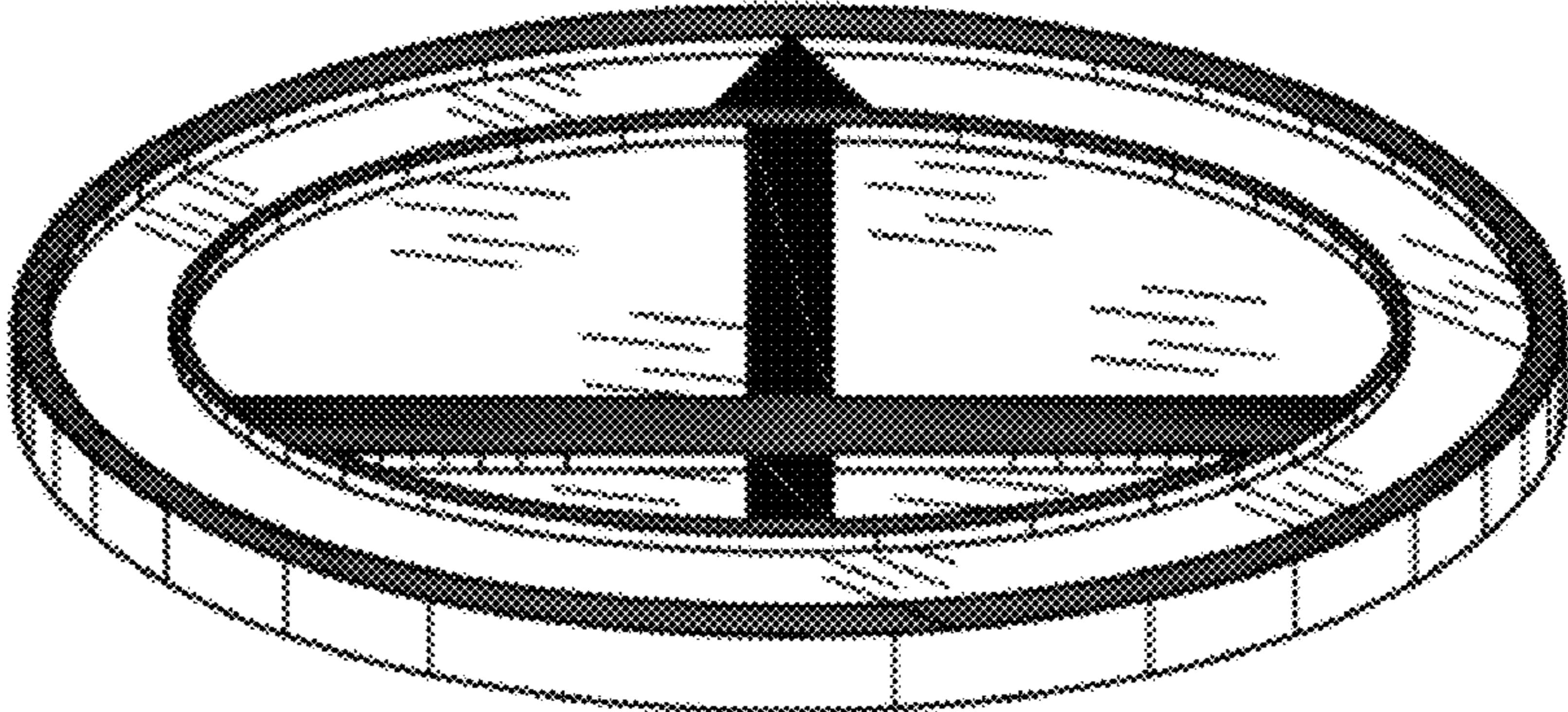


FIG. 2