



US00D662161S

(12) **United States Design Patent**
Miller

(10) **Patent No.:** **US D662,161 S**

(45) **Date of Patent:** **** Jun. 19, 2012**

(54) **EXERCISE DEVICE**

(76) Inventor: **Darron Miller**, Des Moines, IA (US)

(**) Term: **14 Years**

(21) Appl. No.: **29/396,254**

(22) Filed: **Jun. 28, 2011**

(51) **LOC (9) Cl.** **21-02**

(52) **U.S. Cl.** **D21/662; D21/679**

(58) **Field of Classification Search** D21/662,
D21/679-681, 686, 691-692, 694, 797-798;
482/33, 44-47, 49-51, 55, 91, 93, 104-106,
482/108-109, 113, 121, 123, 126-127, 139,
482/141, 148

See application file for complete search history.

(56) **References Cited**

U.S. PATENT DOCUMENTS

3,049,130	A *	8/1962	Fuschetti	132/333
D202,198	S *	9/1965	Wilson	D21/662
4,232,863	A *	11/1980	Roach	482/141
D267,420	S *	12/1982	Malachowsky	D21/681
4,605,222	A *	8/1986	Shannon	482/108
D290,485	S *	6/1987	Suponitsky	D21/681
4,718,666	A	1/1988	O'Donnell et al.		
4,852,873	A *	8/1989	O'Donnell et al.	482/126
D320,636	S *	10/1991	Eckler	D21/681

D324,894	S *	3/1992	Porcello	D21/679
D330,738	S *	11/1992	Lenhardt	D21/679
5,269,737	A *	12/1993	Sobotka	482/123
5,580,342	A *	12/1996	Johnson	482/105
5,605,520	A *	2/1997	Chen	482/46
D385,601	S *	10/1997	Uen	D21/679
D405,851	S *	2/1999	McBride	D21/662
D413,948	S *	9/1999	Dalebout	D21/687
6,022,302	A *	2/2000	McBride	482/121
D425,151	S *	5/2000	Landfair	D21/681
6,129,650	A	10/2000	Wedge, Jr.		
D447,779	S *	9/2001	Munger	D21/662
D456,863	S *	5/2002	Smithey	D21/679

* cited by examiner

Primary Examiner — Susan E Krakower

(57) **CLAIM**

The ornamental design for an exercise device, as shown and described.

DESCRIPTION


FIG. 1 is a front elevational view of an exercise device, showing my new design, the rear elevational view being a mirror image thereof;

FIG. 2 is a top plan view thereof;

FIG. 3 is a bottom plan view thereof; and,

FIG. 4 is a side elevational view from the left side of FIG. 1; and the side elevational view from the right side of FIG. 1 being a mirror image thereof.

1 Claim, 2 Drawing Sheets






Fig. 2

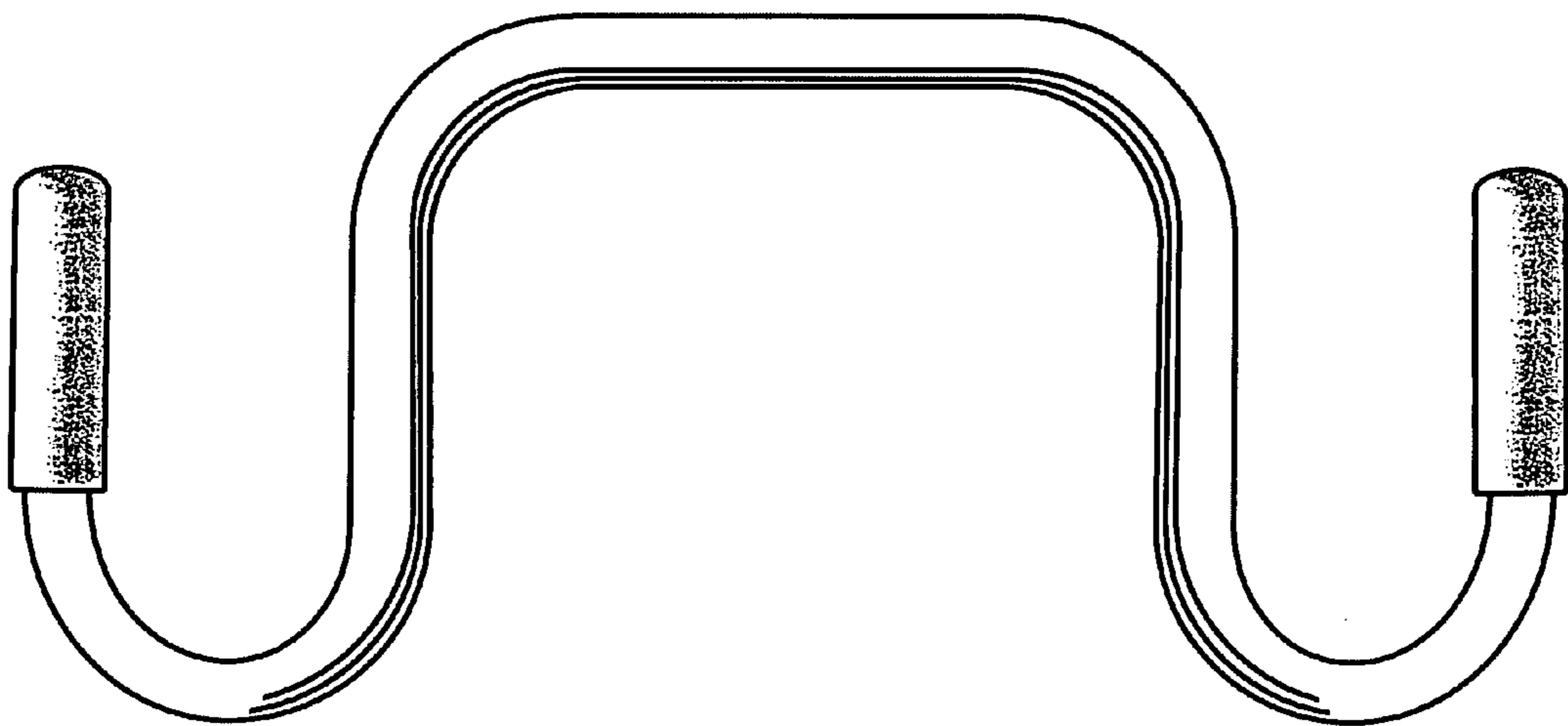


Fig. 1




Fig. 3



Fig. 4