



US00D662158S

(12) **United States Design Patent**  
**Shaw**

(10) **Patent No.:** **US D662,158 S**  
(45) **Date of Patent:** **\*\* Jun. 19, 2012**

(54) **TOY**  
(76) Inventor: **Richard Shaw**, Manchester (GB)  
(\*\*) Term: **14 Years**  
(21) Appl. No.: **29/365,166**  
(22) Filed: **Jul. 4, 2010**  
(30) **Foreign Application Priority Data**

Jan. 4, 2010 (EM) ..... 001187082-0001  
(51) **LOC (9) Cl.** ..... **21-01**  
(52) **U.S. Cl.** ..... **D21/611**  
(58) **Field of Classification Search** ..... D6/598;  
D9/609; D11/158; D21/576, 585, 587, 611-613;  
D30/160; 446/71-73, 97-98, 269, 292, 368-369  
See application file for complete search history.

(56) **References Cited**  
**U.S. PATENT DOCUMENTS**  
2,134,063 A \* 10/1938 Turchanyi ..... D21/611  
D125,945 S \* 3/1941 Steiner ..... D21/611  
D238,105 S \* 12/1975 Amend ..... D21/611

D305,251 S \* 12/1989 Bateman et al. .... D21/576  
D525,533 S \* 7/2006 Edwards ..... D9/609  
D559,476 S \* 1/2008 Rutherford ..... D30/160

**FOREIGN PATENT DOCUMENTS**  
EM 001187082-0001 A1 2/2010

**OTHER PUBLICATIONS**  
Product displayed on Jul. 3, 2009 in Huddersfield, United Kingdom in private exhibition to international business partners bound by confidentiality agreements.

\* cited by examiner  
*Primary Examiner* — Sandra Morris

(57) **CLAIM**  
I claim the ornamental design for a toy, as shown and described.

**DESCRIPTION**  
FIG. 1 is a front perspective view of the toy, showing my new design;  
FIG. 2 is a rear perspective view thereof; and,  
FIG. 3 is a right side view thereof.

**1 Claim, 3 Drawing Sheets**




FIG. 1




FIG. 2

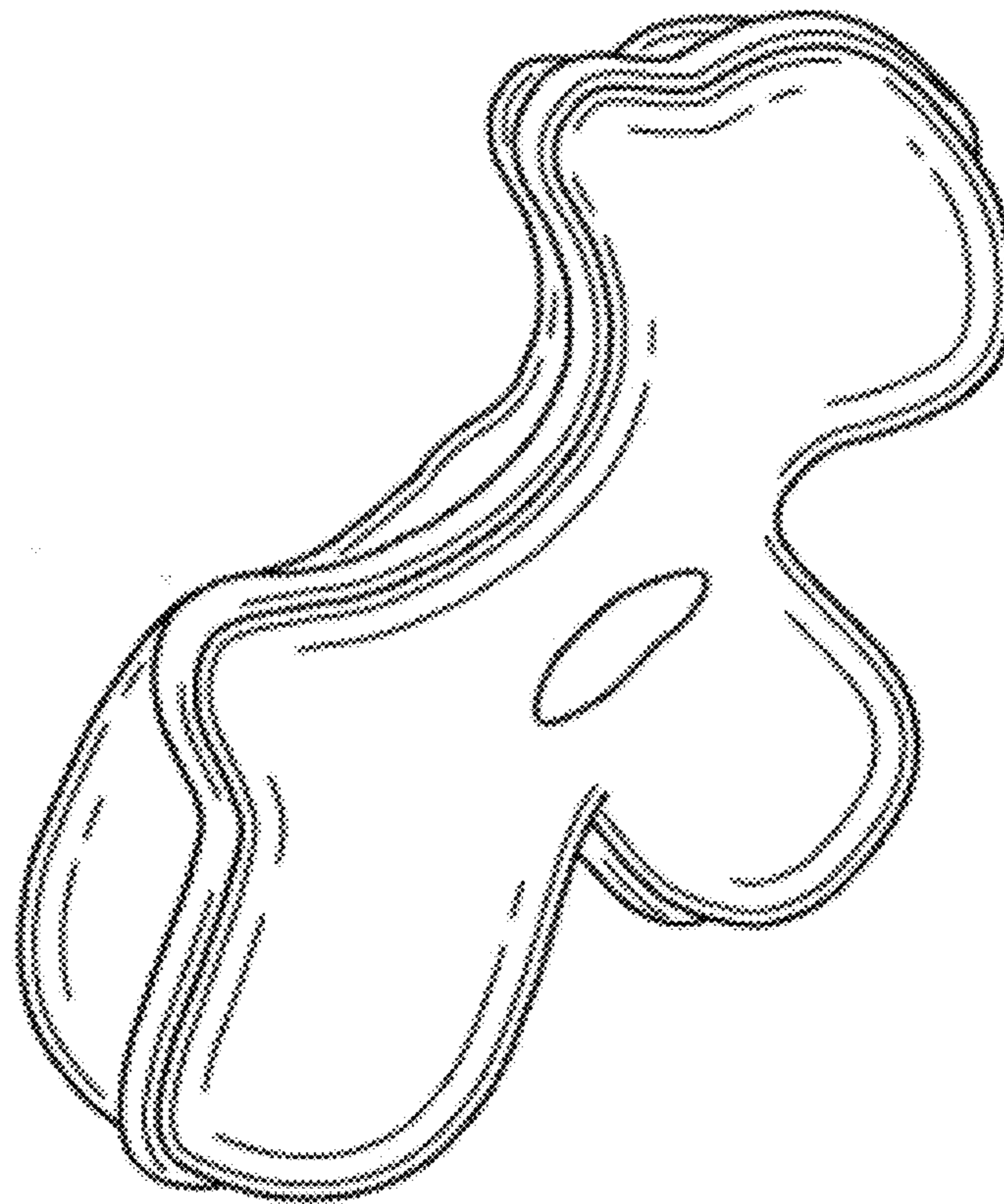


FIG. 3

