

US00D662144S

(12) **United States Design Patent**
Bengyak

(10) **Patent No.:** **US D662,144 S**

(45) **Date of Patent:** **** Jun. 19, 2012**

(54) **HAND SIGN**

(76) Inventor: **Christopher Edward Bengyak**, Vero Beach, FL (US)

(**) Term: **14 Years**

(21) Appl. No.: **29/374,157**

(22) Filed: **Jul. 9, 2011**

(51) **LOC (9) Cl.** **20-03**

(52) **U.S. Cl.** **D20/29; D20/33**

(58) **Field of Classification Search** D20/10, D20/19, 29-33, 36, 40, 99; 40/446, 538, 40/541, 584, 586; D2/615; D21/400; D28/63
See application file for complete search history.

(56) **References Cited**

U.S. PATENT DOCUMENTS

D360,653	S	*	7/1995	McKee	D20/33
D414,212	S	*	9/1999	Palardis	D20/29
D427,638	S	*	7/2000	Collins et al.	D20/10
D429,285	S	*	8/2000	Schini	D20/32
D633,152	S	*	2/2011	Scott	D20/33
D633,945	S	*	3/2011	Scott	D20/33
D641,791	S	*	7/2011	Scott	D20/33
D647,571	S	*	10/2011	Bengyak	D20/33

OTHER PUBLICATIONS

Foam Titan Sword—Oempromo.com <http://www.oempromo.com/product/Foam/F/Foam-Titan-Sword--18---111922.htm> pulled from the web on Oct. 31, 2011.*

(Continued)

Primary Examiner — Mary Ann Calabrese

(57) **CLAIM**

The ornamental design for a hand sign, as shown and described.

DESCRIPTION

FIG. 1 is a right-side elevational view of a first embodiment of a left-hand hand sign according to the invention;

FIG. 2 is a left-side elevational view of the left-hand hand sign of FIG. 1;

FIG. 3 is a reduced scale rear elevational view of the left-hand hand sign of FIG. 1;

FIG. 4 is a reduced scale top plan view of the left-hand hand sign of FIG. 1;

FIG. 5 is a reduced scale bottom plan view of the left-hand hand sign of FIG. 1;

FIG. 6 is a reduced scale front elevational view of the left-hand hand sign of FIG. 1;

FIG. 7 is a perspective view from below the rear of the left side of the left-hand hand sign of FIG. 2;

FIG. 8 is a perspective view from above the front of the left side of the left-hand hand sign of FIG. 2;

FIG. 9 is a left-side elevational view of a second embodiment of a right-hand hand sign according to the invention;

FIG. 10 is a right-side elevational view of the right-hand hand sign of FIG. 9;

FIG. 11 is a reduced scale front elevational view of the right-hand hand sign of FIG. 9;

FIG. 12 is a reduced scale top plan view of the right-hand hand sign of FIG. 9;

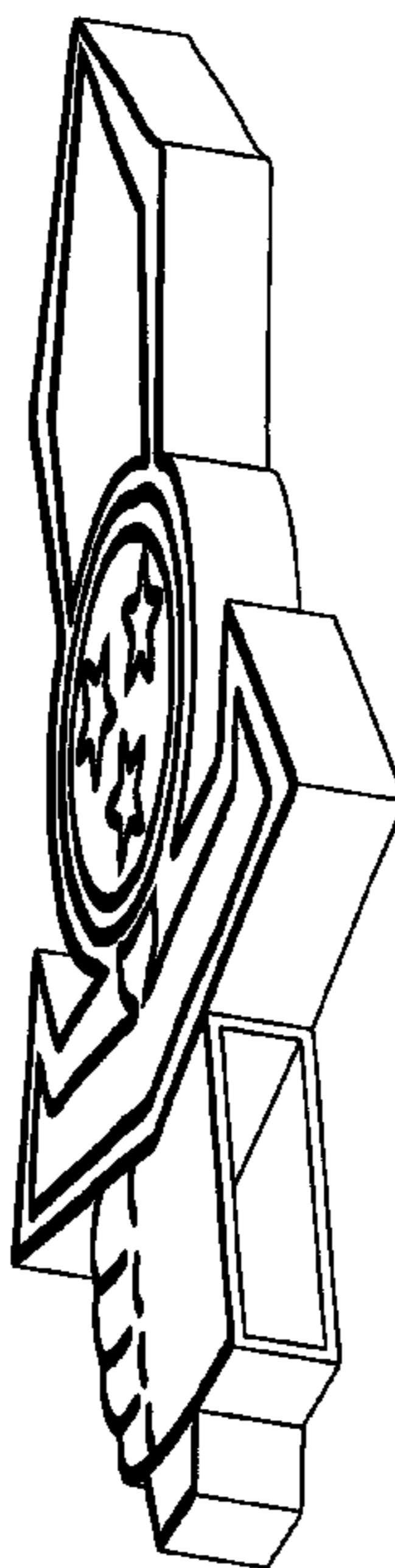
FIG. 13 is a reduced scale bottom plan view of the right-hand hand sign of FIG. 9;

FIG. 14 is a reduced scale rear elevational view of the right-hand hand sign of FIG. 9;

FIG. 15 is a perspective view from below the rear of the right side of the right-hand hand sign of FIG. 10; and,

FIG. 16 is a perspective view from above the front of the right side of the right-hand hand sign of FIG. 10.

1 Claim, 10 Drawing Sheets



OTHER PUBLICATIONS

Captain America Shields—80stees.com http://www.80stees.com/pages/t-shirts/Comic_Book_t-shirts/Captain-America-Shields.asp
pulled from the web on Nov. 17, 2011.*

Badge-Shaped Captain America Shield (Three Stars)—Dark—
Minimate Database <http://www.minimatedatabase.com/acc.php?i=807> pulled from the web on Nov. 17, 2011.*

* cited by examiner




FIG. 1




FIG. 2

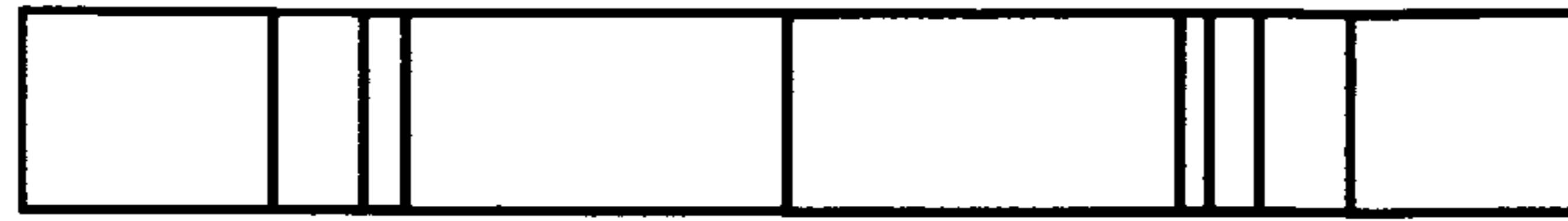


FIG. 4




FIG. 3



FIG. 6

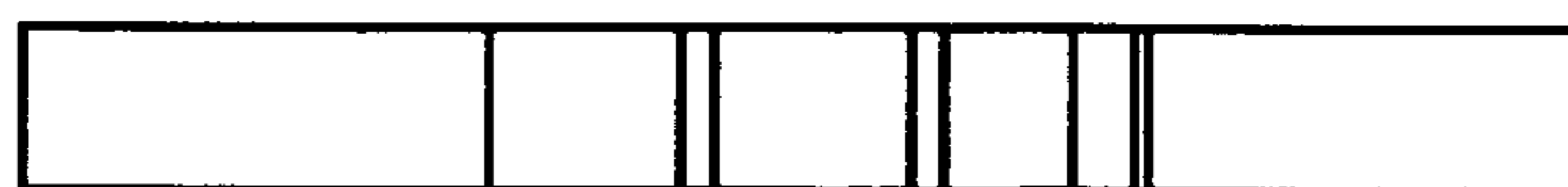


FIG. 5

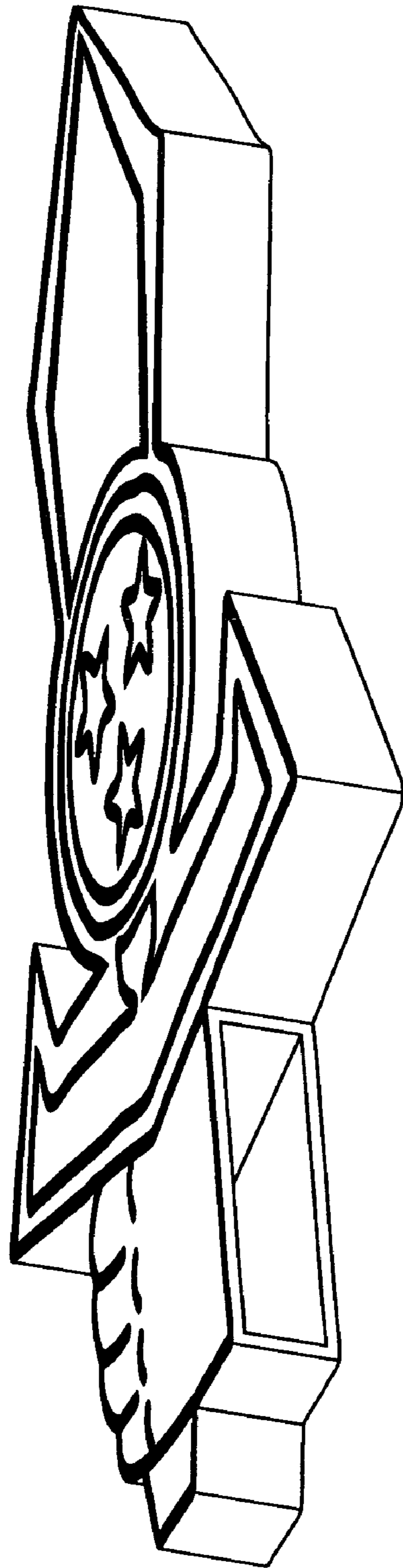


FIG. 7

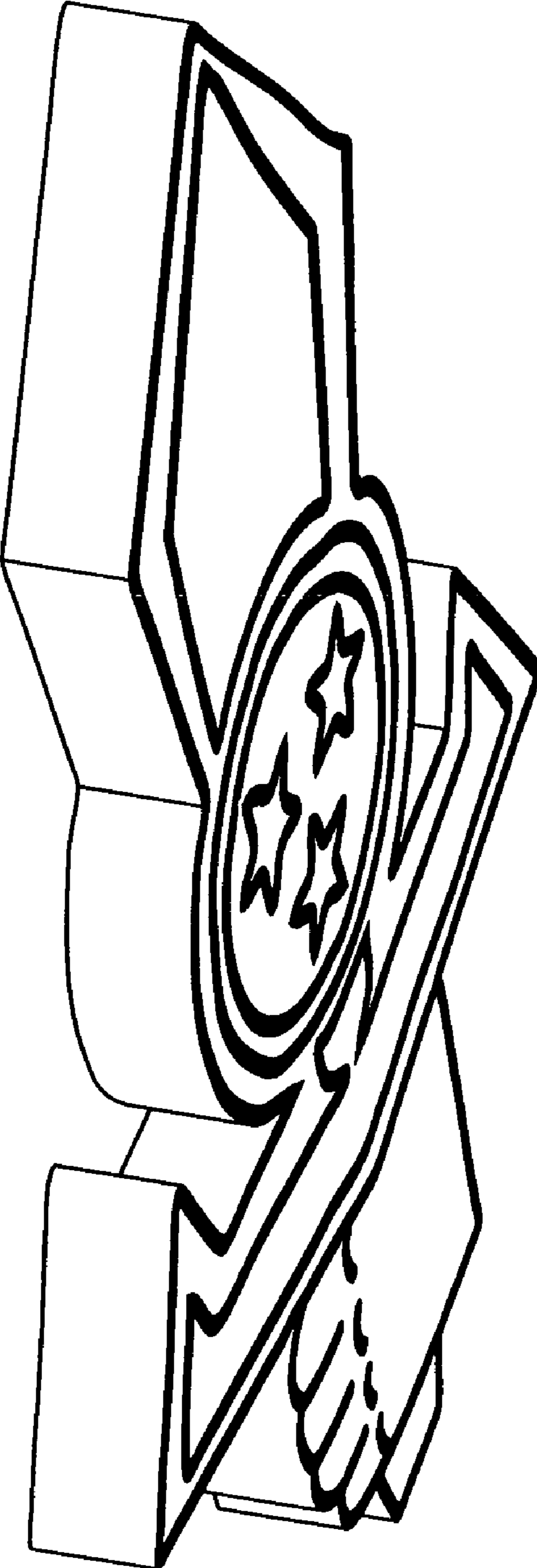


FIG. 8




FIG. 9




FIG. 10



FIG. 12




FIG. 11



FIG. 14



FIG. 13

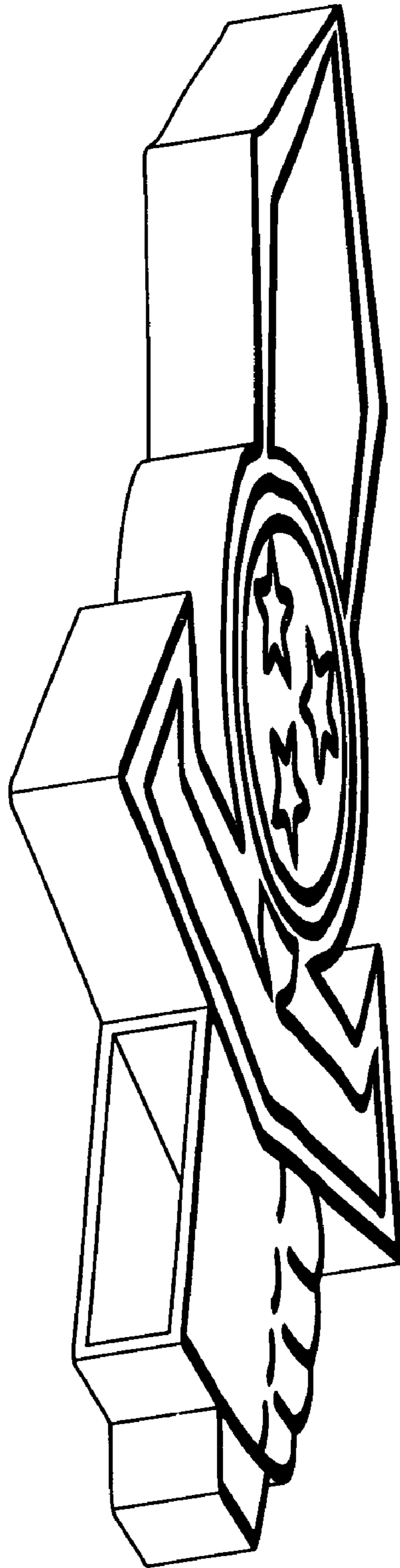


FIG. 15

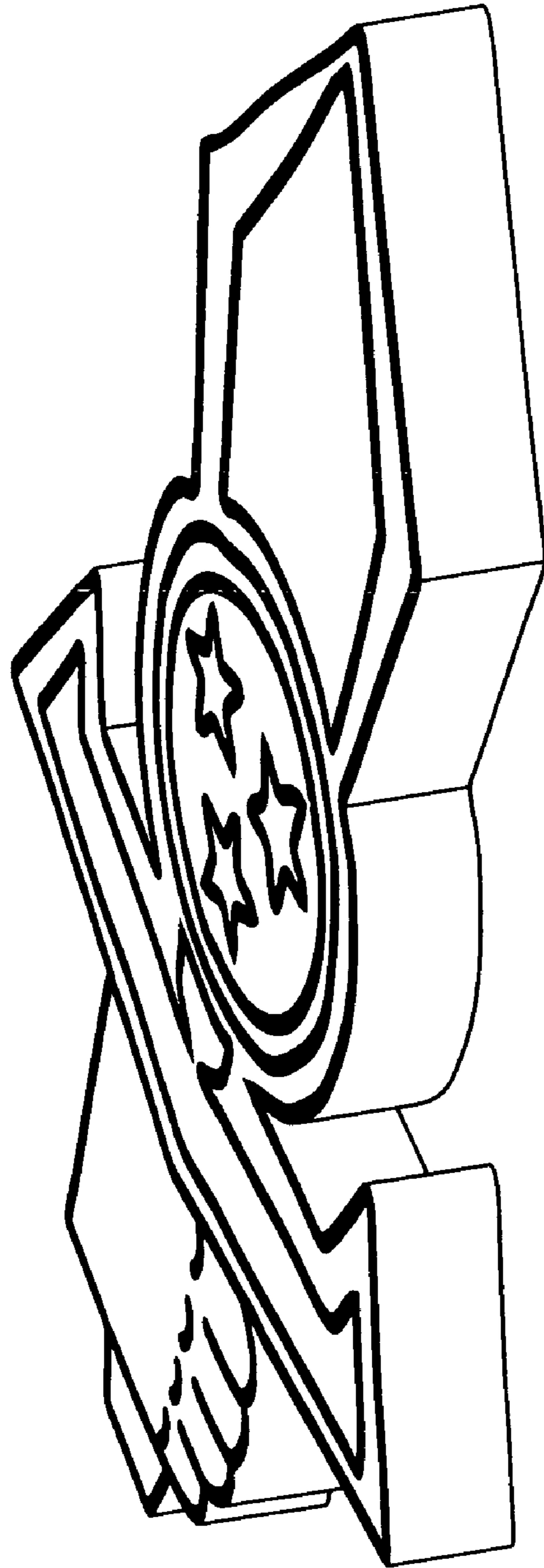


FIG. 16