

US00D662135S

(12) **United States Design Patent**
Fleming et al.

(10) **Patent No.:** **US D662,135 S**
(45) **Date of Patent:** **** Jun. 19, 2012**

(54) **GRAPHING POCKET CHART**

(75) Inventors: **Lisa Nixon Fleming**, Greensboro, NC (US); **Kelly Dong Warfield**, Greensboro, NC (US)

(73) Assignee: **Carson-Dellosa Publishing Co. Inc.**, Greensboro, NC (US)

(**) Term: **14 Years**

(21) Appl. No.: **29/356,028**

(22) Filed: **Feb. 18, 2010**

Related U.S. Application Data

(63) Continuation of application No. 29/324,295, filed on Sep. 10, 2008, now abandoned.

(51) **LOC (9) Cl.** **19-07**

(52) **U.S. Cl.** **D19/64**

(58) **Field of Classification Search** D19/90,
D19/3, 20, 59-64, 86; D6/512, 553; D20/40;
40/122, 107; 428/13; 434/190-191, 188,
434/428-430, 433; D21/398, 547; 283/2
See application file for complete search history.

(56) **References Cited**

U.S. PATENT DOCUMENTS

D311,026 S	10/1990	DePoyster	D19/25
D312,279 S	11/1990	Walsh	D19/52
D316,107 S	4/1991	Lockner	D19/64
D334,597 S	4/1993	Busquets	D20/40
D350,775 S	9/1994	Salmi	D20/40
D382,923 S	8/1997	Rehbein	D21/627
D390,053 S	2/1998	Waters	D6/512
5,800,182 A *	9/1998	Carson et al.	434/430
D428,680 S	7/2000	Hildebrand et al.	D99/34
D444,501 S *	7/2001	Carson et al.	D19/59
D456,453 S	4/2002	McCravy	D19/86

D457,195 S *	5/2002	Thadani	D21/398
D466,935 S	12/2002	Carson et al.	D19/62
D469,468 S	1/2003	Carson et al.	D19/62
D484,726 S	1/2004	Bendel	D6/571
D500,801 S	1/2005	Bowling	D19/90
D544,542 S	6/2007	Carson	D19/59
7,273,375 B2 *	9/2007	Wolf et al.	434/188
D554,701 S	11/2007	Kranz	D19/3
7,293,379 B2 *	11/2007	Paulos	40/107
D569,439 S	5/2008	Fleming et al.	D19/59
D569,912 S	5/2008	Fleming et al.	D19/59
D577,770 S	9/2008	Zurcher et al.	D19/59
D630,248 S *	1/2011	Walmer	D19/59

* cited by examiner

Primary Examiner — T. Chase Nelson

Assistant Examiner — Mark Cavanna

(74) *Attorney, Agent, or Firm* — MacCord Mason PLLC

(57) **CLAIM**

The ornamental design for a graphing pocket chart, as shown and described.

DESCRIPTION

FIG. 1 is a front view of a graphing pocket chart showing our new design;

FIG. 2 is a back view thereof;

FIG. 3 is a back perspective view thereof; and,

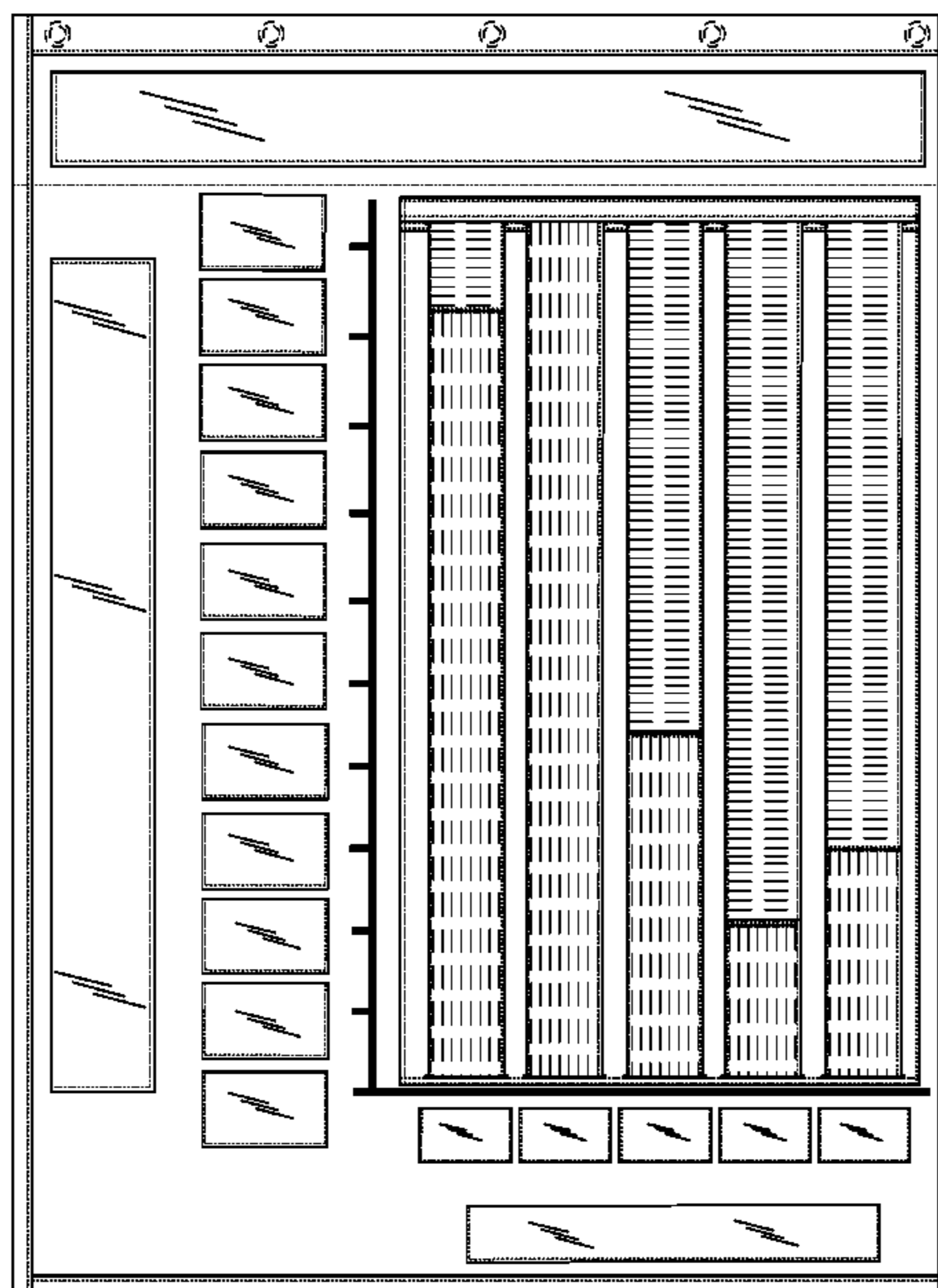
FIG. 4 is an illustrative front view of FIG. 1.

The broken dashed lines are included for the purpose of illustrating, indicia, counting sticks and portions of the graphing pocket chart that forms no part of the claimed design.

The dotted lines showing stitching are included for the purpose of providing context for the graphing pocket chart and forms no part of the claimed design.

The top, bottom, side and back views of the pocket chart are depicted in broken lines and form no part of the claimed design.

1 Claim, 4 Drawing Sheets



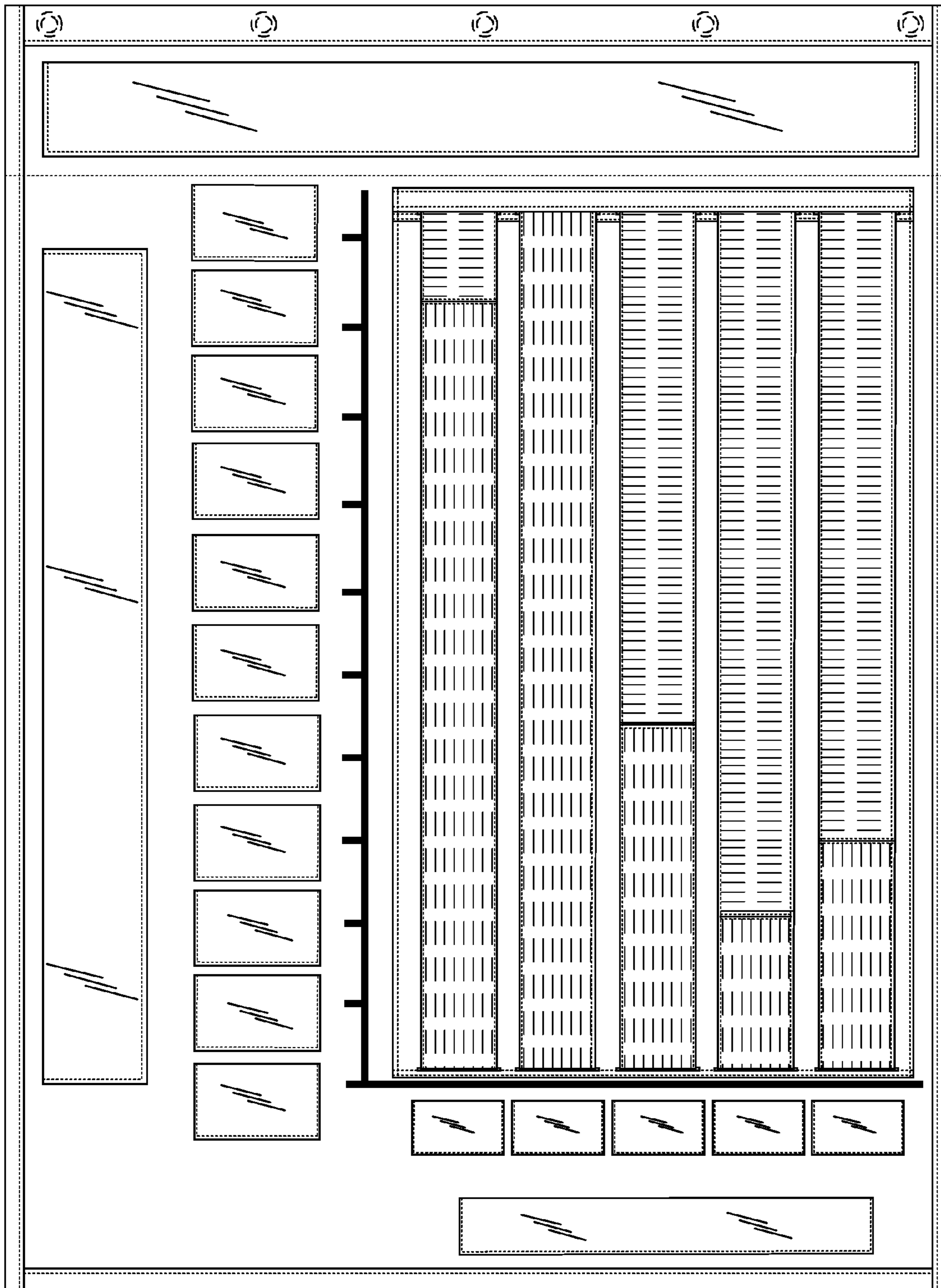


FIG. 1

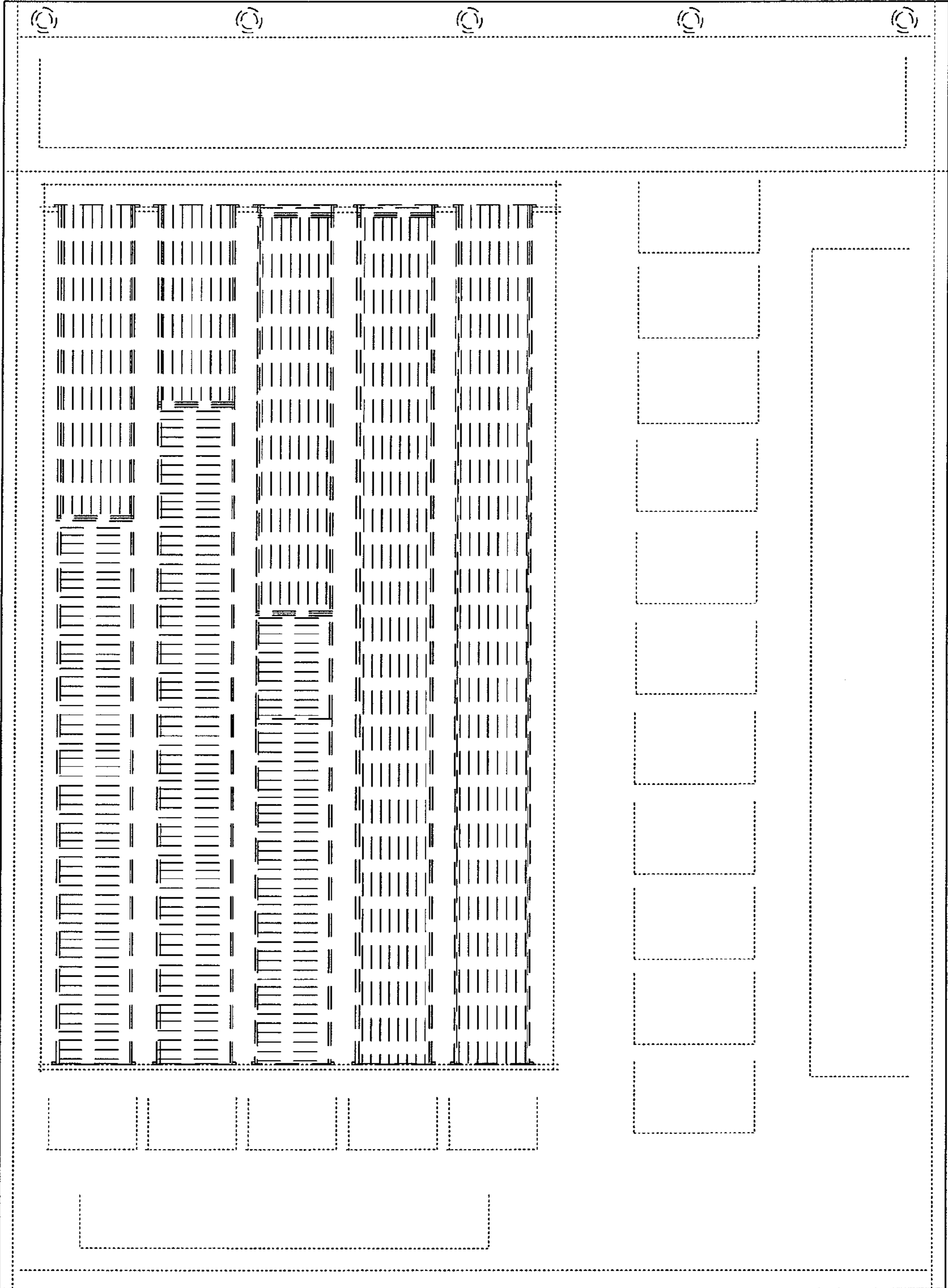


FIG. 2

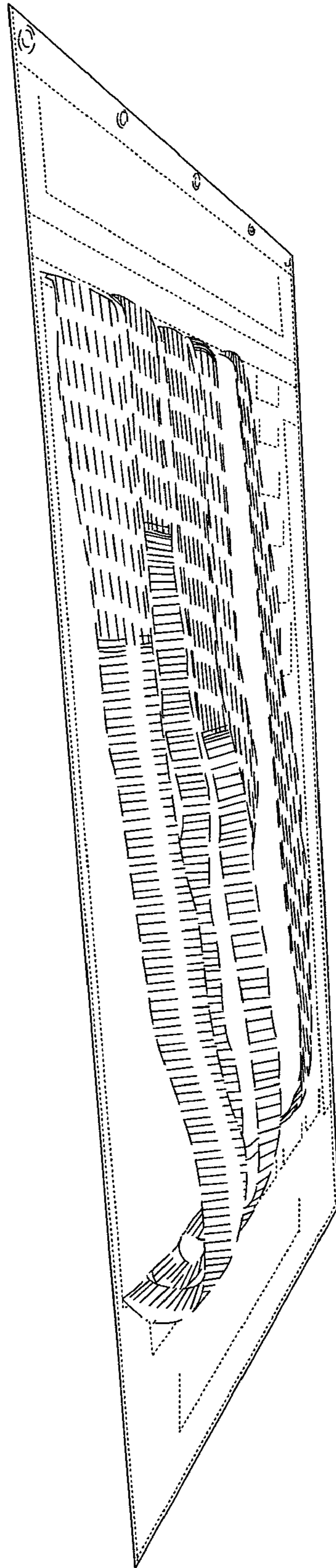


FIG. 3

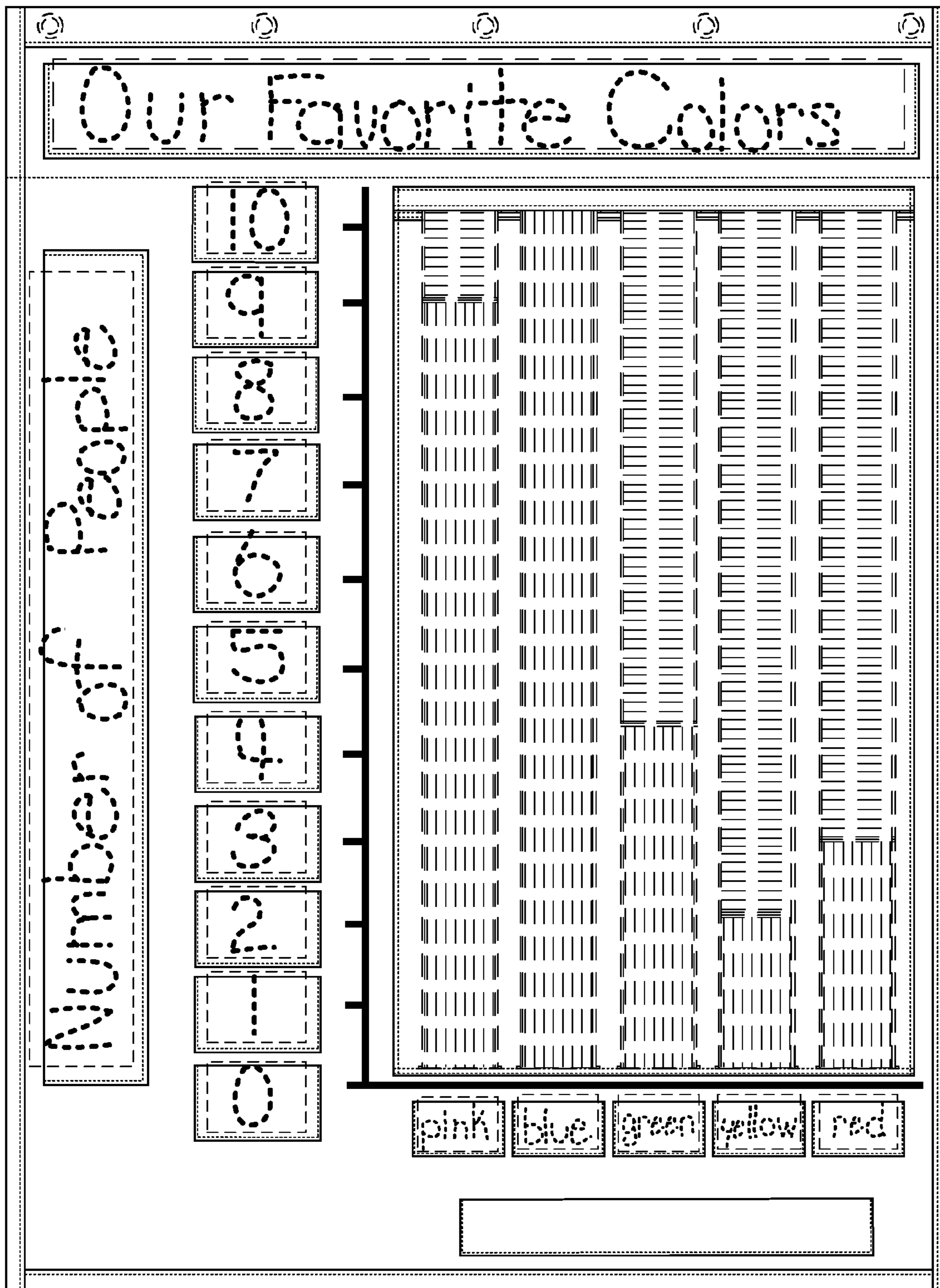


FIG. 4