



US00D662124S

(12) **United States Design Patent**
Shin

(10) **Patent No.:** **US D662,124 S**
(45) **Date of Patent:** **** Jun. 19, 2012**

- (54) **EYEGLASS**
- (75) Inventor: **Jae Shin**, Irvine, CA (US)
- (73) Assignee: **Oakley, Inc.**, Foothill Ranch, CA (US)
- (**) Term: **14 Years**
- (21) Appl. No.: **29/407,661**
- (22) Filed: **Nov. 30, 2011**
- (51) **LOC (9) Cl.** **16-06**
- (52) **U.S. Cl.** **D16/326**
- (58) **Field of Classification Search** D16/101,
D16/300-342, 900; D29/109-110; D24/110.2;
351/41, 44, 51-52, 62, 158, 92, 103-123,
351/140, 153, 45-46; 2/426-432, 447-449,
2/441, 434-437, 13, 15; D21/483, 659-661;
D14/372

See application file for complete search history.

(56) **References Cited**

U.S. PATENT DOCUMENTS

D202,658 S	10/1965	Petitto	
3,476,466 A	11/1969	Hopkins et al.	
D402,305 S	12/1998	Tragatschnig	
D423,034 S	4/2000	Arnette	
D424,598 S	5/2000	Simioni	
D427,622 S *	7/2000	Conway	D16/326
D469,458 S	1/2003	Baden et al.	
D536,363 S *	2/2007	Miklitarian	D16/326
D549,764 S *	8/2007	Teng	D16/326
D558,816 S	1/2008	Yee	

D561,813 S	2/2008	Baden et al.	
D572,747 S	7/2008	Baden et al.	
D572,749 S *	7/2008	Yee	D16/326
D577,759 S	9/2008	Yee	
D599,838 S	9/2009	Rohrbach	
D621,438 S	8/2010	Markovitz et al.	
D629,444 S	12/2010	Akara et al.	
D645,076 S	9/2011	Markovitz et al.	
8,020,988 B2	9/2011	Ogren et al.	
D650,825 S	12/2011	Yee et al.	
D652,442 S	1/2012	Yee et al.	

* cited by examiner

Primary Examiner — Raphael Barkai

(74) *Attorney, Agent, or Firm* — Knobbe Martens Olson & Bear, LLP

(57) **CLAIM**

The ornamental design for an eyeglass, as shown and described.

DESCRIPTION

FIG. 1 is a front perspective view of an eyeglass of the present invention;

FIG. 2 is a front elevational view thereof;

FIG. 3 is a rear elevational view thereof;

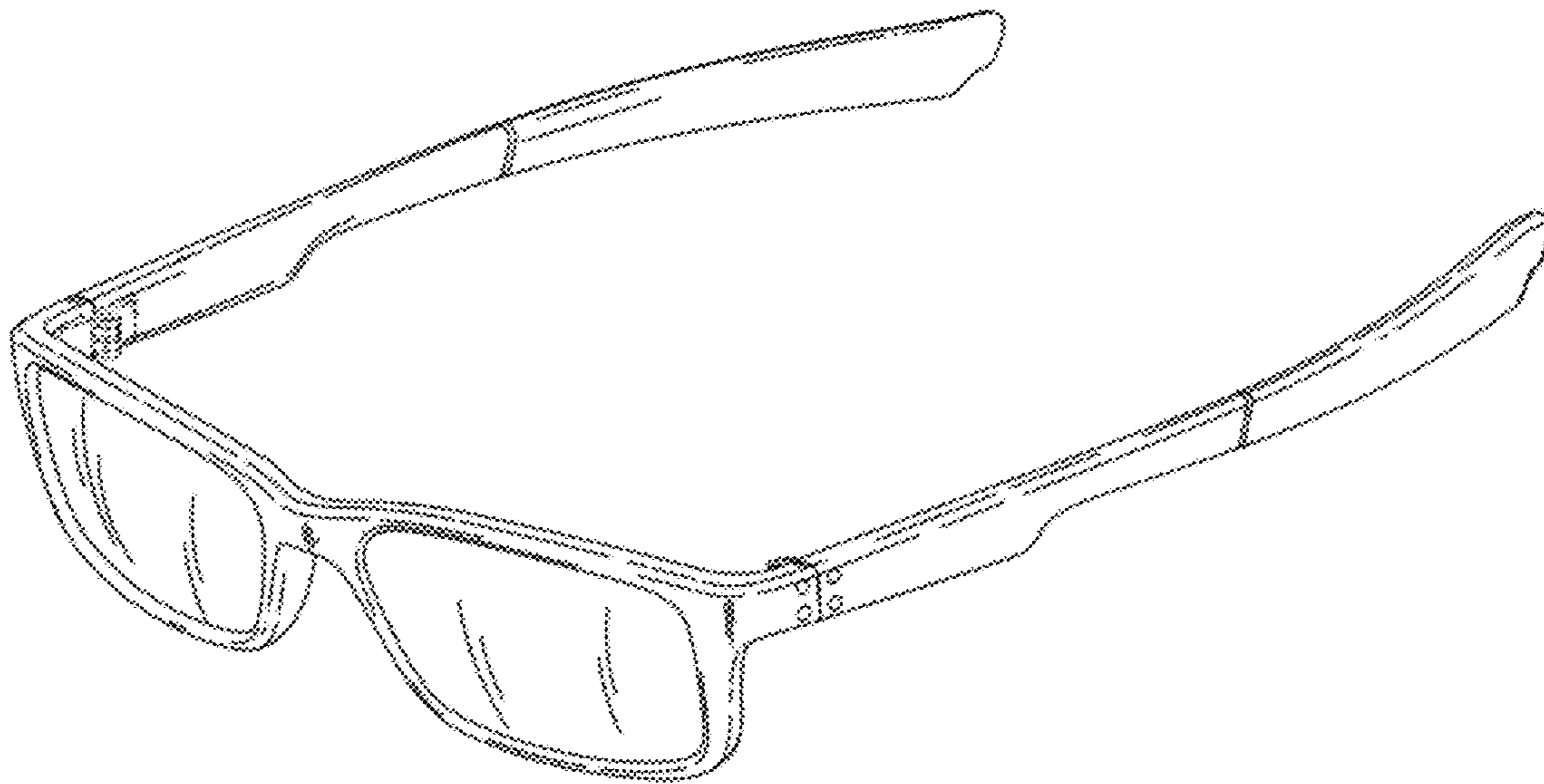
FIG. 4 is a left side elevational view thereof, the right side elevational view being a mirror image thereof;

FIG. 5 is a top plan view thereof; and,

FIG. 6 is a bottom plan view thereof.

The broken line portions of the drawings are for illustrative purposes only and form no part of the claimed design.

1 Claim, 4 Drawing Sheets



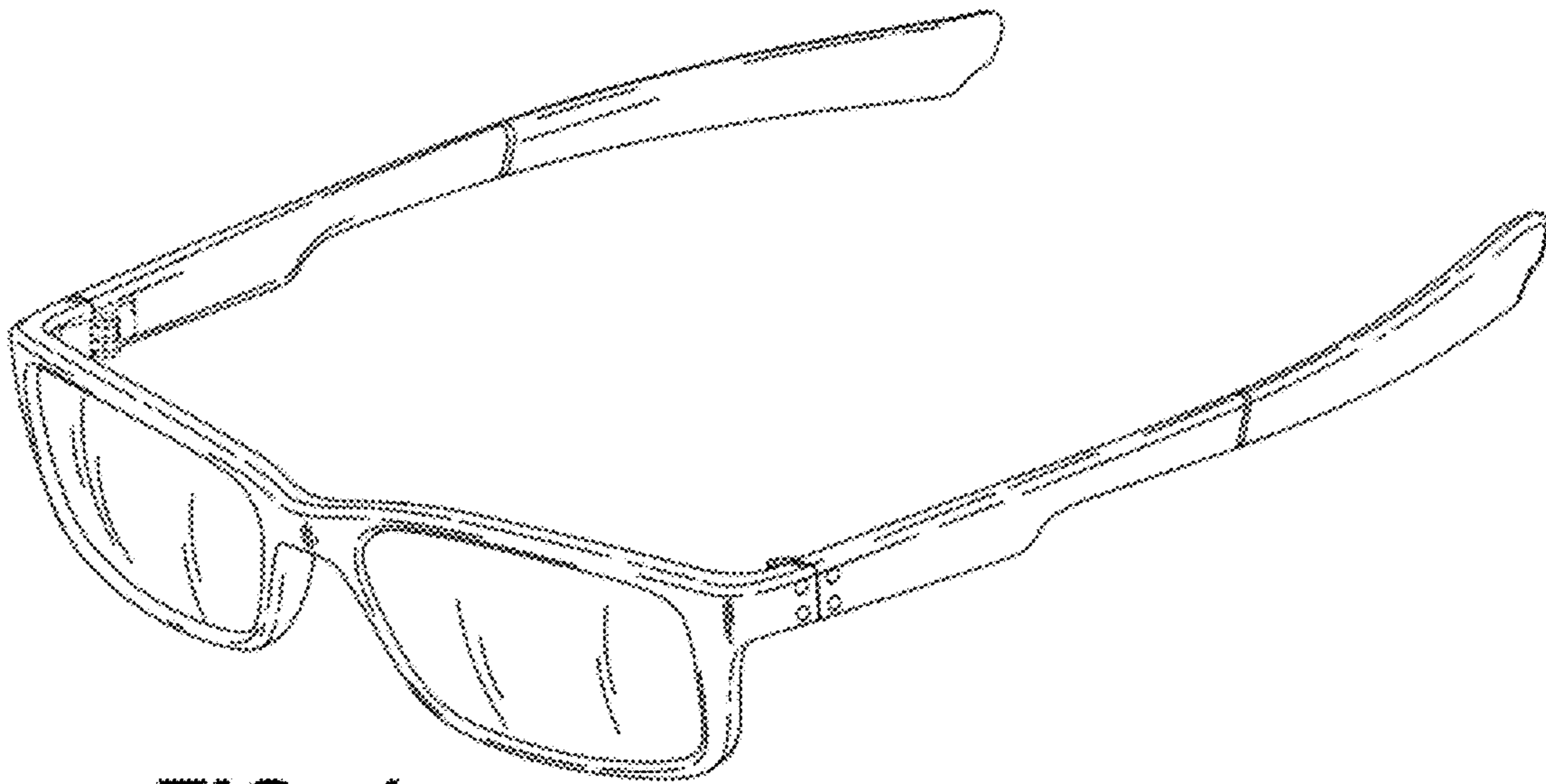


FIG. 1

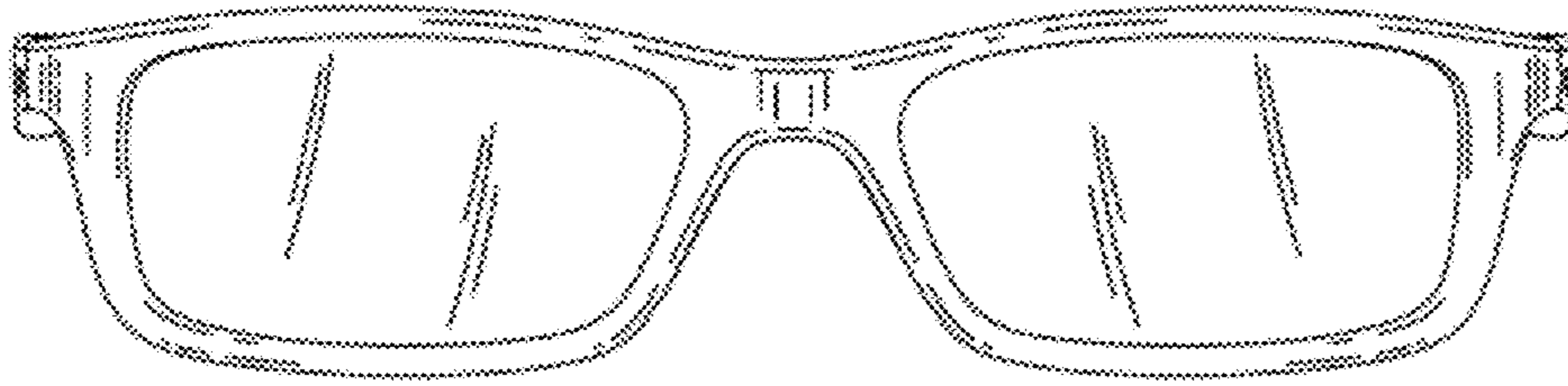


FIG. 2



FIG. 3

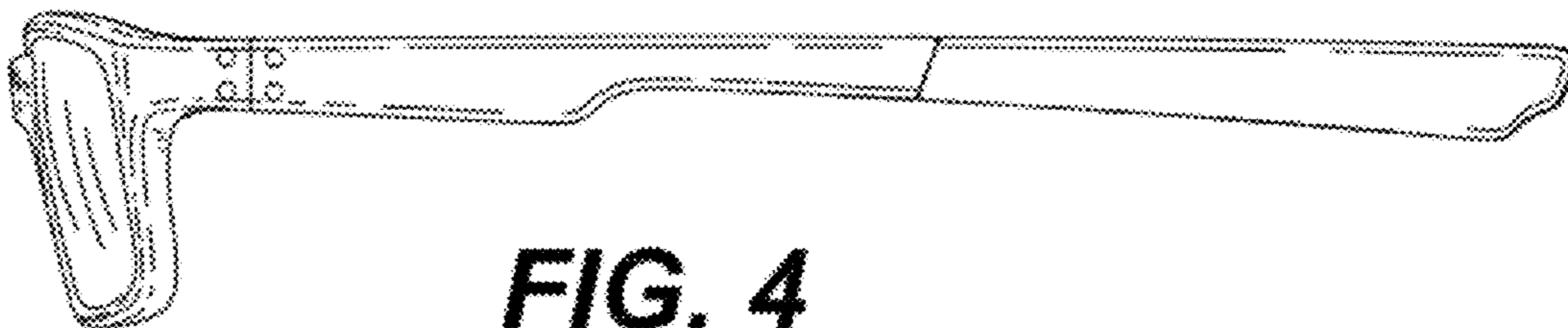


FIG. 4

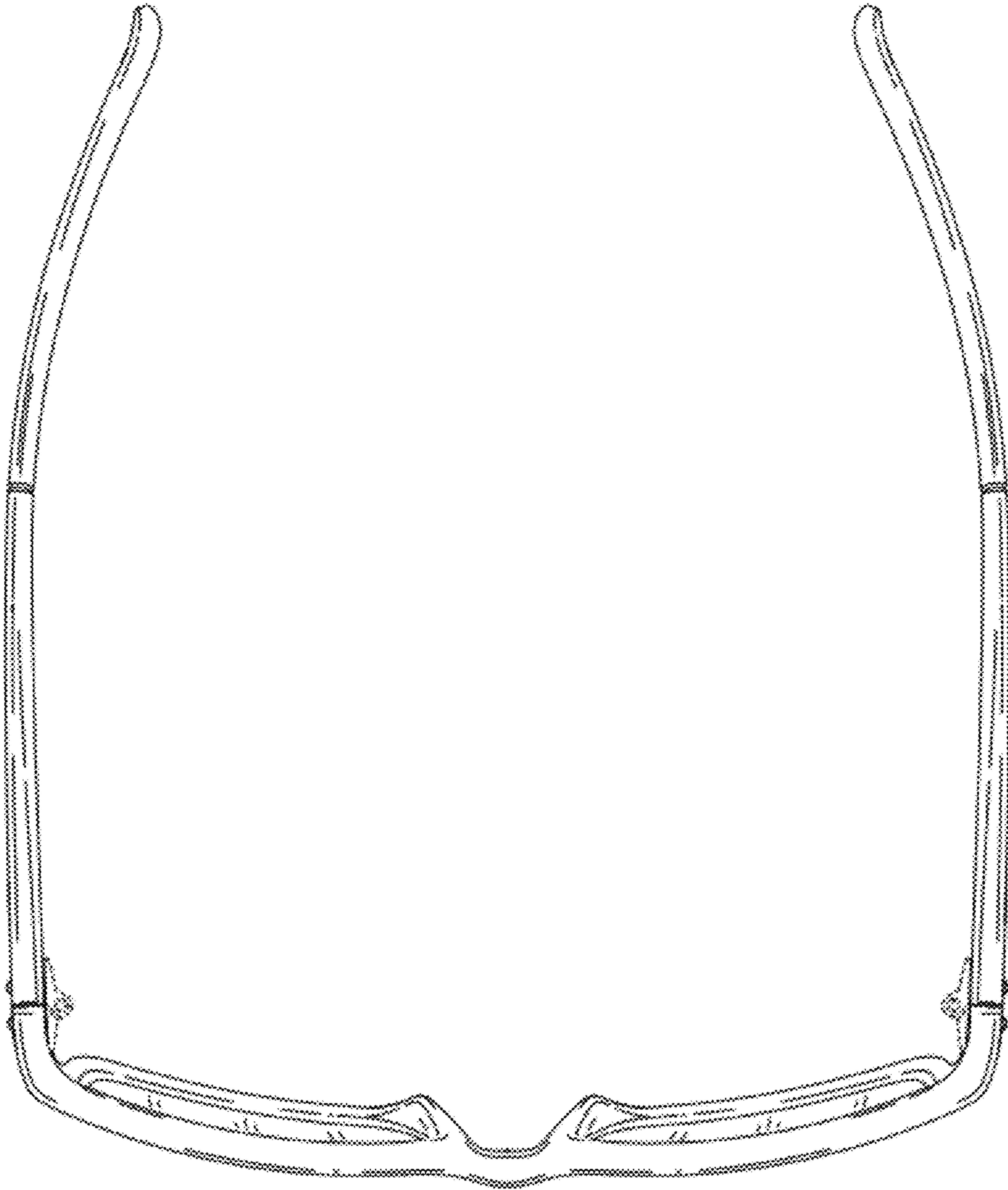


FIG. 5

FIG. 6

