



US00D662096S

(12) **United States Design Patent**  
**Yu**

(10) **Patent No.:** **US D662,096 S**  
(45) **Date of Patent:** **\*\* Jun. 19, 2012**

(54) **WIRELESS MOUSE**

(76) Inventor: **Pierre Yu, Sheung Shui (HK)**

(\*\*) Term: **14 Years**

(21) Appl. No.: **29/409,515**

(22) Filed: **Dec. 23, 2011**

(51) **LOC (9) Cl.** ..... **14-02**

(52) **U.S. Cl.** ..... **D14/407**

(58) **Field of Classification Search** ..... D14/402-411,  
D14/356, 388, 389, 383-385, 417, 426;  
345/156-167; 463/36-38; 358/471, 473;  
273/148 B

See application file for complete search history.

(56) **References Cited**

**U.S. PATENT DOCUMENTS**

D484,882 S *	1/2004	Wu	.....	D14/407
D527,731 S *	9/2006	Lee	.....	D14/402
D534,168 S *	12/2006	Wada	.....	D14/407
D534,535 S *	1/2007	Tzeng et al.	.....	D14/407
D545,822 S *	7/2007	Murakami	.....	D14/407
D590,399 S *	4/2009	Chen	.....	D14/407
D615,981 S *	5/2010	Lin	.....	D14/407

D616,888 S *	6/2010	Chen	.....	D14/407
D643,429 S *	8/2011	Ferwerda	.....	D14/407
D647,093 S *	10/2011	Kim et al.	.....	D14/407

\* cited by examiner

*Primary Examiner* — Austin Murphy

(74) *Attorney, Agent, or Firm* — Clement Cheng

(57) **CLAIM**

The ornamental design for a wireless mouse thereof, as shown and described.

**DESCRIPTION**

FIG. 1 is a perspective view.

FIG. 2 is a front view.

FIG. 3 is a rear view.

FIG. 4 is a left side view.


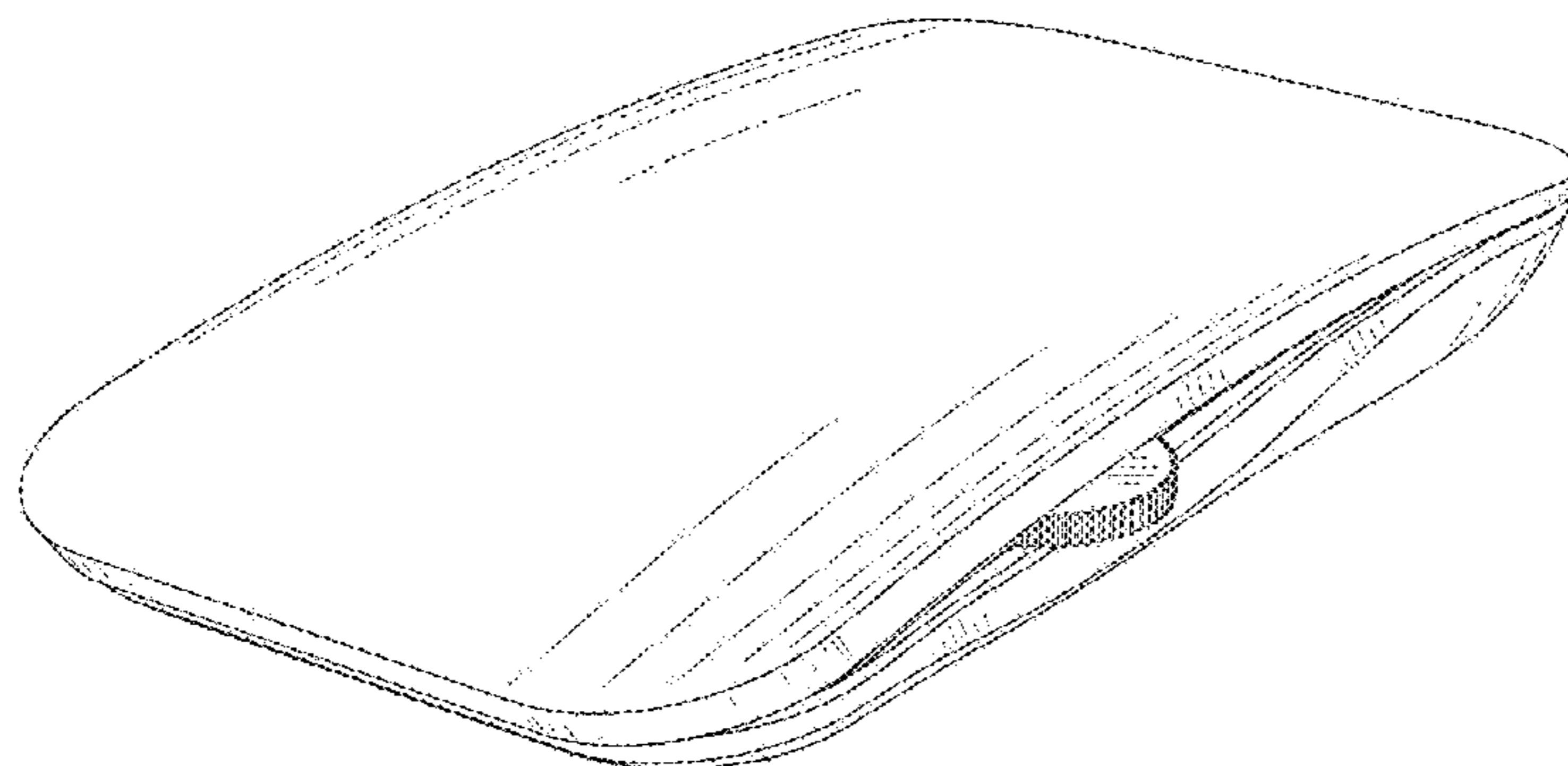
FIG. 5 is a right side view.

FIG. 6 is a top view; and,

FIG. 7 is a bottom view.

The broken lines shown in the drawing represent elements of the wireless mouse that form no part of the claimed design.

**1 Claim, 3 Drawing Sheets**



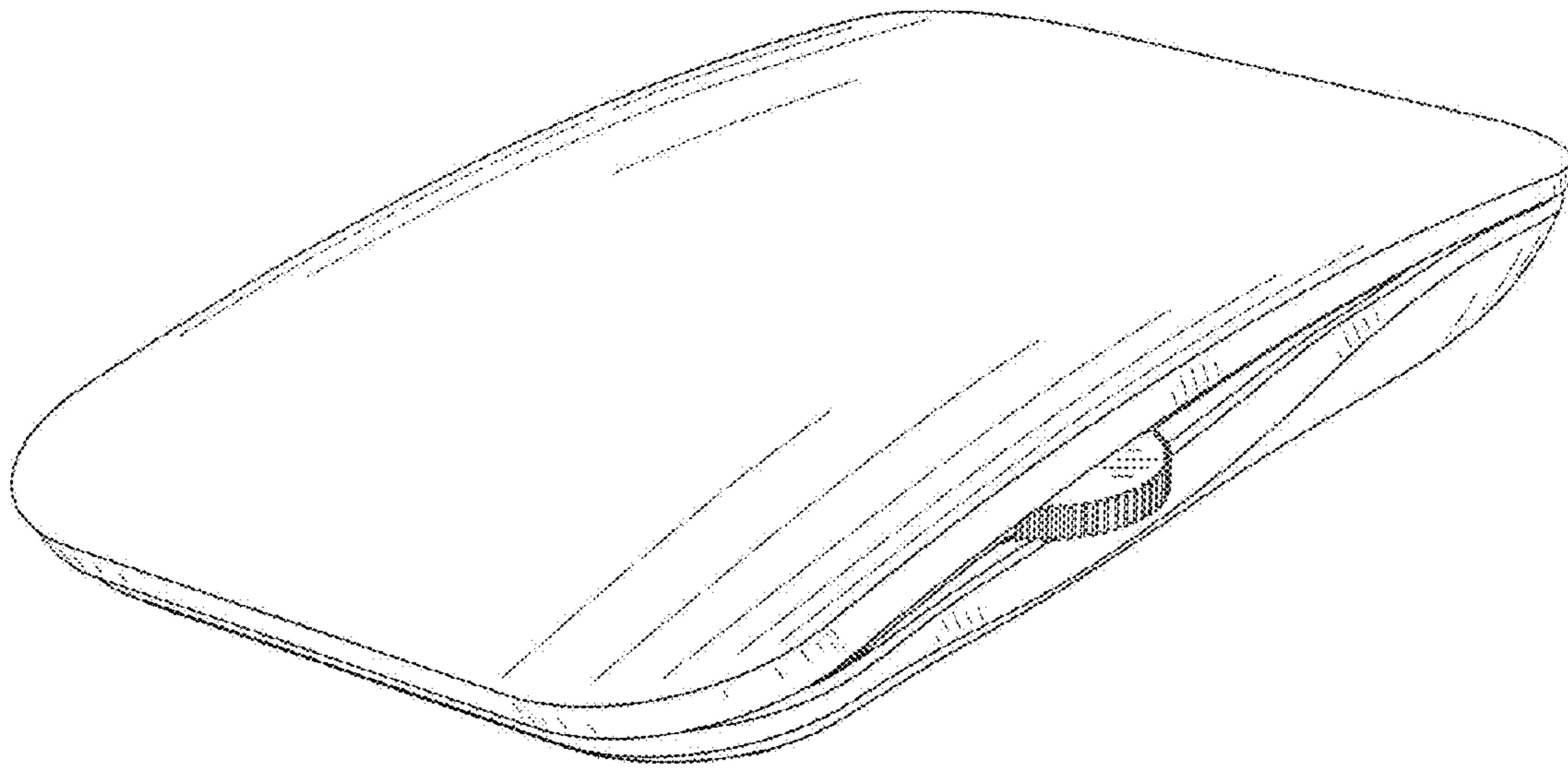


FIG. 1




FIG. 2

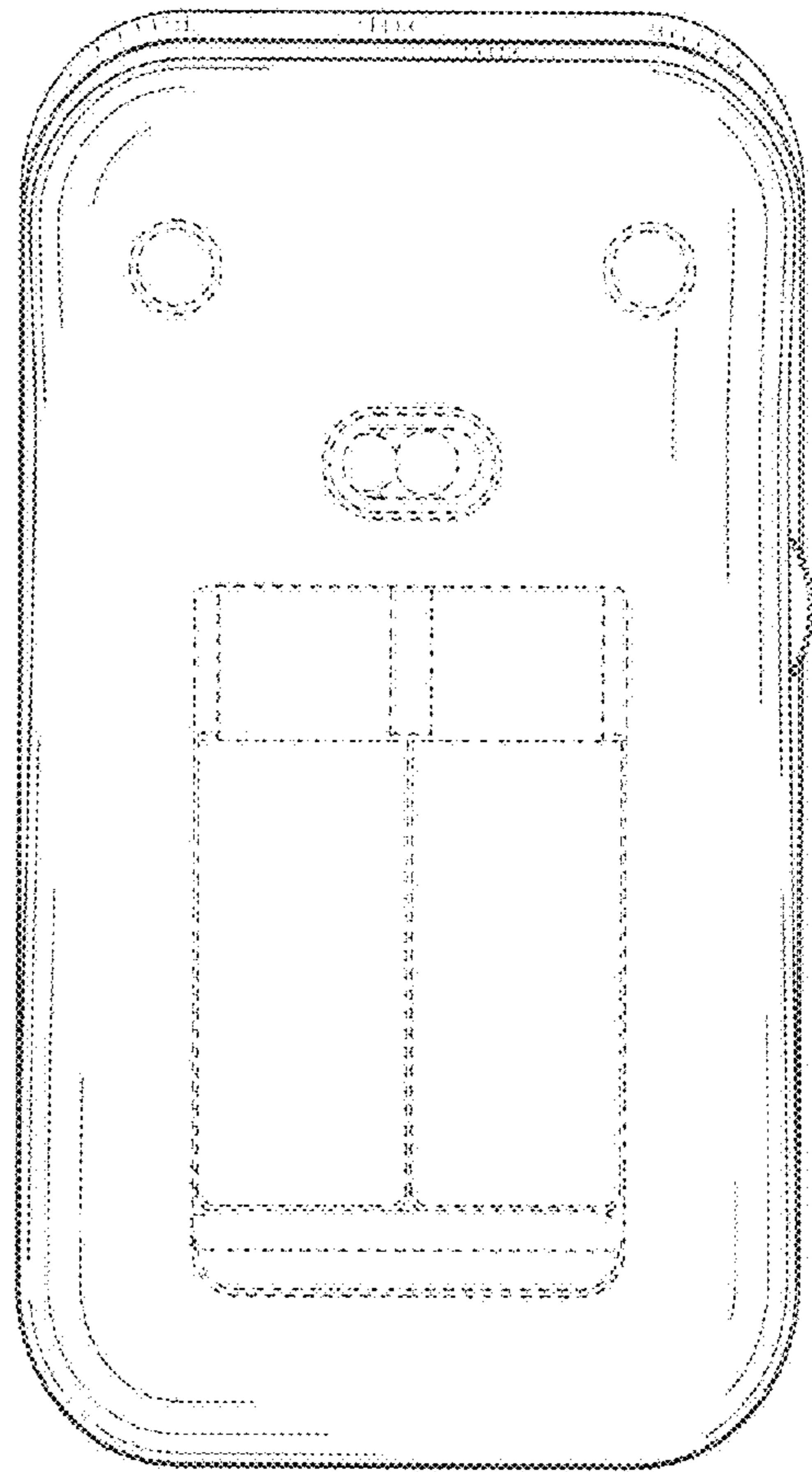


FIG. 3




FIG. 4

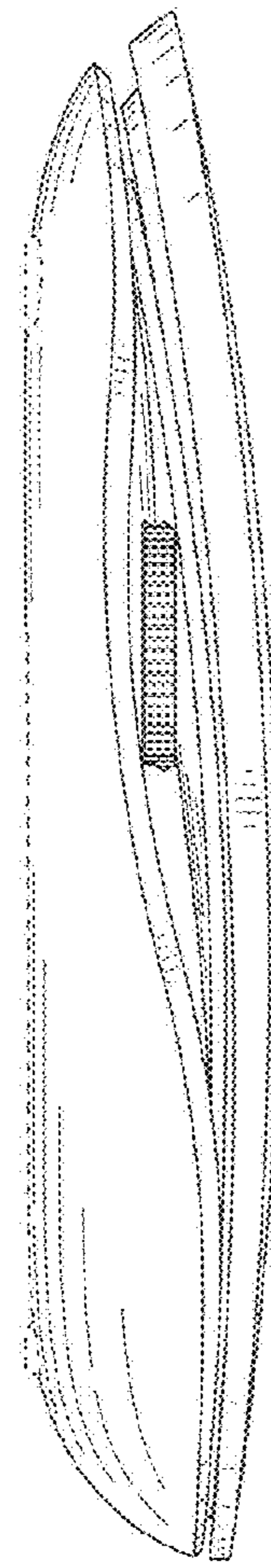


FIG. 5




FIG. 6




FIG. 7