

US00D662075S

(12) **United States Design Patent**  
**Gebski**

(10) **Patent No.:** **US D662,075 S**  
(45) **Date of Patent:** **\*\* Jun. 19, 2012**

(54) **PARENT UNIT FOR BABYPHONE**  
(75) Inventor: **Edouard Gebski**, Amersfoort (NL)  
(73) Assignee: **Koninklijke Philips Electronics N.V.**,  
Eindhoven (NL)  
(\*\*) Term: **14 Years**  
(21) Appl. No.: **29/398,938**  
(22) Filed: **Aug. 8, 2011**

(30) **Foreign Application Priority Data**

Feb. 8, 2011 (EM) ..... 001818006-0001

(51) **LOC (9) Cl.** ..... **14-03**  
(52) **U.S. Cl.** ..... **D14/159**  
(58) **Field of Classification Search** ..... D14/167,  
D14/154, 168, 188, 496, 156, 160, 161, 162,  
D14/163, 164, 165, 158, 253, 192, 159, 155,  
D14/138 AB, 137, 104.1; 455/351, 350,  
455/353; D10/104, 106, 65, 78; 340/573.4,  
340/573.1

See application file for complete search history.

(56) **References Cited**

**U.S. PATENT DOCUMENTS**

D120,558 S \* 5/1940 Sochurek ..... D9/668  
D124,035 S \* 12/1940 Janssen ..... D21/786  
2,289,872 A \* 7/1942 Brinkmann ..... 156/245

3,268,636 A \* 8/1966 Angell, Jr. .... 264/51  
D287,940 S \* 1/1987 DeGroff ..... D10/6  
D414,090 S \* 9/1999 Wysopal ..... D8/38  
D422,208 S \* 4/2000 Brose ..... D9/668  
D459,984 S \* 7/2002 Davis ..... D9/668  
D542,598 S \* 5/2007 Karp ..... D7/510  
D620,265 S \* 7/2010 Dewhirst ..... D6/345  
D624,827 S \* 10/2010 Hartman ..... D9/668  
D627,613 S \* 11/2010 Swartz et al. .... D7/709  
D634,081 S \* 3/2011 Rutherford ..... D30/160  
D649,135 S \* 11/2011 Hoherman et al. .... D14/159  
D651,585 S \* 1/2012 Masee et al. .... D14/159  
2008/0073400 A1 \* 3/2008 Swartz et al. .... 224/673

\* cited by examiner

*Primary Examiner* — Austin Murphy

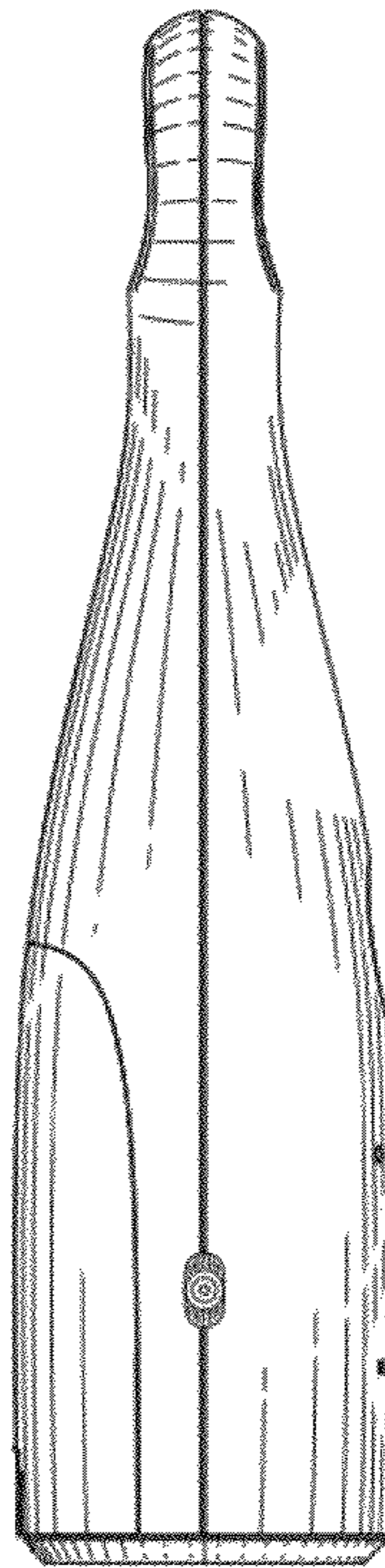
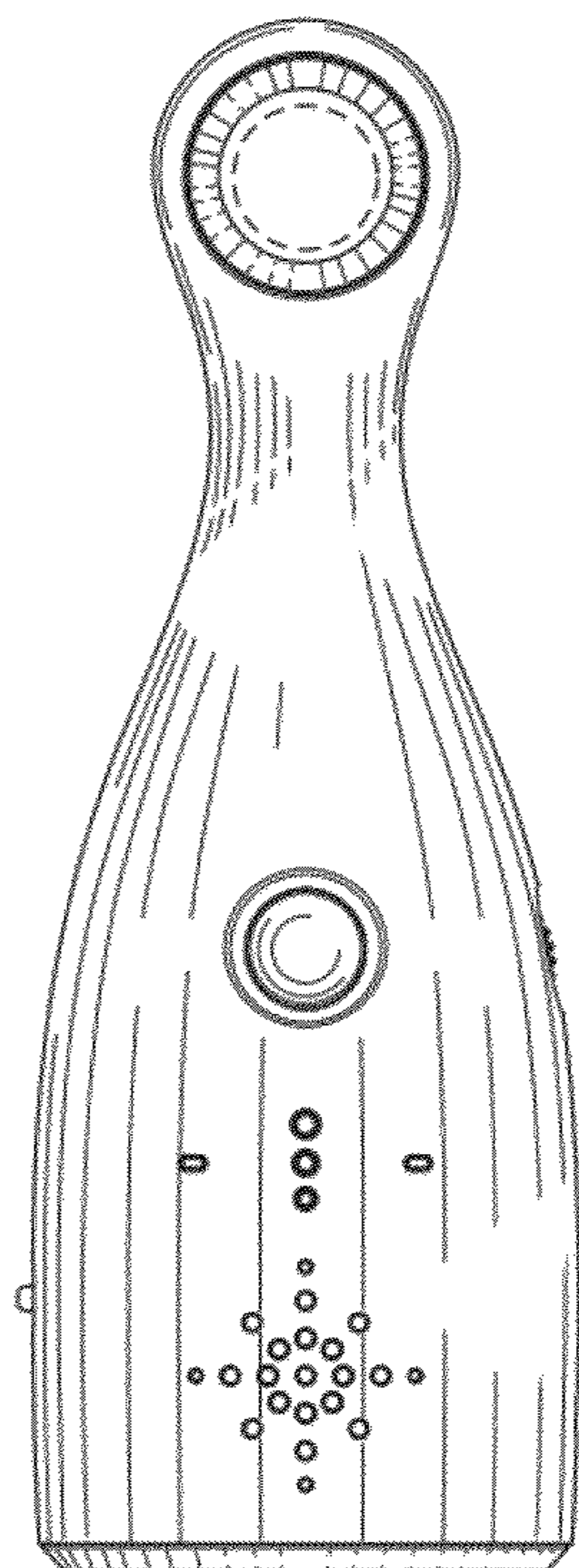
(57) **CLAIM**

The ornamental design for a parent unit for babyphone, as shown and described.

**DESCRIPTION**

FIG. 1 is a perspective view showing my design;  
FIG. 2 is a front elevational view thereof;  
FIG. 3 is a rear elevational view thereof;  
FIG. 4 is a right side elevational view thereof;  
FIG. 5 is a left side elevational view thereof;  
FIG. 6 is a top plan view thereof; and,  
FIG. 7 is a bottom plan view thereof.  
The broken lines shown in the drawings represent portions of the parent unit for babyphone that form no part of the claimed design.

**1 Claim, 3 Drawing Sheets**



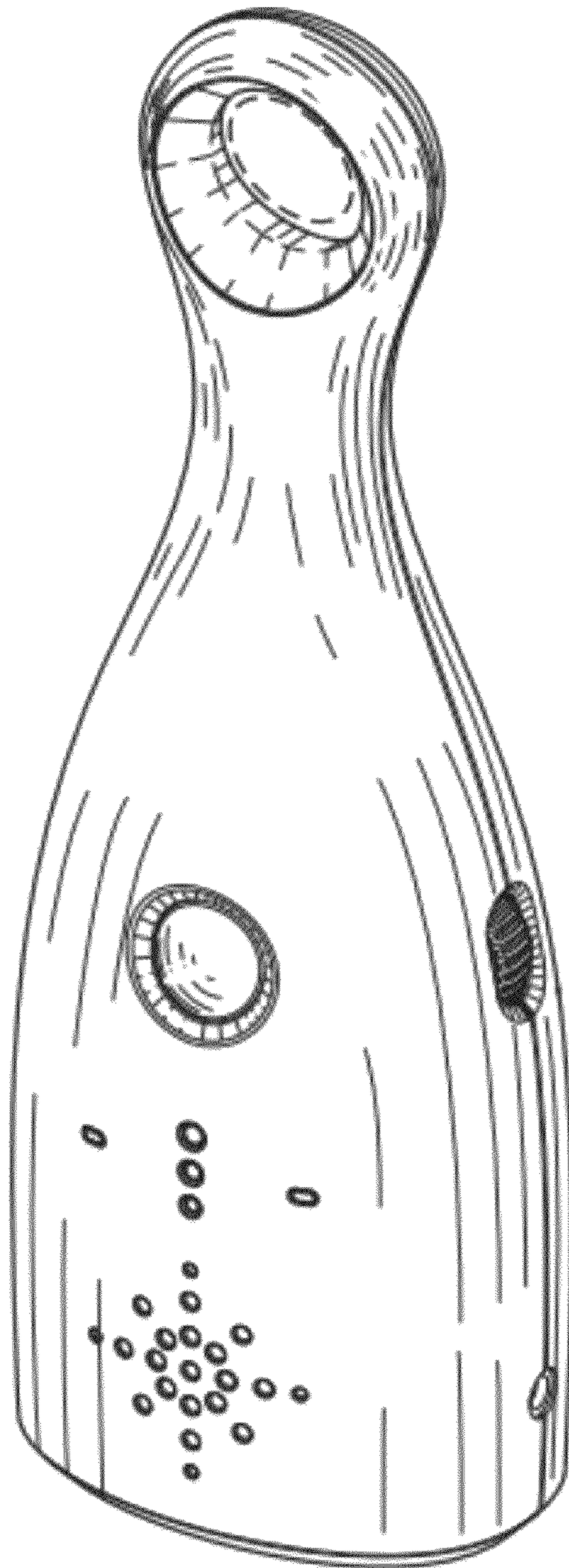


FIG. 1



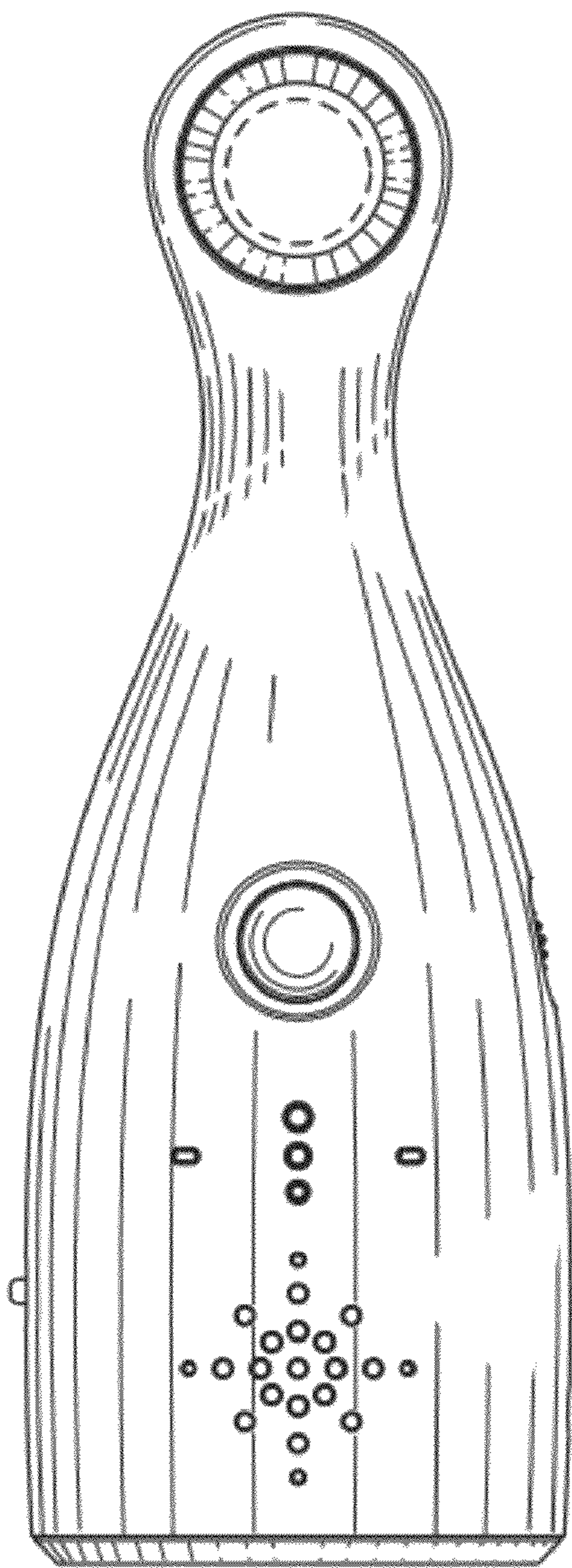


FIG. 2

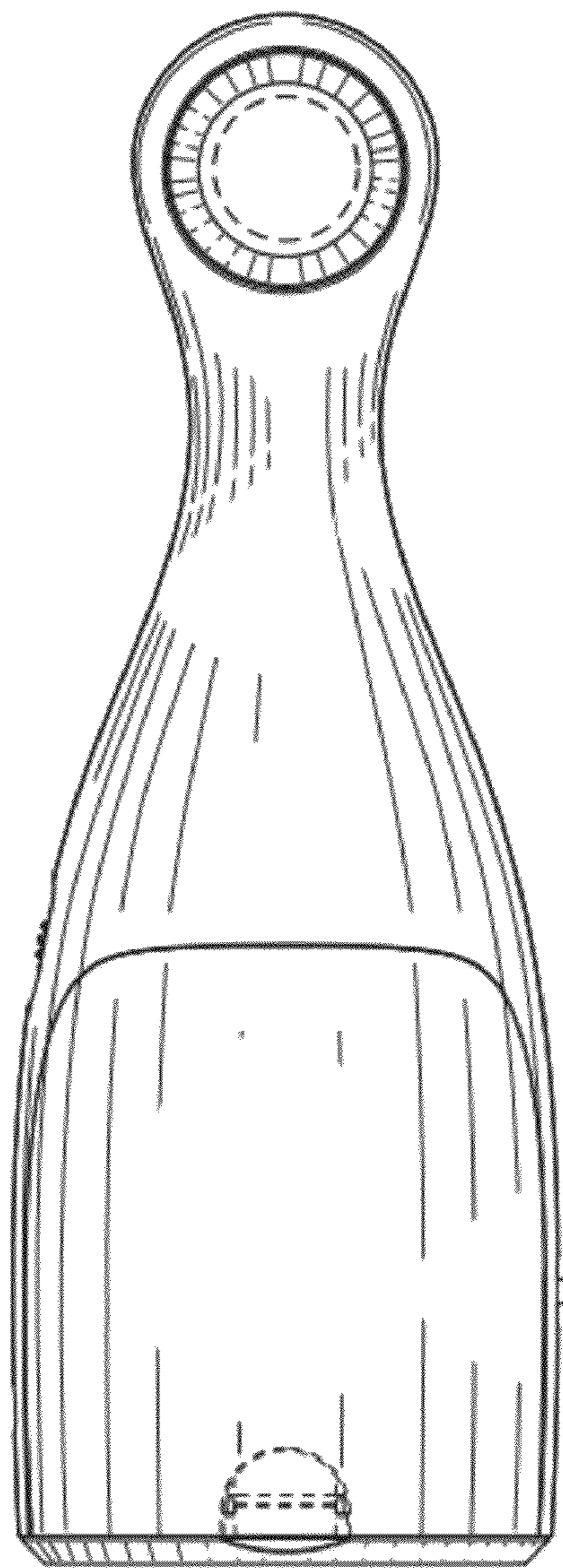


FIG. 3



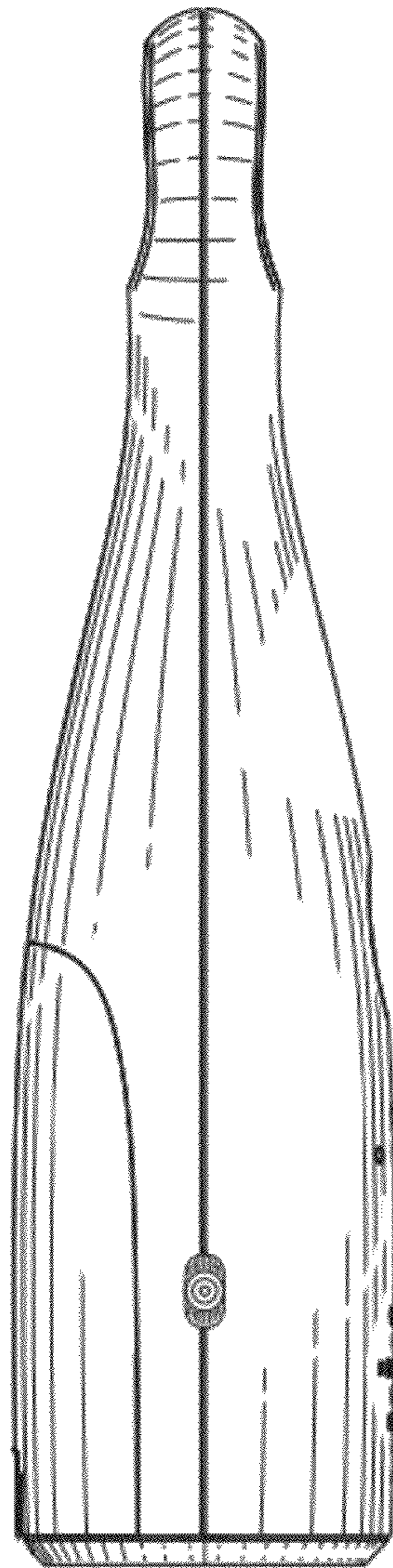


FIG. 4

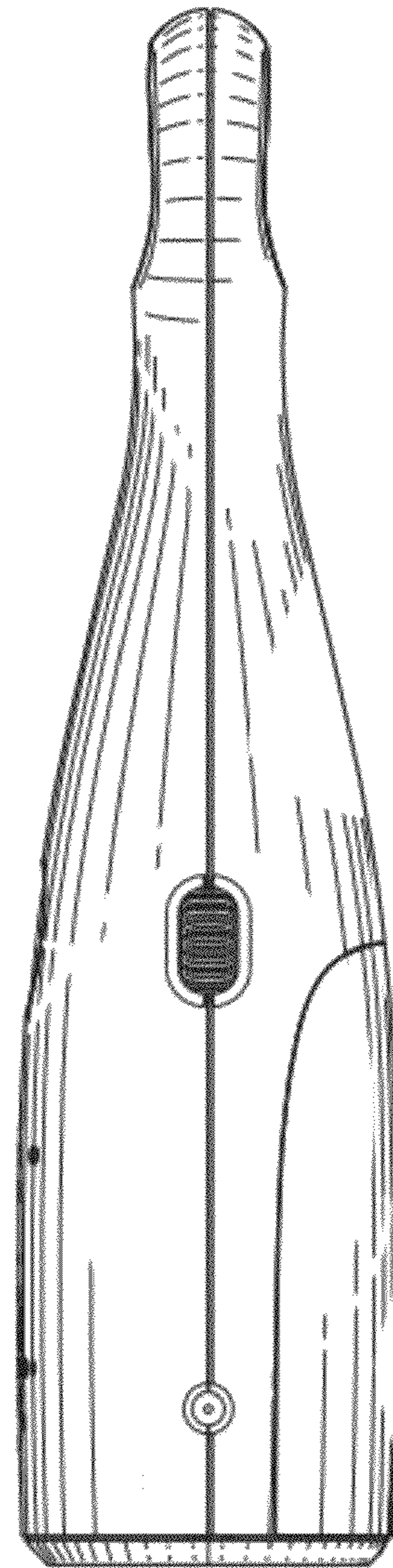


FIG. 5

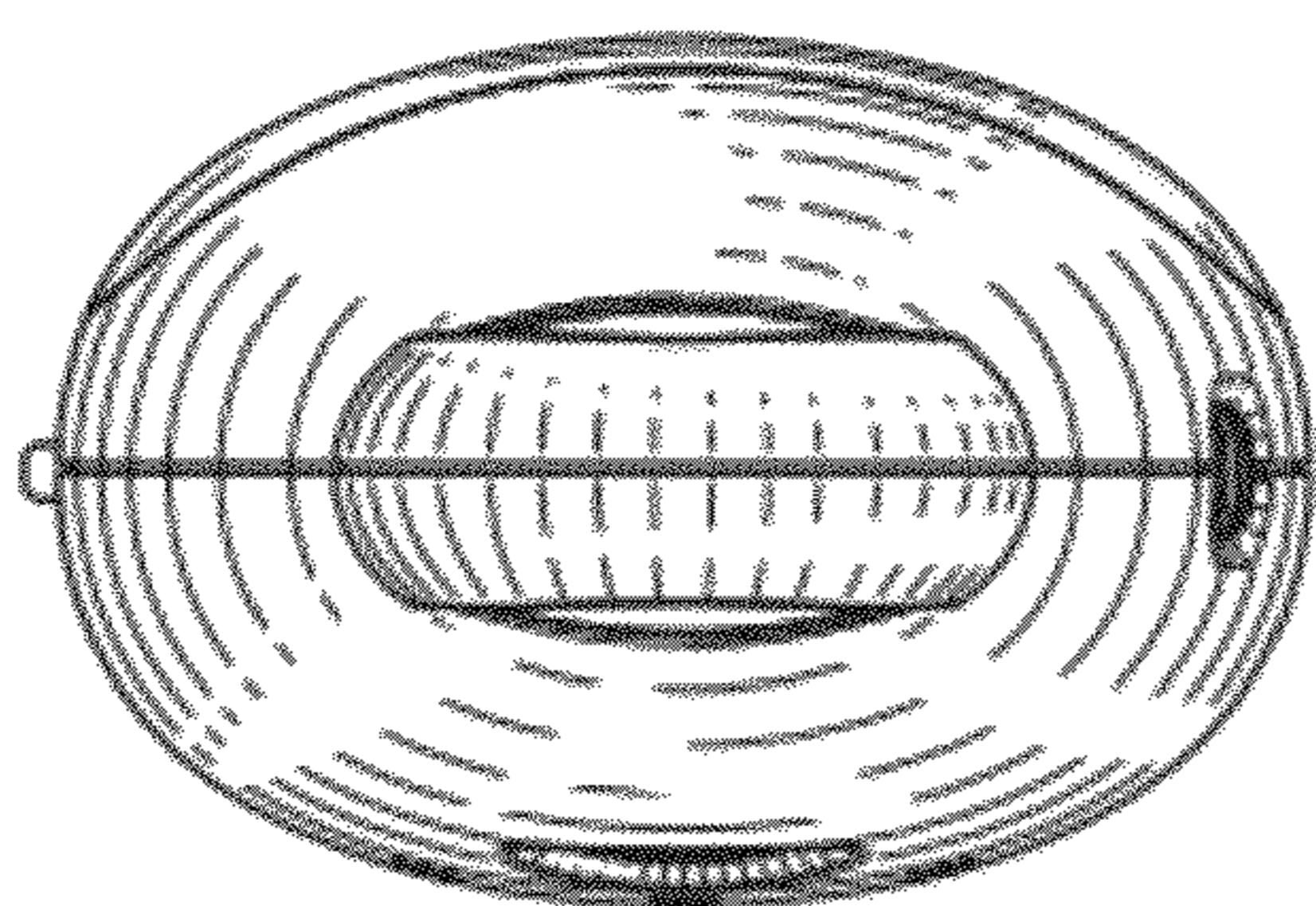


FIG. 6

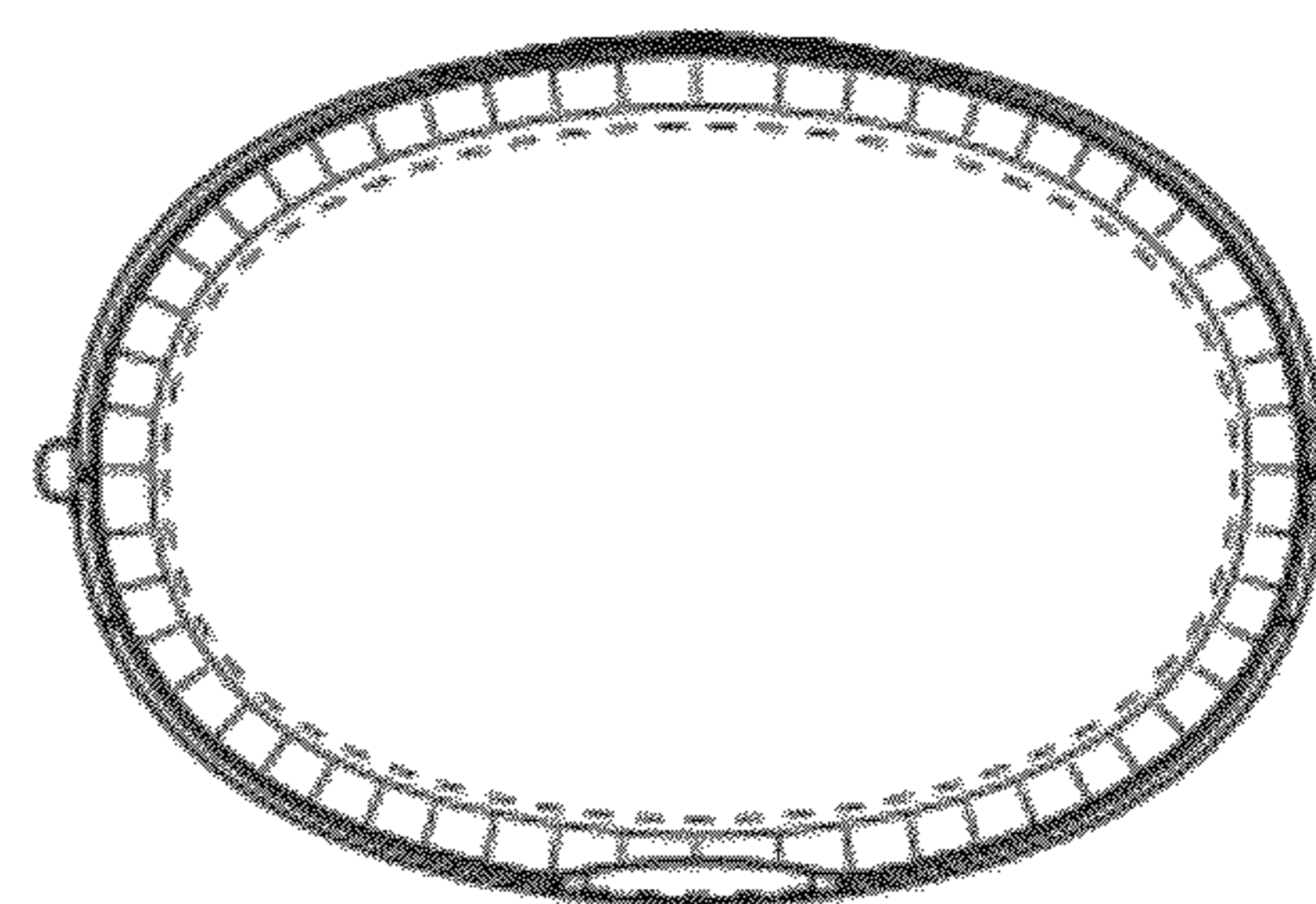


FIG. 7