

US00D662071S

(12) **United States Design Patent**
Chu

(10) **Patent No.:** **US D662,071 S**
(45) **Date of Patent:** **** Jun. 19, 2012**

- (54) **DISPLAY**
- (75) Inventor: **Chih-Ming Chu**, Taipei (TW)
- (73) Assignee: **Hannspree, Inc.**, New Taipei (TW)
- (**) Term: **14 Years**
- (21) Appl. No.: **29/413,967**
- (22) Filed: **Feb. 23, 2012**
- (51) **LOC (9) Cl.** **14-03**
- (52) **U.S. Cl.** **D14/126**
- (58) **Field of Classification Search** D14/125-134,
D14/239, 371, 136, 374-377, 440, 450, 448,
D14/336, 342; 312/7.2; 348/836, 838, 180,
348/184, 325, 739; 341/12; 248/917-924,
248/465; 345/104, 133, 156, 168, 87, 173;
720/605, 669, 600, 655; 369/99, 197; D21/329,
D21/515, 577, 622, 333, 433, 448, 452, 450,
D21/331; D6/477, 479, 300; 273/148 B;
446/484, 175, 356; D10/15, 26
See application file for complete search history.

- D618,639 S * 6/2010 Ho et al. D14/126
- D638,388 S * 5/2011 Fujii et al. D14/126
- D640,652 S * 6/2011 Hasegawa D14/126
- D641,000 S * 7/2011 Chen D14/126
- D643,004 S * 8/2011 Honda et al. D14/126
- D646,657 S * 10/2011 Chai et al. D14/126

* cited by examiner

Primary Examiner — Raphael Barkai
(74) *Attorney, Agent, or Firm* — Bacon & Thomas, PLLC

(57) **CLAIM**
The ornamental design for the display, as shown and described.

DESCRIPTION


FIG. 1 is a perspective view of a display showing my new design;
FIG. 2 is a front elevational view thereof;
FIG. 3 is a rear elevational view thereof;
FIG. 4 is a left side elevational view thereof;
FIG. 5 is a right side elevational view thereof;
FIG. 6 is a top plan view thereof; and,
FIG. 7 is a bottom plan view.
The bottom of the screen of the display is a transparent material.

(56) **References Cited**

U.S. PATENT DOCUMENTS

- D569,816 S * 5/2008 Fujiki D14/126
- D599,759 S * 9/2009 Chino D14/126

1 Claim, 5 Drawing Sheets






FIG. 1

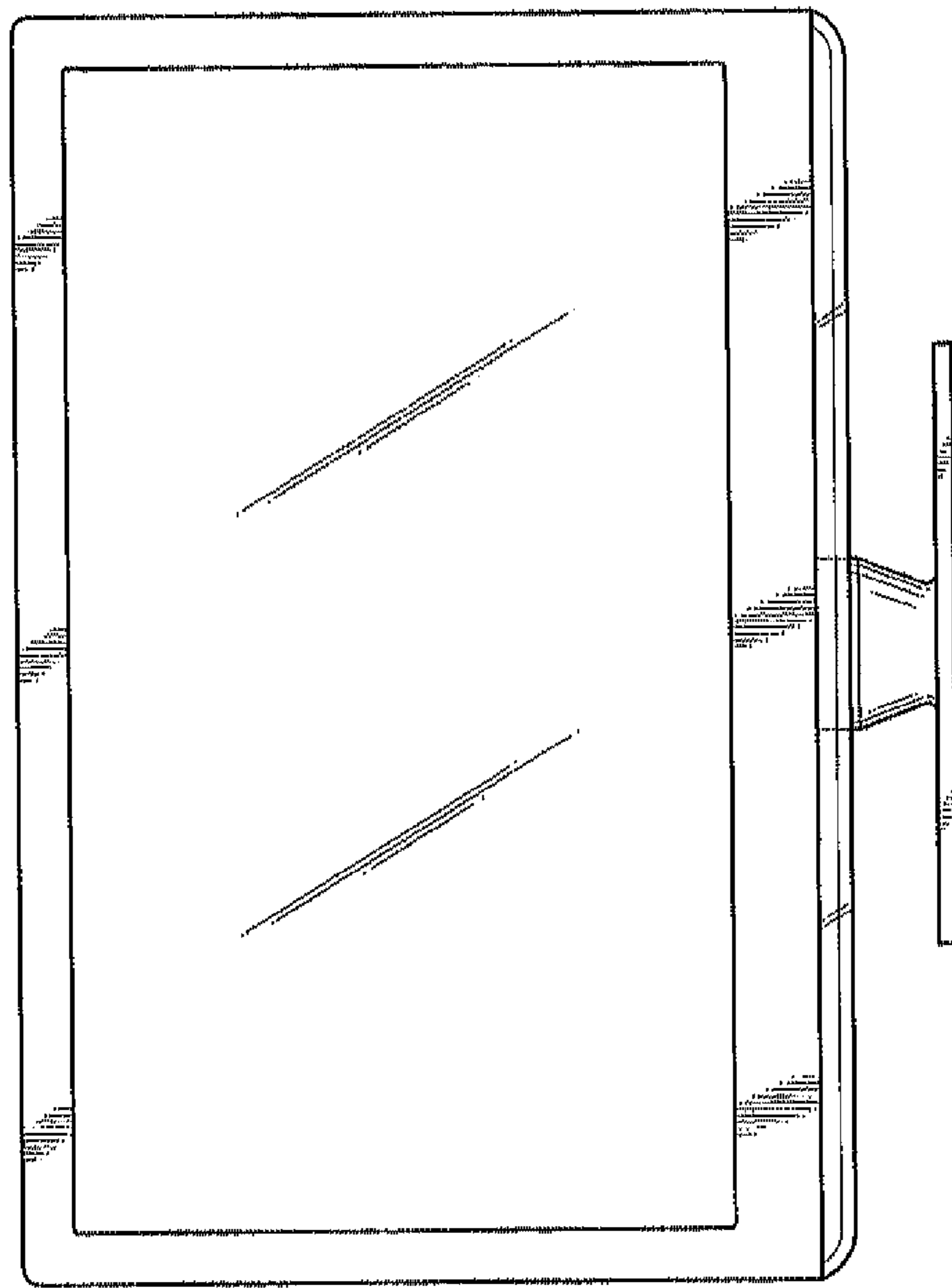


FIG. 2

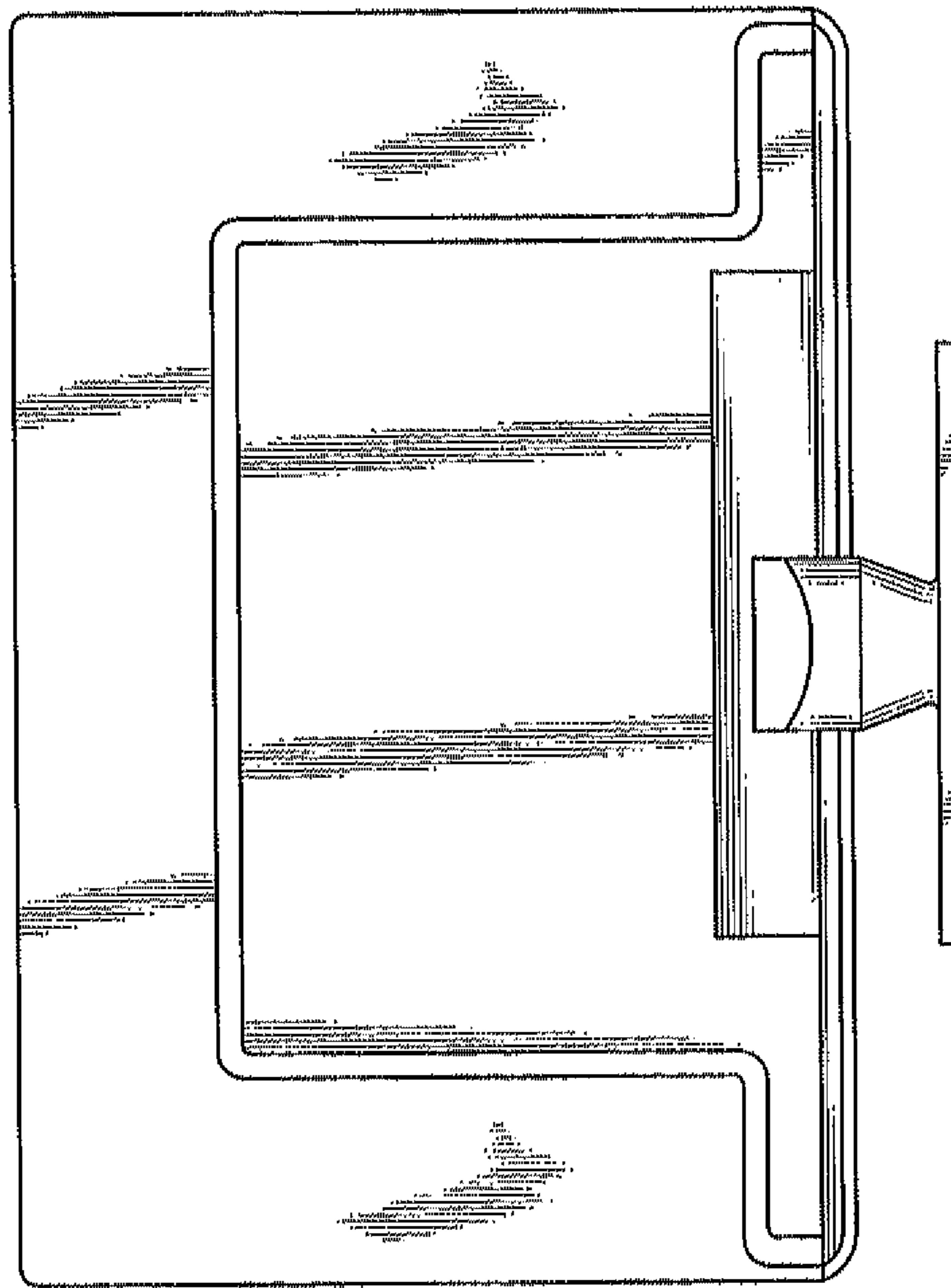


FIG. 3




FIG. 5

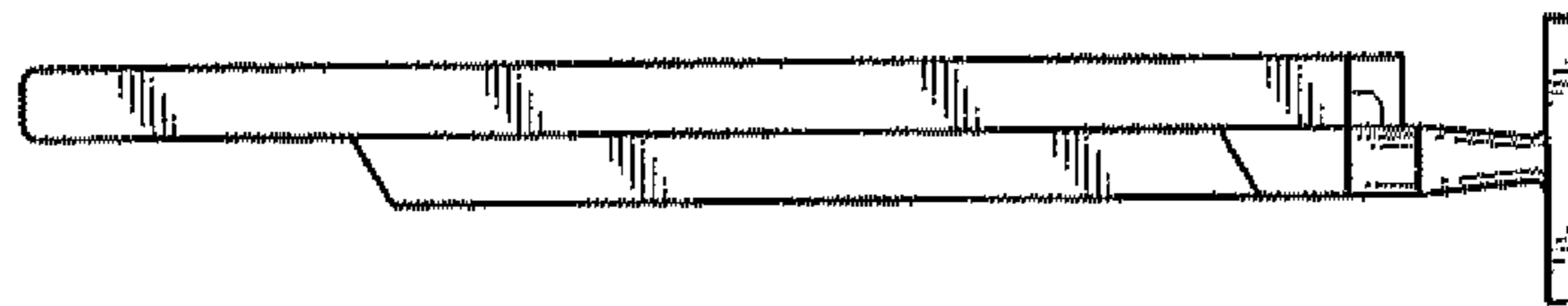


FIG. 4



FIG. 6

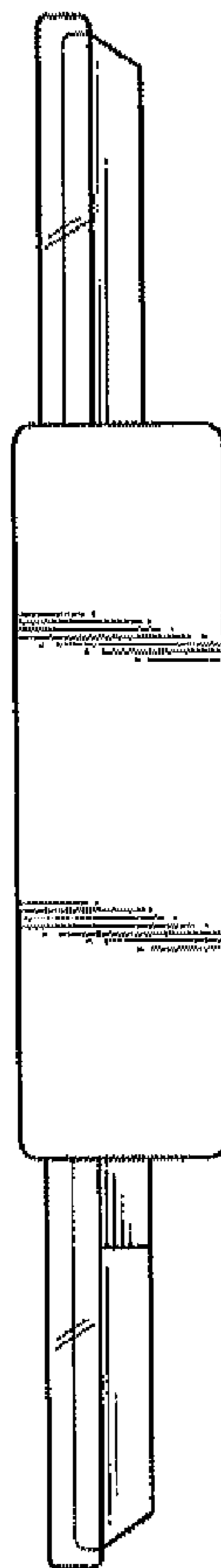


FIG. 7