

US00D662066S

(12) **United States Design Patent**
Seidl et al.

(10) **Patent No.:** **US D662,066 S**
(45) **Date of Patent:** **** Jun. 19, 2012**

(54) **CONTROLLER**

(75) Inventors: **Kenneth G. Seidl**, Port Washington, WI (US); **Edward Nowak**, West Bend, WI (US); **Paul Li**, Milwaukee, WI (US)

(73) Assignee: **Raffel Systems, LLC**, Germantown, WI (US)

(**) Term: **14 Years**

(21) Appl. No.: **29/401,217**

(22) Filed: **Sep. 8, 2011**

(51) **LOC (9) Cl.** **14-03**

(52) **U.S. Cl.** **D13/168**

(58) **Field of Classification Search** D13/168;
D10/104.1, 106.1; D14/218; D24/200; 341/176;
345/169; 455/352; 340/4.3, 4.42, 12.22,
340/12.23, 12.24, 12.29, 12.3, 13.2, 13.21,
340/13.24; 601/15, 46, 49, 80; 700/17, 65,
700/83

See application file for complete search history.

(56) **References Cited**

U.S. PATENT DOCUMENTS

D382,645 S * 8/1997 Bergeron D24/200
6,039,702 A * 3/2000 Cutler et al. 601/15
6,375,630 B1 * 4/2002 Cutler et al. 601/57

D467,003 S * 12/2002 Gerth D24/200
D467,004 S * 12/2002 Gerth D24/200
D467,346 S * 12/2002 Gerth D24/200
D469,184 S * 1/2003 Gerth et al. D24/200
D525,947 S * 8/2006 Gerard et al. D13/168
D563,906 S * 3/2008 Cheng D13/168
D571,737 S * 6/2008 Koury et al. D13/168
D612,850 S * 3/2010 Cabatic D14/388
D656,104 S * 3/2012 Cook D13/168
D656,105 S * 3/2012 Cook D13/168
2008/0106432 A1 * 5/2008 Lai 340/825.22

* cited by examiner

Primary Examiner — Selina Sikder

(74) *Attorney, Agent, or Firm* — Casimir Jones S.C.

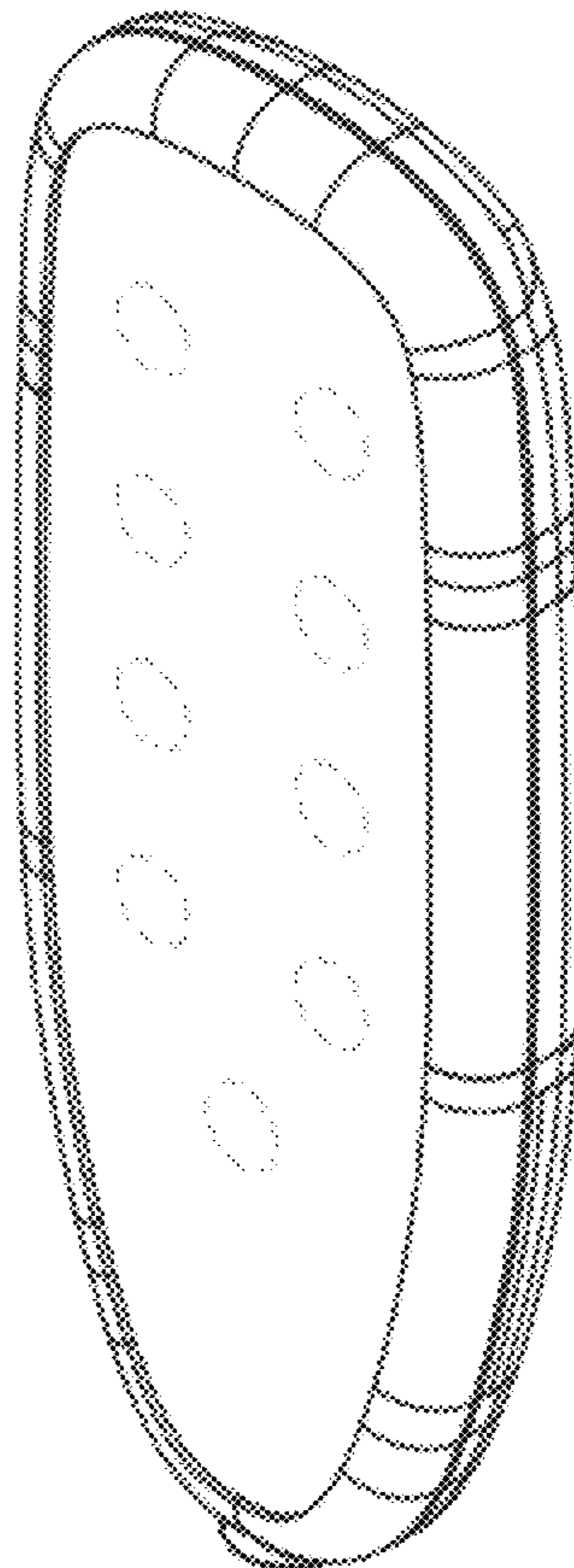
(57) **CLAIM**

The ornamental design for a controller, as shown and described.

DESCRIPTION

FIG. 1 is a top perspective view showing my new design;
FIG. 2 is a bottom perspective view thereof;
FIG. 3 is a front elevational view thereof;
FIG. 4 is a rear elevational view thereof;
FIG. 5 is a top plan view thereof;
FIG. 6 is a bottom plan view thereof;
FIG. 7 is a left side elevational view thereof; and,
FIG. 8 is a right side elevational view thereof.
The broken lines in the drawings depict unclaimed environmental subject matter and form no part of the claimed design.

1 Claim, 3 Drawing Sheets



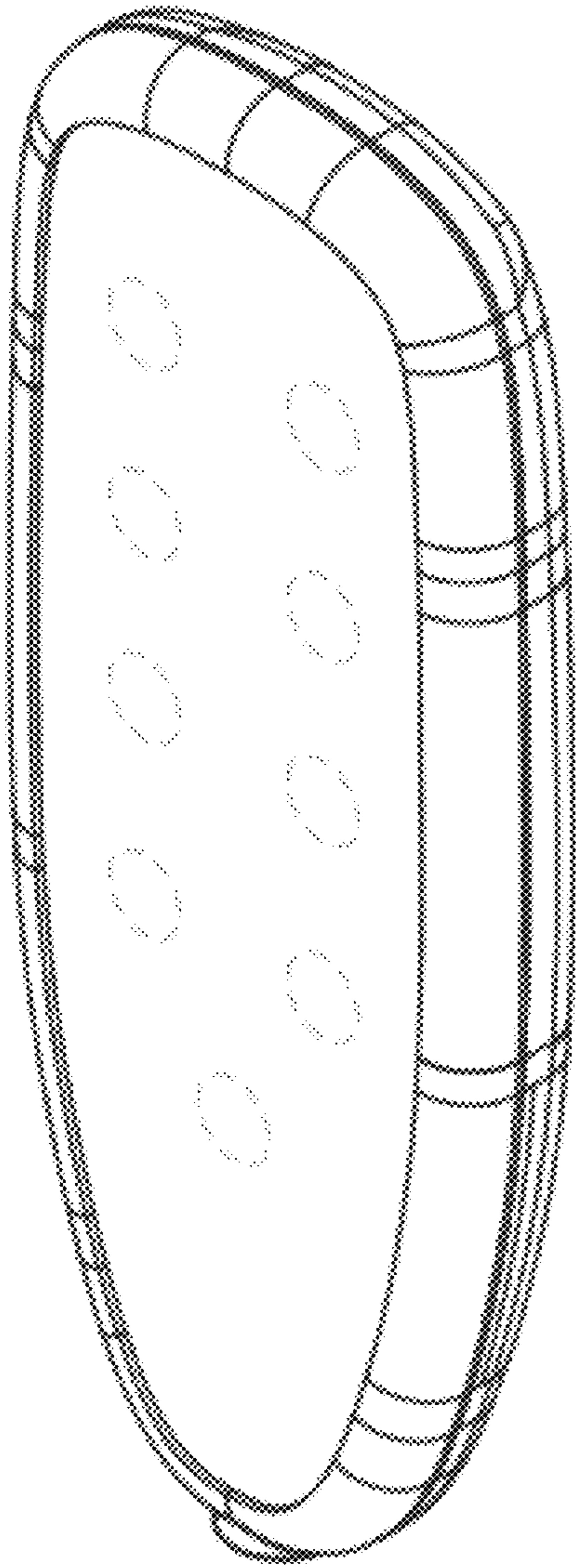


FIG. 1

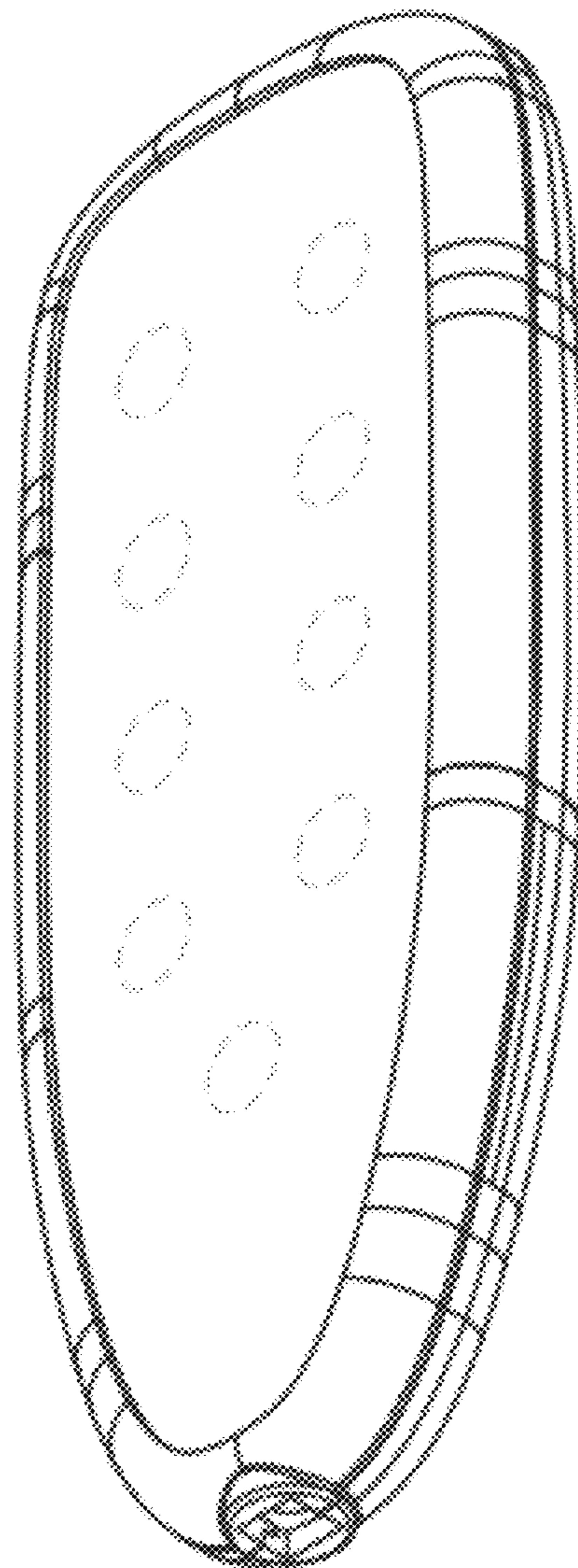


FIG. 2

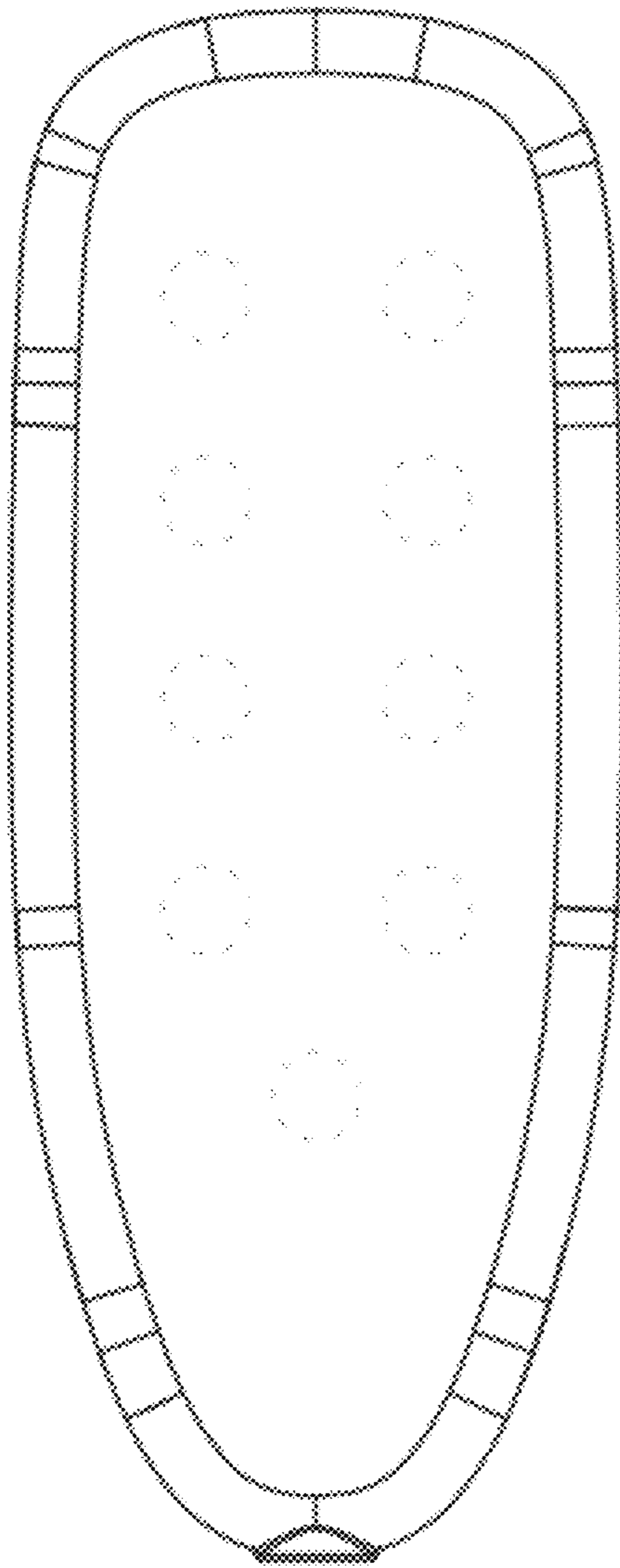


FIG. 3

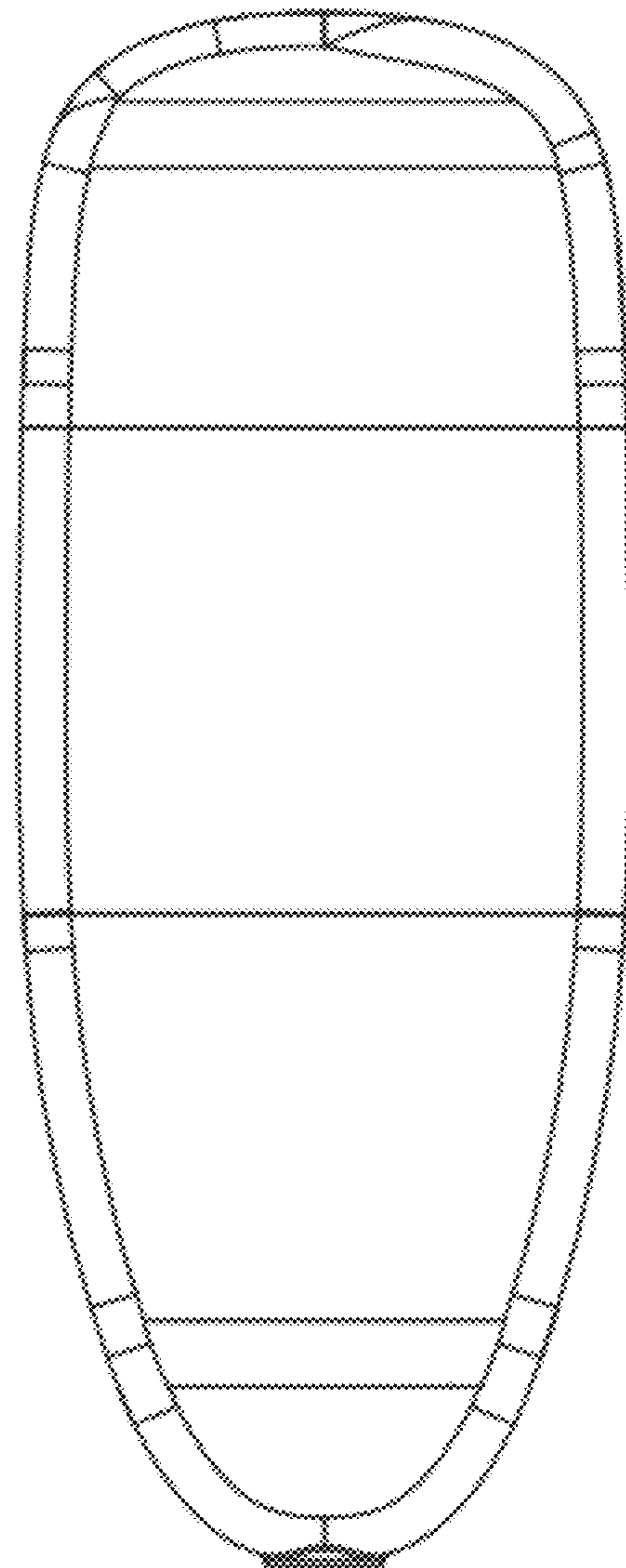


FIG. 4

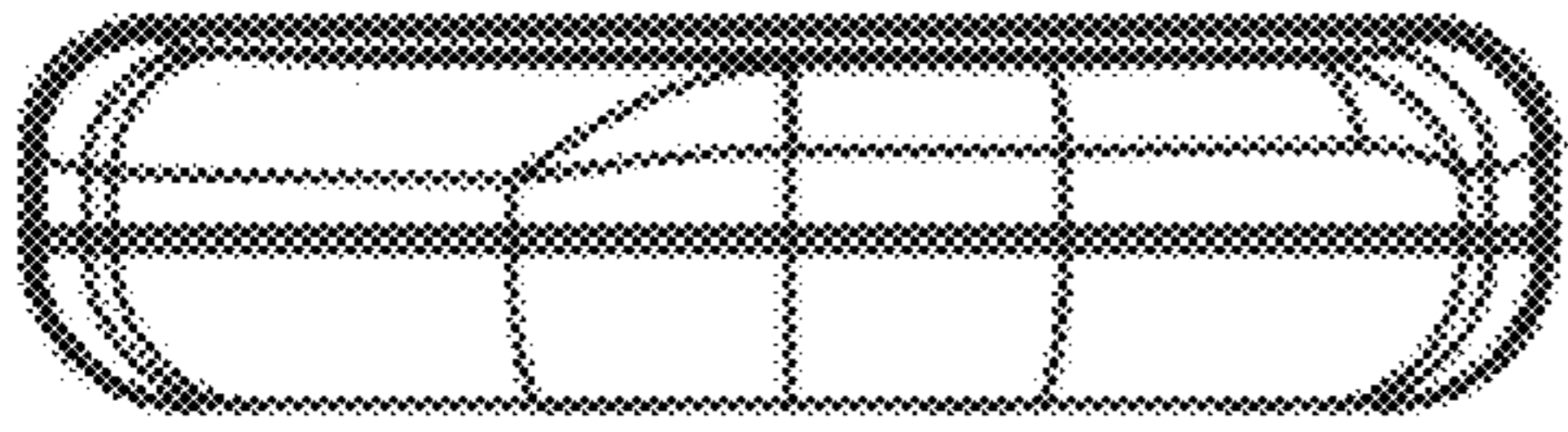


FIG. 5

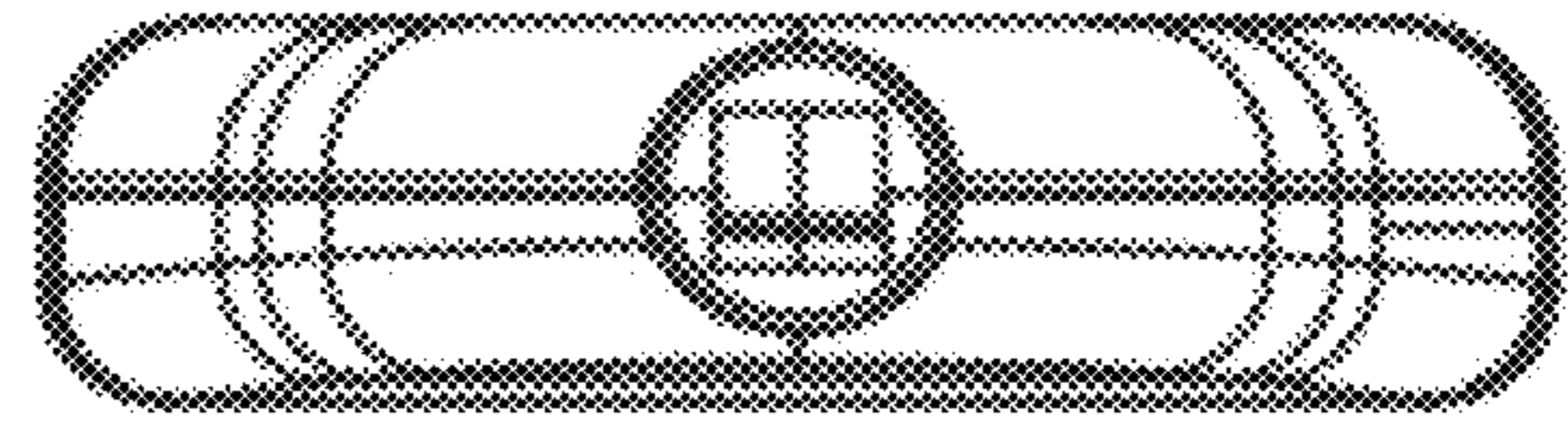


FIG. 6




FIG. 7




FIG. 8