



US00D662051S

(12) **United States Design Patent**  
**Saunders et al.**

(10) **Patent No.:** **US D662,051 S**  
(45) **Date of Patent:** **\*\* Jun. 19, 2012**

(54) **PORTABLE POWER SUPPLY**

(75) Inventors: **Darrel Saunders**, Simpsonville, SC  
(US); **Benjamin Mull**, San Jose, CA  
(US); **Matthew Morley**, Fremont, CA  
(US)

(73) Assignee: **North American Rescue, LLC**, Greer,  
SC (US)

(\*\*) Term: **14 Years**

(21) Appl. No.: **29/397,423**

(22) Filed: **Jul. 15, 2011**

(51) **LOC (9) Cl.** ..... **13-02**

(52) **U.S. Cl.** ..... **D13/110**

(58) **Field of Classification Search** ..... D13/110,  
D13/101, 102, 103, 107, 108, 118, 119, 123,  
D13/184, 199; 307/62, 82, 109, 150, 151;  
320/104, 107, 111, 112, 113, 115, 132, 134,  
320/150; 361/600, 601, 623; 429/96, 97,  
429/98, 99, 100, 163, 170, 176

See application file for complete search history.

(56) **References Cited**

U.S. PATENT DOCUMENTS

D331,385 S \* 12/1992 Oka ..... D13/110  
D423,451 S \* 4/2000 Heckenast et al. .... D13/110  
D446,498 S \* 8/2001 Galante et al. .... D13/110  
D456,006 S \* 4/2002 Maher et al. .... D13/110  
D480,684 S \* 10/2003 Ho ..... D13/110

D482,653 S \* 11/2003 Cho ..... D13/110  
D491,523 S \* 6/2004 Chi et al. .... D13/110  
D559,179 S \* 1/2008 Kuo ..... D13/110

\* cited by examiner

*Primary Examiner* — Derrick Holland

(74) *Attorney, Agent, or Firm* — Douglas W. Kim; McNair  
Law Firm, P.A.

(57) **CLAIM**


The ornamental design for a portable power supply, as shown  
and described.


**DESCRIPTION**

FIG. 1 is a front perspective view of the portable power  
supply;  
FIG. 2 is a front elevation view of the portable power supply;  
FIG. 3 is a rear elevation view of the portable power supply;  
FIG. 4 is a right side elevation view of the portable power  
supply;  
FIG. 5 is a left side elevation view of the portable power  
supply;  
FIG. 6 is a bottom view of the portable power supply;  
FIG. 7 is a top view of the portable power supply;  
FIG. 8 is a perspective view of the housing of the portable  
power supply with the cover removed; and,  
FIG. 9 is a perspective view of the cover of the portable power  
supply removed.

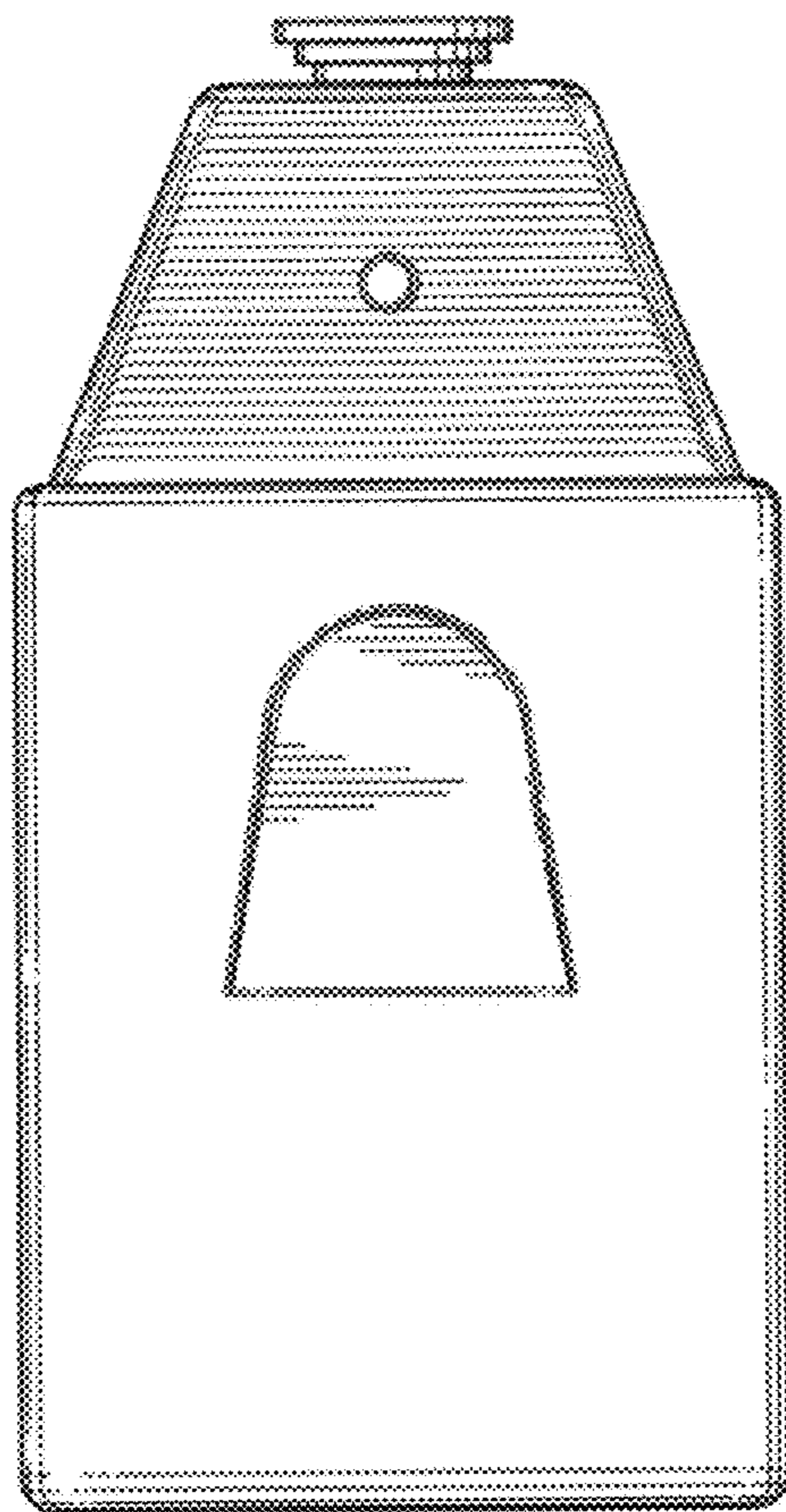
The broken lines shown represent unclaimed subject matter  
and form no part of the claimed design.

**1 Claim, 4 Drawing Sheets**

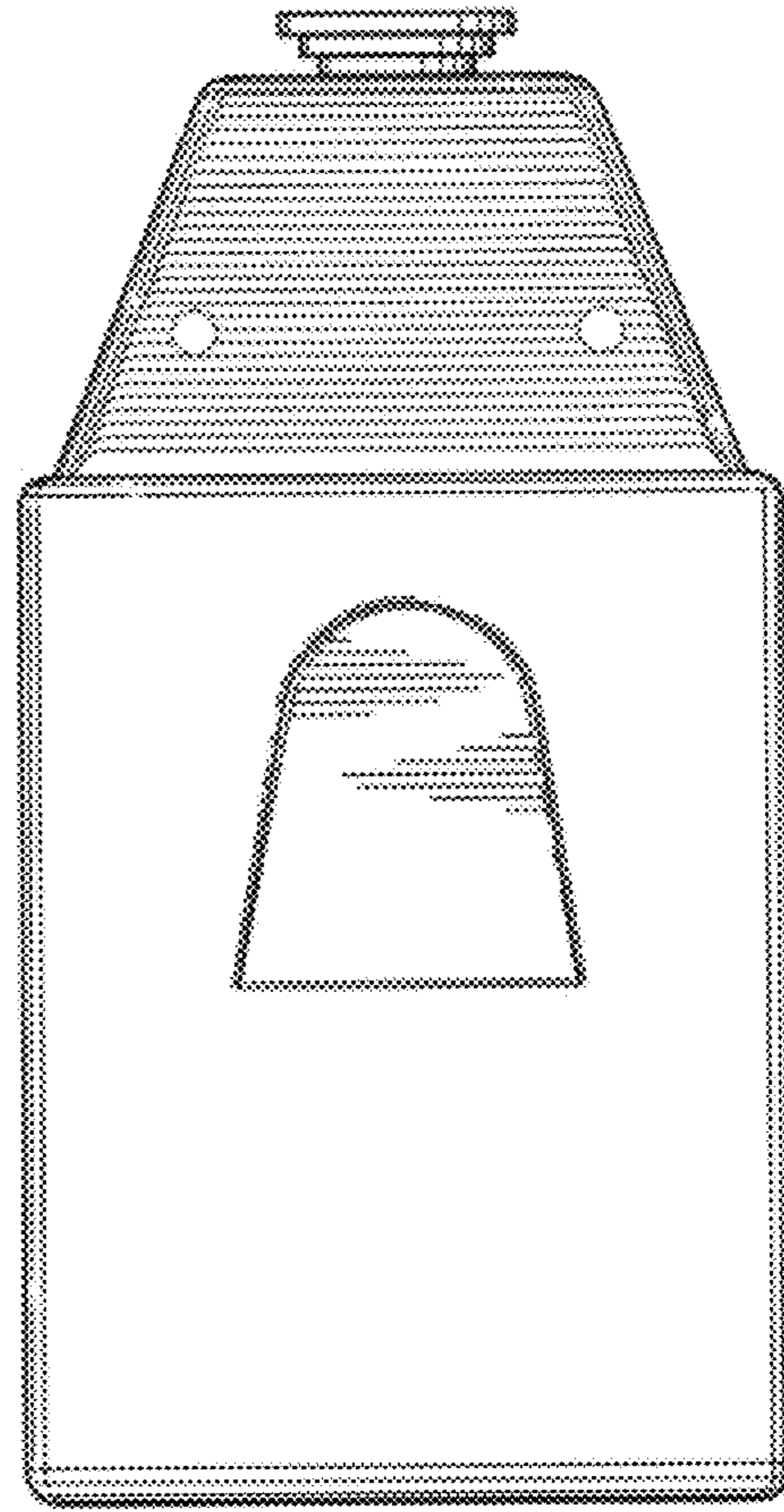





*Fig. 1*




*Fig. 2*



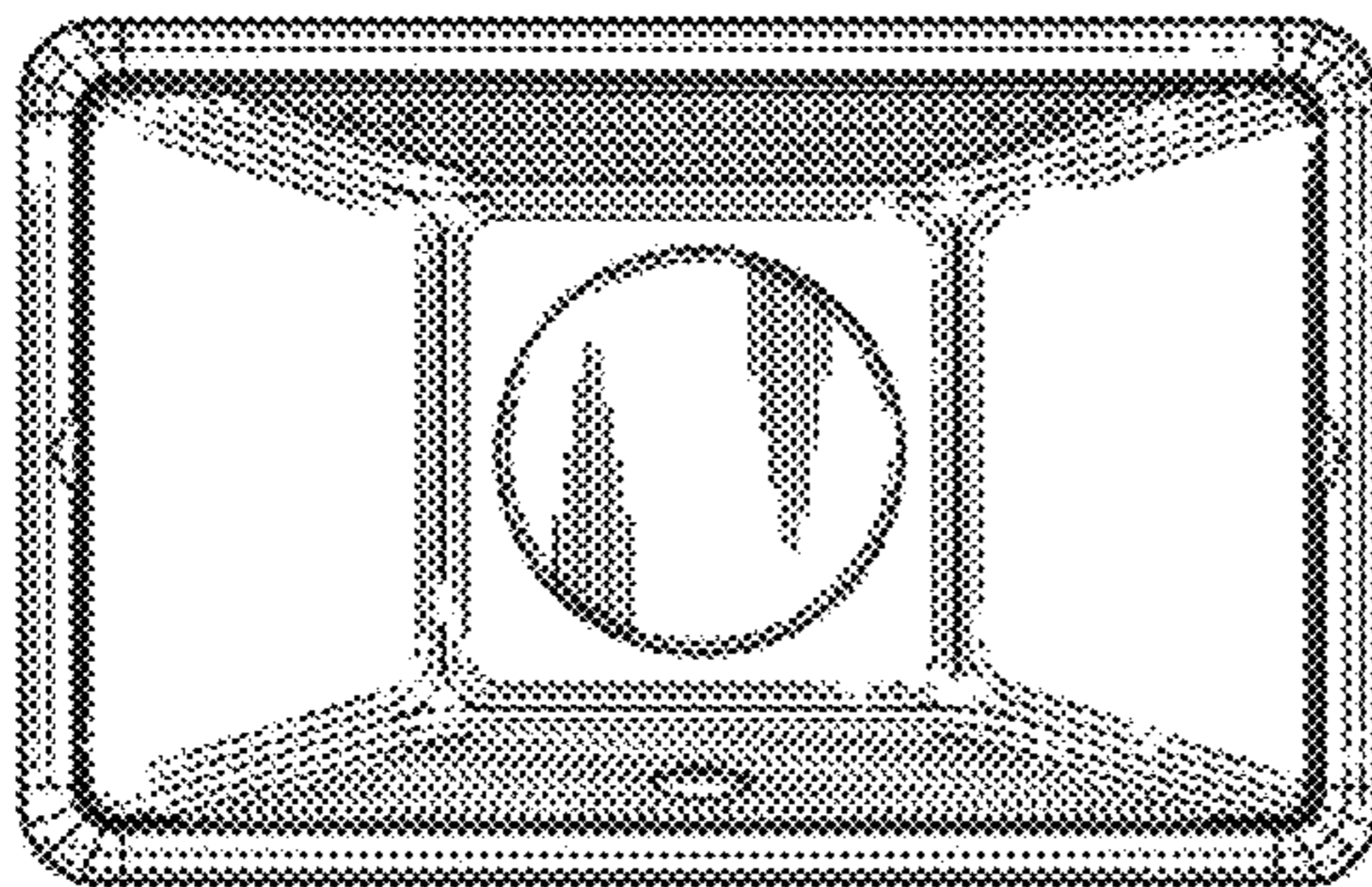
*Fig. 3*




*Fig. 4*



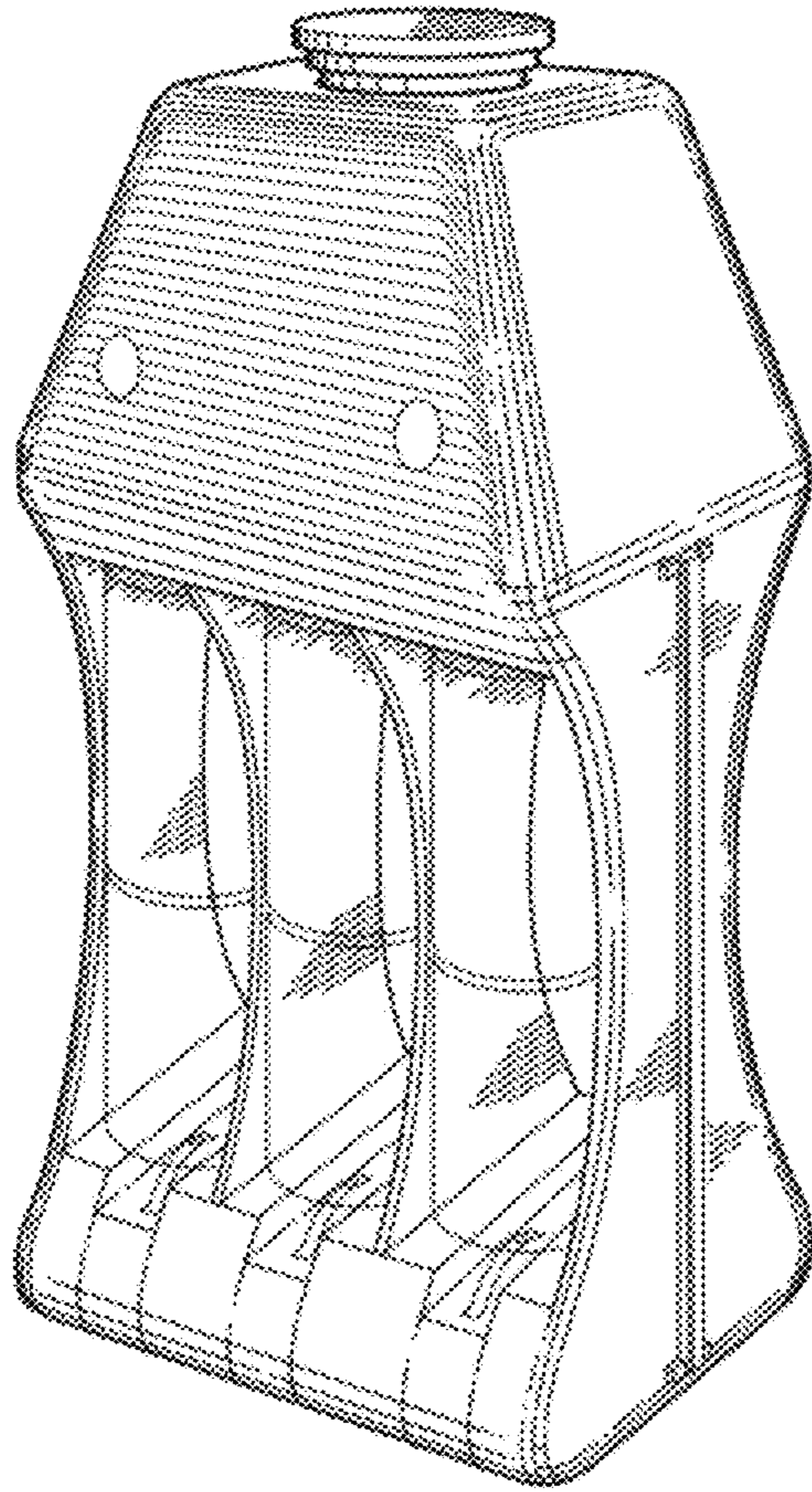
*Fig. 5*



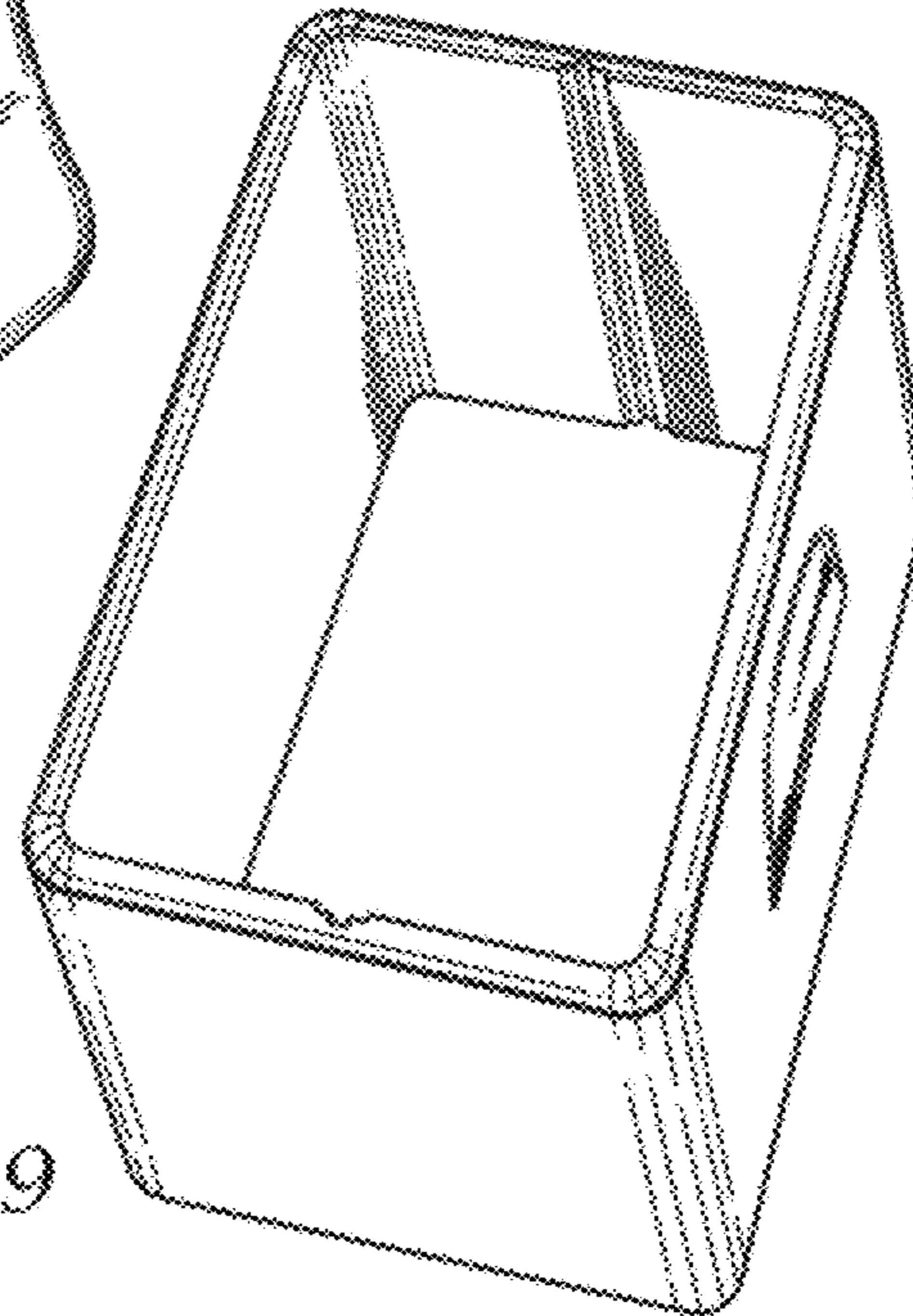
*Fig. 6*



*Fig. 7*



*Fig. 8*



*Fig. 9*