



US00D662048S

(12) **United States Design Patent**  
**Roberts et al.**

(10) **Patent No.:** **US D662,048 S**  
(45) **Date of Patent:** **\*\* Jun. 19, 2012**

(54) **VEHICLE BATTERY CHARGER**

(75) Inventors: **Julie Christine Roberts**, Cedarburg, WI (US); **Daryl Charles Brockman**, Shorewood, WI (US); **James Cameron Douglass**, Shorewood, WI (US); **Gerald Jay Demirjian**, Auburn, NH (US); **Robert Fred Unger**, Rye, NH (US); **Timothy Corcoran Repp**, Pleasant Valley, CT (US)

(73) Assignee: **Johnson Controls Technology Company**, Holland, MI (US)

(\*\*) Term: **14 Years**

(21) Appl. No.: **29/404,498**

(22) Filed: **Oct. 21, 2011**

(51) **LOC (9) Cl.** ..... **13-02**

(52) **U.S. Cl.** ..... **D13/107**

(58) **Field of Classification Search** ..... D13/107-110,  
D13/118-119, 184; D15/9; 320/103-105,  
320/107-115

See application file for complete search history.

(56) **References Cited**

**U.S. PATENT DOCUMENTS**

D450,035 S *	11/2001	Ahlgren	.....	D13/119
D464,935 S *	10/2002	Krieger et al.	.....	D13/110
D530,271 S *	10/2006	Hriscu et al.	.....	D13/107
D549,170 S *	8/2007	Yen	.....	D13/107

D585,822 S *	2/2009	Hsu	.....	D13/107
D594,405 S *	6/2009	Murray et al.	.....	D13/107
D601,496 S *	10/2009	Shum et al.	.....	D13/107
D610,089 S *	2/2010	Mack	.....	D13/119
D636,332 S *	4/2011	Hsu	.....	D13/109
D649,931 S *	12/2011	James	.....	D13/107

\* cited by examiner

*Primary Examiner* — Rosemary K Tarcza  
(74) *Attorney, Agent, or Firm* — Fletcher Yoder, P.C.

(57) **CLAIM**

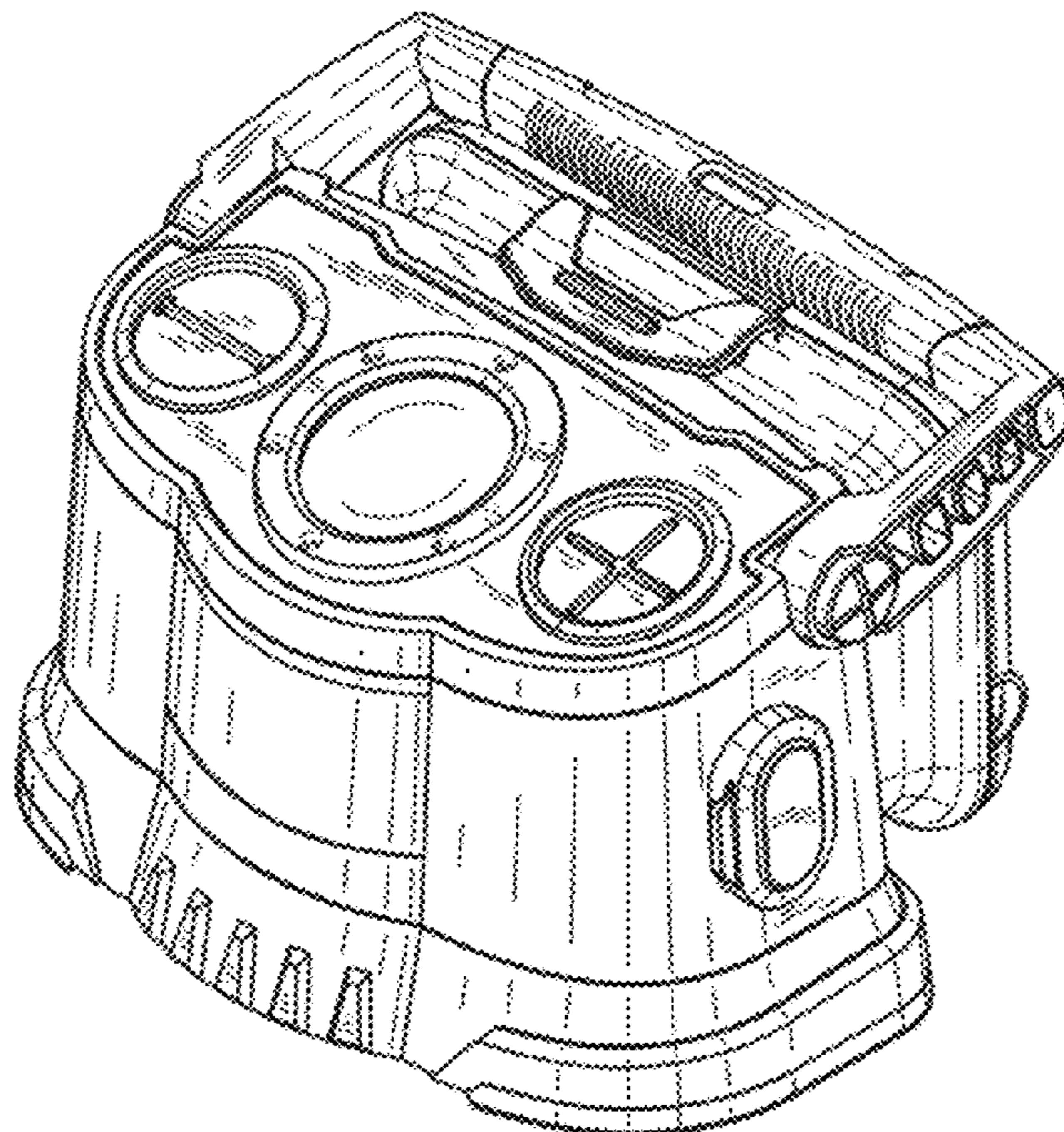
The ornamental design for a vehicle battery charger, as shown and described.

**DESCRIPTION**

FIG. 1 is a perspective view of the ornamental design for the vehicle battery charger;  
FIG. 2 is a front view of the vehicle battery charger of FIG. 1;  
FIG. 3 is a back view of the vehicle battery charger of FIG. 1;  
FIG. 4 is a right side view of the vehicle battery charger of FIG. 1;  
FIG. 5 is a left side view of the vehicle battery charger of FIG. 1;  
FIG. 6 is a top view of the vehicle battery charger of FIG. 1; and,  
FIG. 7 is a bottom view of the vehicle battery charger of FIG. 1.

In these drawings, the solid lines illustrate the claimed ornamental design, whereas the broken lines illustrate environmental features that form no part of the claimed ornamental design.

**1 Claim, 5 Drawing Sheets**





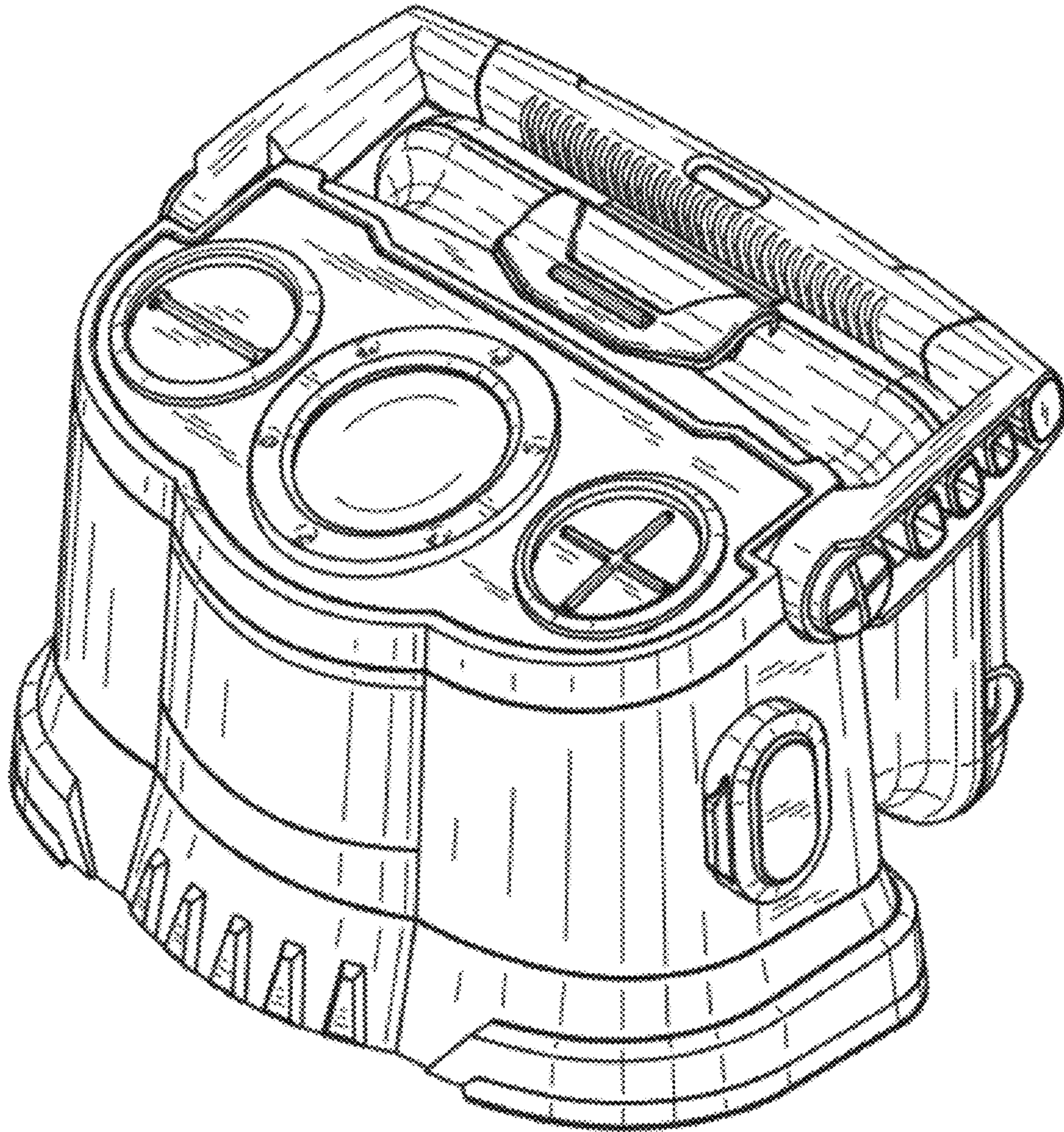


FIG. 1



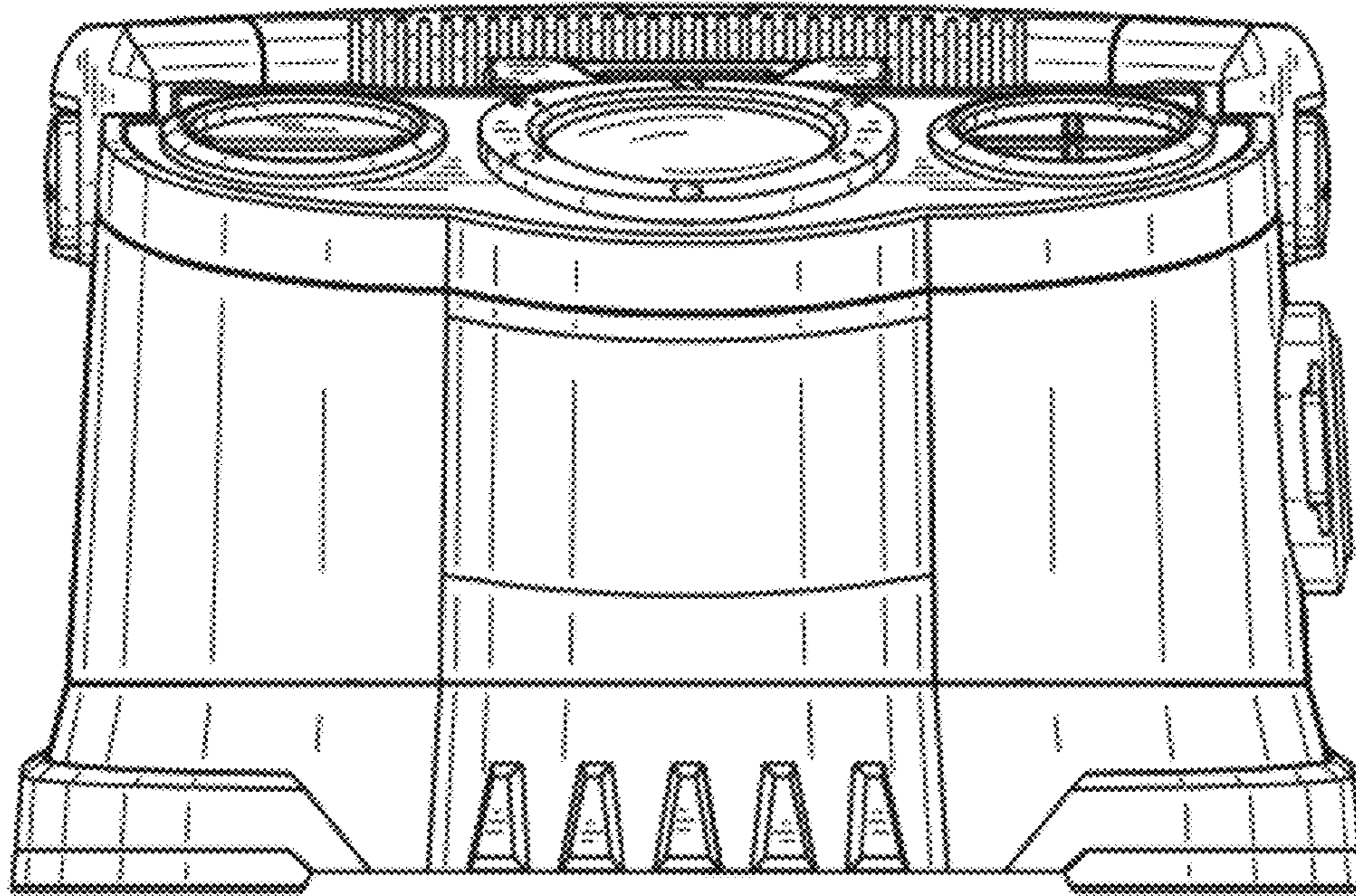


FIG. 2

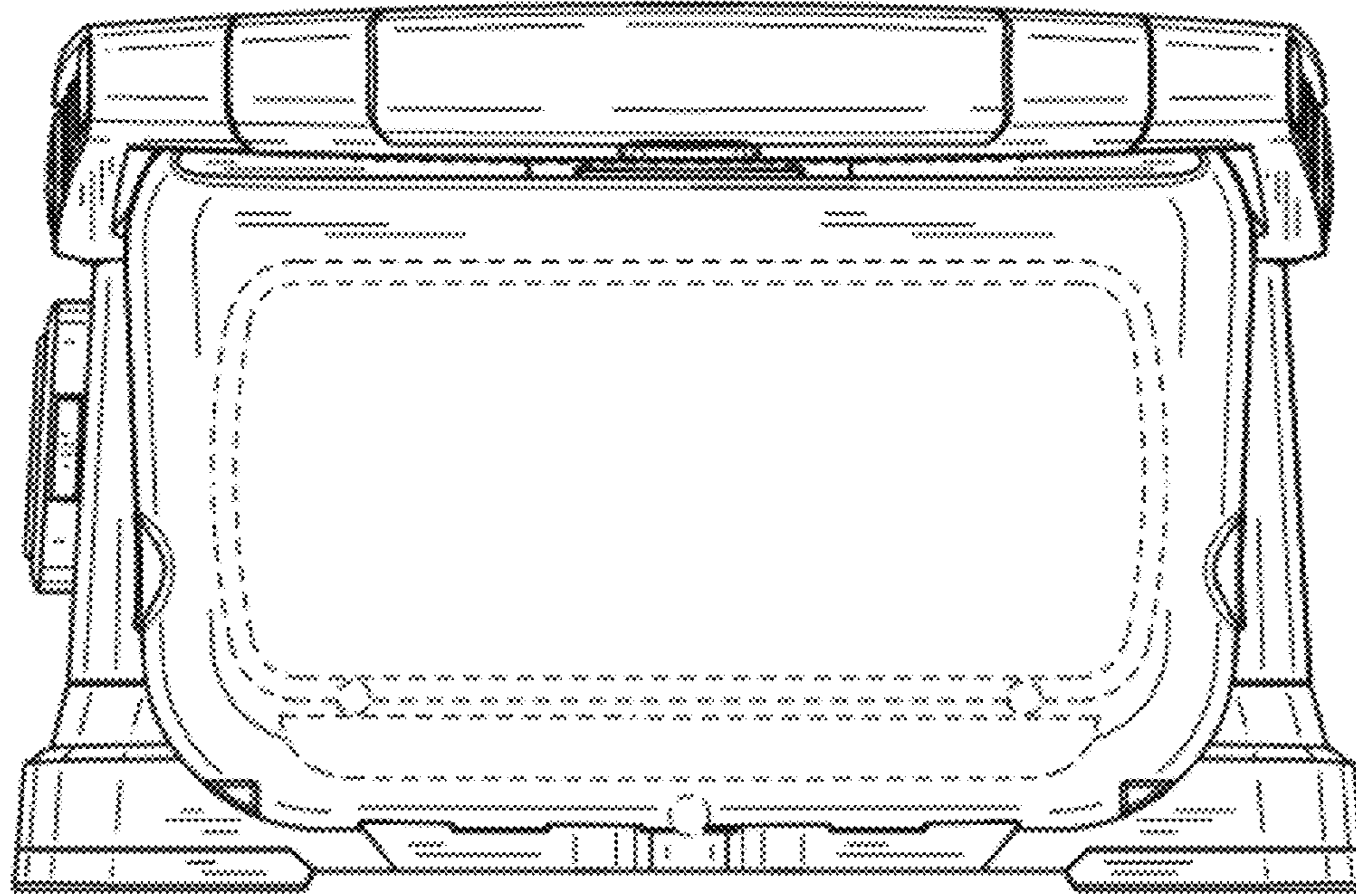


FIG. 3






FIG. 4




FIG. 5



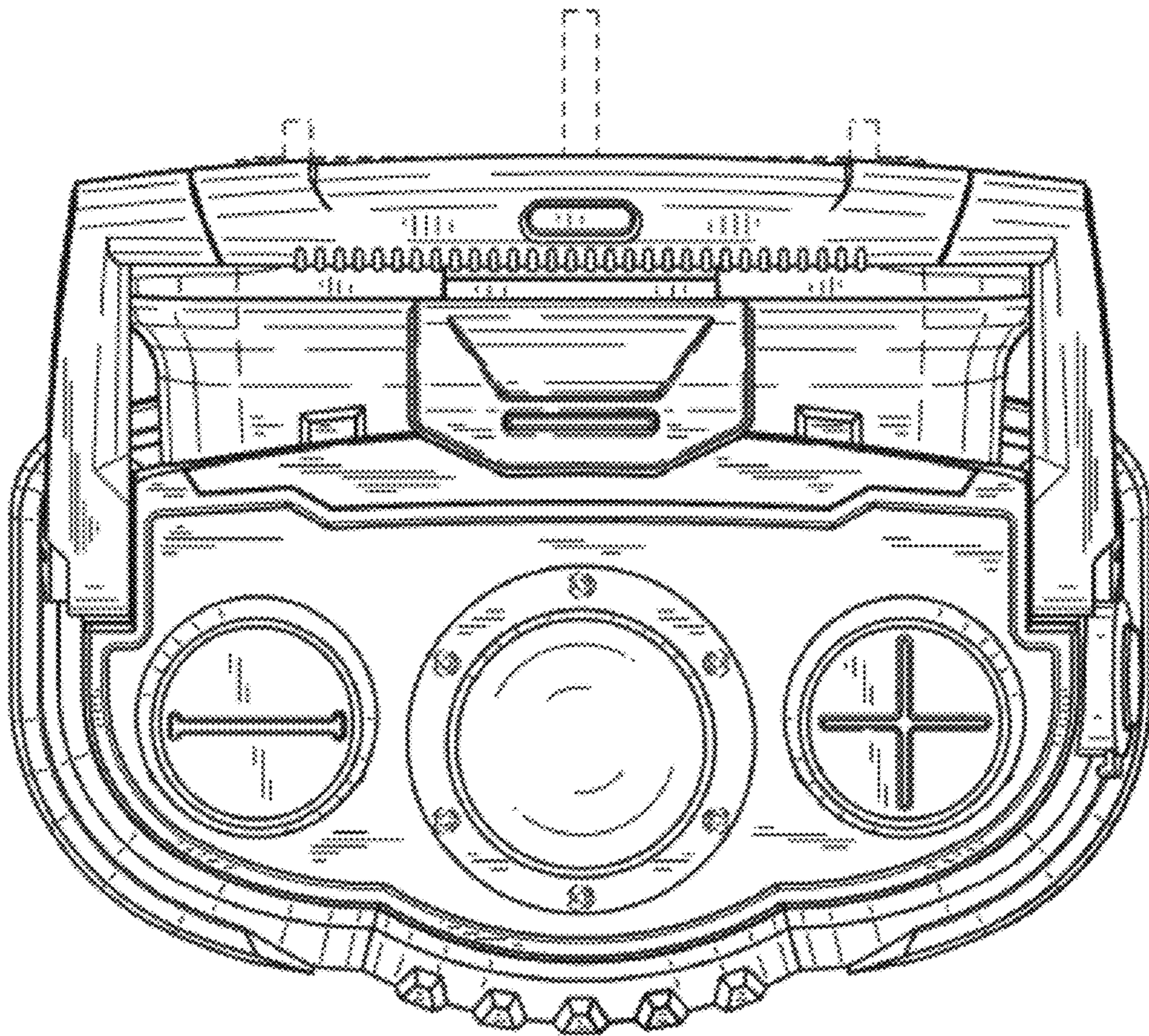


FIG. 6

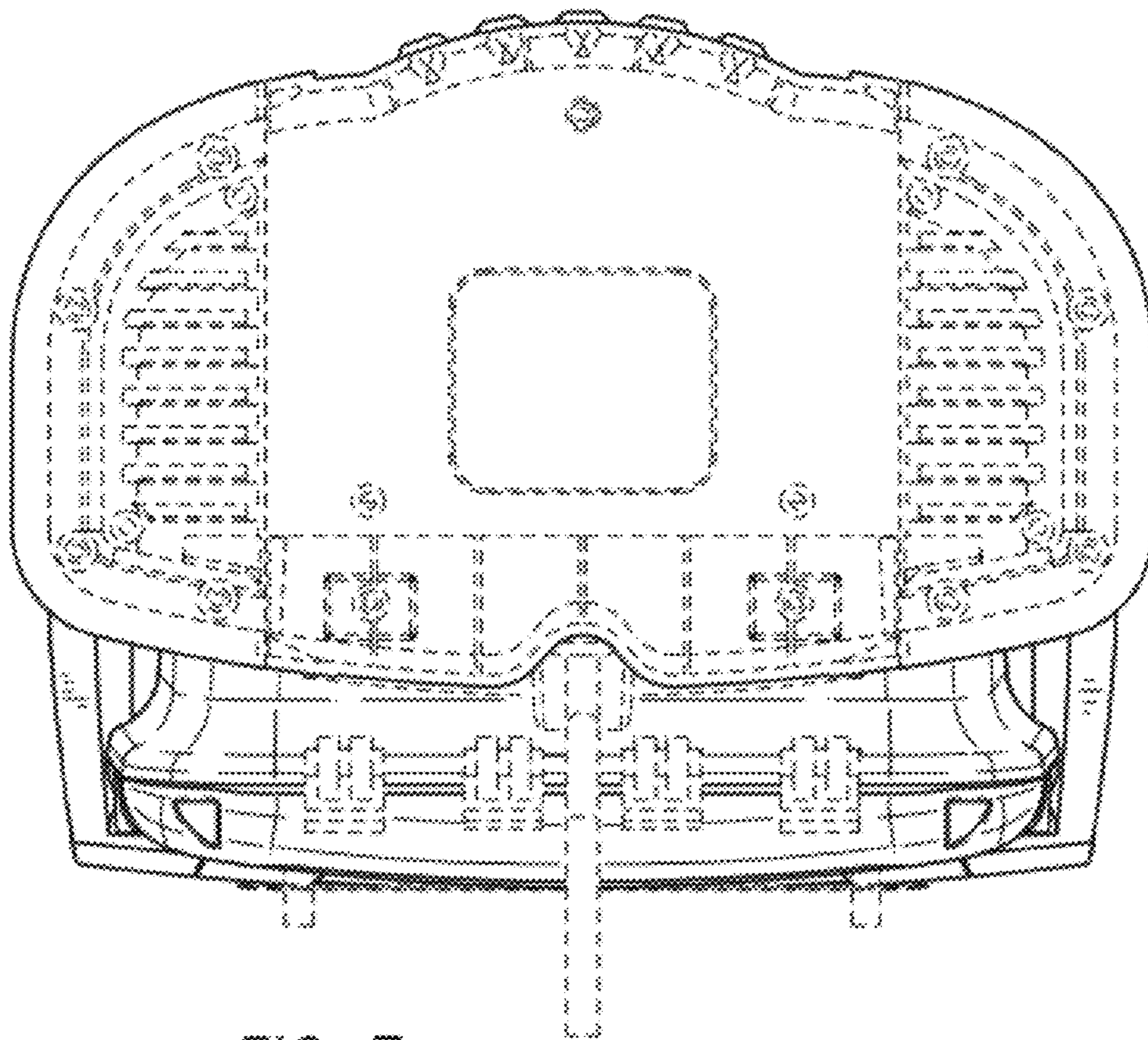


FIG. 7