

US00D662044S

(12) **United States Design Patent**  
**Lemelman et al.**

(10) **Patent No.:** **US D662,044 S**  
(45) **Date of Patent:** **\*\* \*Jun. 19, 2012**

(54) **EXTERNAL BATTERY TO SMARTPHONE WITH REPLACEMENT BATTERY DOOR**

(75) Inventors: **Brian Lemelman**, Juno Beach, FL (US);  
**Alexandra Lemelman**, New York, NY (US); **David Lemelman**, New York, NY (US)

(73) Assignee: **Third Rail Mobility, LLC.**, Juno Beach, FL (US)

(\*) Notice: This patent is subject to a terminal disclaimer.

(\*\*) Term: **14 Years**

(21) Appl. No.: **29/399,392**

(22) Filed: **Aug. 12, 2011**

(51) **LOC (9) Cl.** ..... **13-02**

(52) **U.S. Cl.** ..... **D13/103**

(58) **Field of Classification Search** ..... D13/102–106,  
D13/110, 118–119, 184; 429/96–100, 163,  
429/176

See application file for complete search history.

(56) **References Cited**

**U.S. PATENT DOCUMENTS**

D339,104 S *	9/1993	Jackson	.....	D13/110
D348,247 S	6/1994	Cooper		
D357,896 S *	5/1995	Berry	.....	D13/103
D363,056 S *	10/1995	Vinciarelli et al.	.....	D13/110
5,586,002 A	12/1996	Notarianni		
5,825,408 A	10/1998	Yuyama et al.		
5,859,481 A	1/1999	Banyas		
D409,136 S *	5/1999	Sumita et al.	.....	D13/103
D411,165 S	6/1999	Deslyper et al.		
D414,158 S	9/1999	Frye et al.		
6,020,085 A	2/2000	Towle		
6,043,626 A	3/2000	Snyder et al.		
D422,263 S *	4/2000	Waldner	.....	D13/103
D422,962 S *	4/2000	Shevlin et al.	.....	D13/103

D425,859 S *	5/2000	Oliver et al.	.....	D13/119
6,178,087 B1	1/2001	Cho et al.		
6,184,654 B1	2/2001	Bachner, III et al.		
6,535,199 B1	3/2003	Canova, Jr. et al.		
6,597,151 B1	7/2003	Price et al.		
D478,866 S	8/2003	Nalai		
D481,995 S	11/2003	Yokota		
6,791,907 B2	9/2004	Berhan		
D496,906 S *	10/2004	Vinciarelli et al.	.....	D13/110
D505,944 S *	6/2005	Watanabe et al.	.....	D14/248
6,920,344 B2	7/2005	Jang		
D508,892 S *	8/2005	Schlieffers et al.	.....	D13/103
D512,713 S *	12/2005	Watanabe et al.	.....	D14/248
D524,241 S	7/2006	Takeshita et al.		
7,158,376 B2	1/2007	Richardson et al.		
D559,859 S	1/2008	Kim		
D563,429 S	3/2008	Langen et al.		
7,393,608 B2	7/2008	Cho		
7,471,059 B2	12/2008	Bayne et al.		

(Continued)

**OTHER PUBLICATIONS**

U.S. Appl. No. 29/399,392, Lemelman et al.

*Primary Examiner* — Rosemary K Tarcza

(74) *Attorney, Agent, or Firm* — Wilmer Cutler Pickering Hale and Dorr LLP

(57) **CLAIM**

The ornamental design for an external battery to smartphone with replacement battery door, as shown and described.

**DESCRIPTION**

FIG. 1 is a top, front, and left side perspective view.

FIG. 2 is a front elevational view.

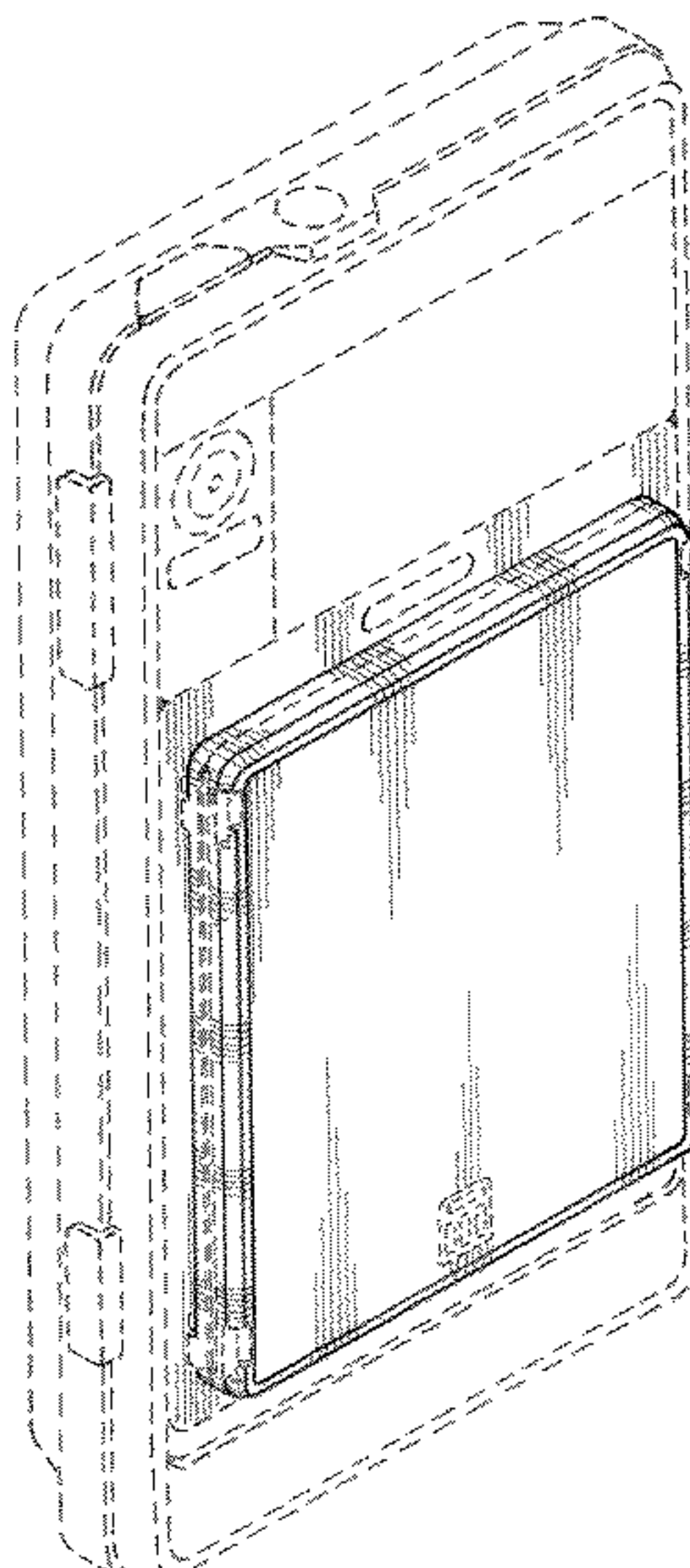
FIG. 3 is a left side elevational view, the right side being a mirror image thereof.

FIG. 4 is a top plan view; and,

FIG. 5 is a bottom plan view.

The broken lines in the figures are for illustration purposes only, and form no part of the claimed invention.

**1 Claim, 4 Drawing Sheets**



# US D662,044 S

Page 2

---

## U.S. PATENT DOCUMENTS

7,538,532	B2	5/2009	Hack et al.			
D594,030	S	6/2009	Rayn			
D603,855	S	* 11/2009	Nuovo et al.	.....	D14/248	
7,612,997	B1	11/2009	Diebel et al.			
7,619,388	B1	11/2009	Nana			
7,638,969	B2	12/2009	Woud			
D610,568	S	2/2010	Yu			
7,715,867	B2	5/2010	He et al.			
D620,919	S	8/2010	Lee			
D621,393	S	* 8/2010	Panahi et al.	.....	D14/250	
D629,788	S	12/2010	Lee			
D637,995	S	5/2011	Rayn			
D644,988	S	9/2011	Finney et al.			
D650,810	S	12/2011	Lemelman et al.			
D651,167	S	12/2011	Lemelman et al.			

\* cited by examiner



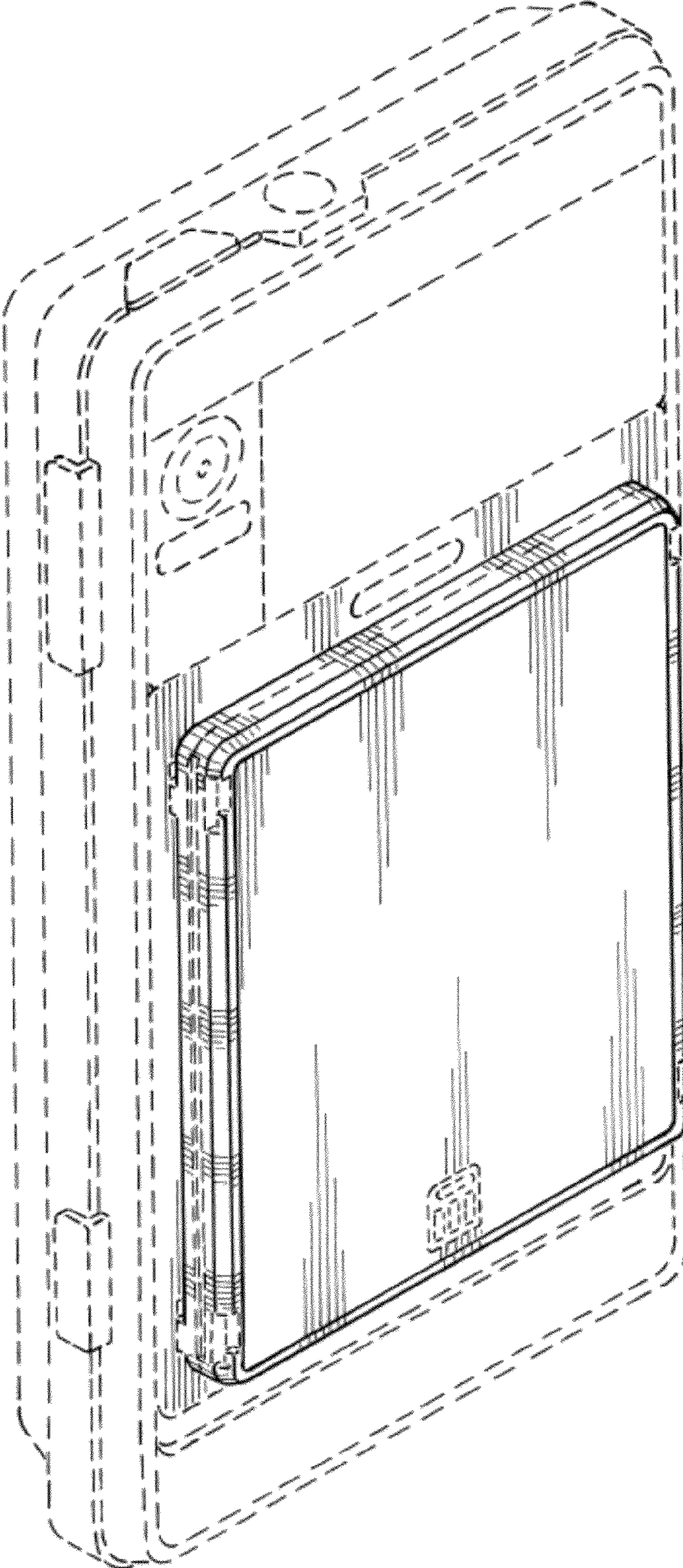
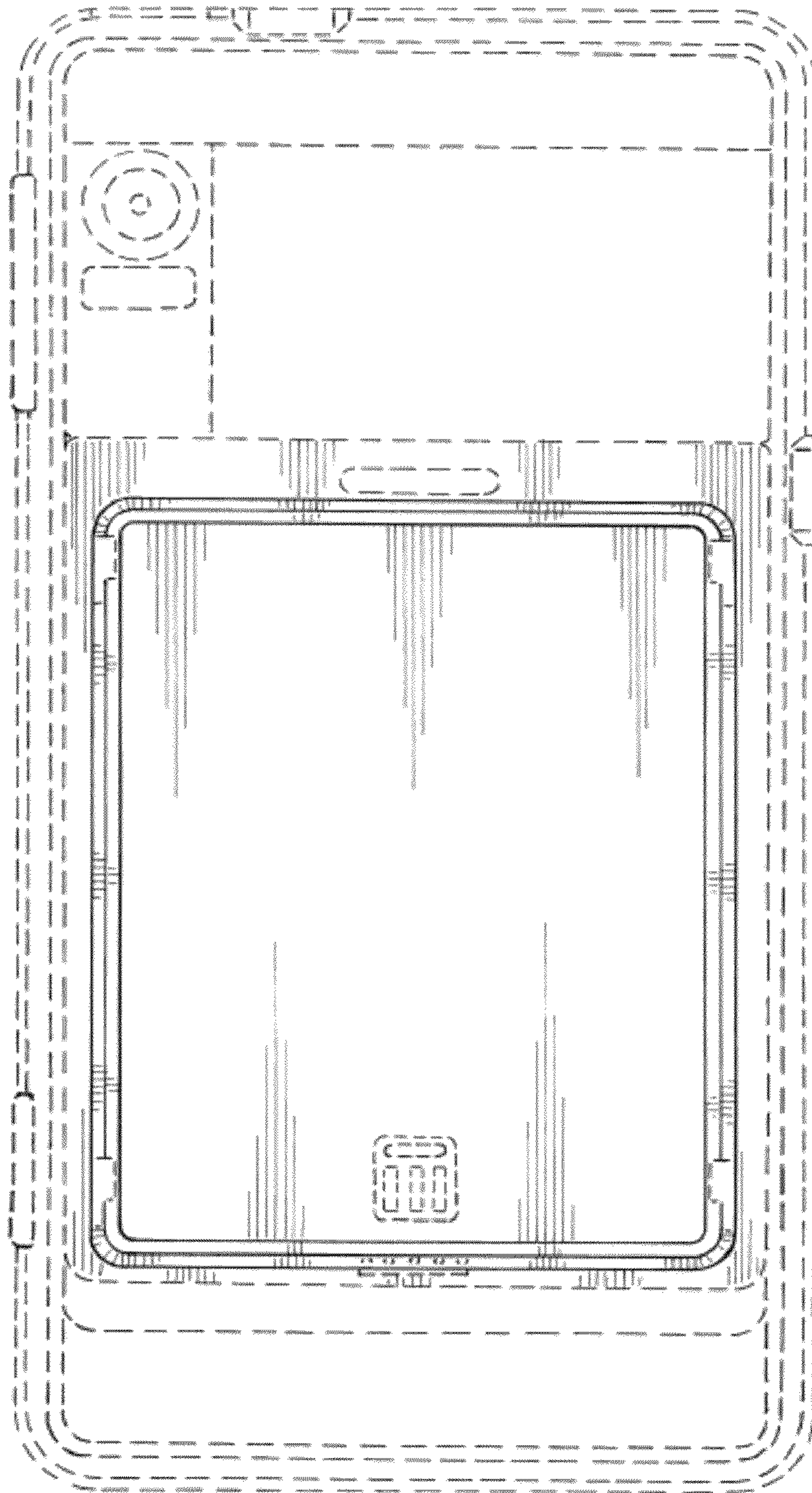
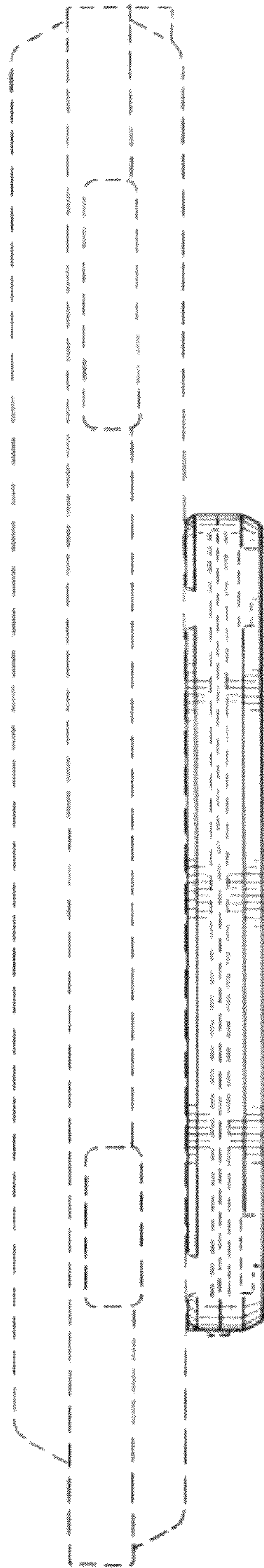


Fig. 1

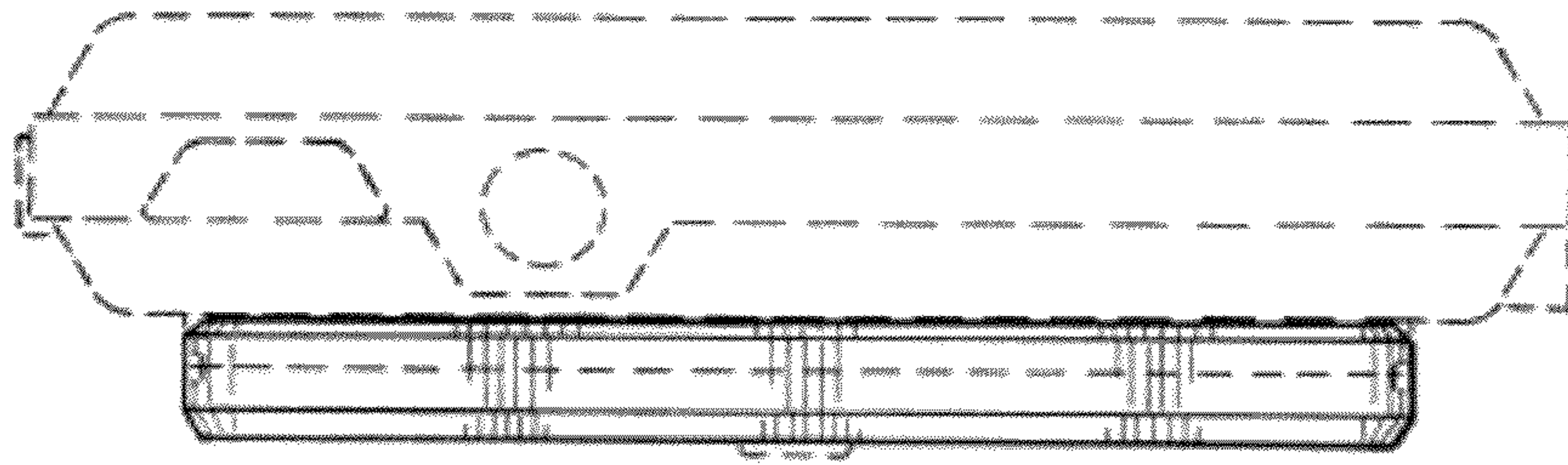




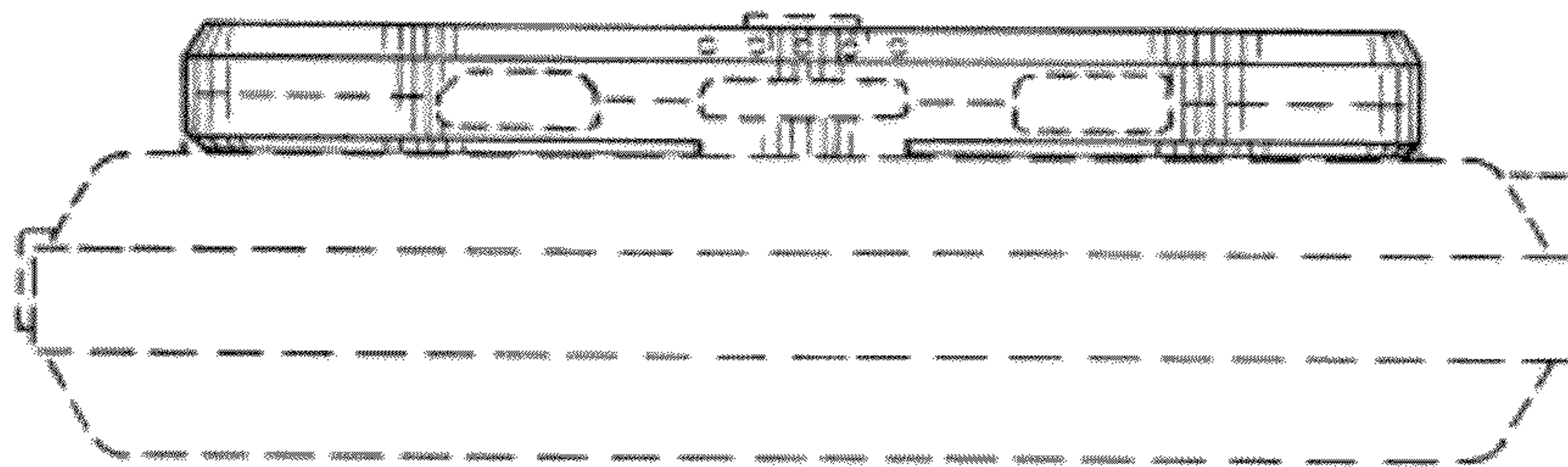
*Fig. 2*



*Fig. 3*



*Fig. 4*



*Fig. 5*