



US00D662021S

(12) **United States Design Patent**
Grossenbacher

(10) **Patent No.:** **US D662,021 S**
(45) **Date of Patent:** **** Jun. 19, 2012**

- (54) **VEHICLE WHEEL**
- (75) Inventor: **John L. Grossenbacher**, Cuyahoga Falls, OH (US)
- (73) Assignee: **Accuride Corporation**, Evansville, IN (US)
- (**) Term: **14 Years**
- (21) Appl. No.: **29/365,898**
- (22) Filed: **Jul. 16, 2010**
- (51) **LOC (9) Cl.** **12-16**
- (52) **U.S. Cl.** **D12/209**
- (58) **Field of Classification Search** D12/204-213;
301/37.101, 64.101, 65, 64.201
See application file for complete search history.

- D397,662 S 9/1998 LeJuerne
- D408,003 S * 4/1999 Sacco et al. D12/209
- D408,776 S 4/1999 Sacco et al.
- D422,259 S 4/2000 Johnson
- D427,960 S * 7/2000 Sacco et al. D12/209
- D440,535 S 4/2001 Penzes
- D445,751 S 7/2001 Pfeiffer et al.
- D454,531 S 3/2002 Amatino
- D455,692 S * 4/2002 Iguchi et al. D12/209
- D480,677 S 10/2003 Atwell
- D491,128 S 6/2004 Hall et al.
- D494,120 S 8/2004 Pfeiffer
- D496,315 S * 9/2004 Pfeiffer et al. D12/209
- D502,435 S * 3/2005 Kuninari et al. D12/209
- D502,436 S * 3/2005 Kudo et al. D12/209
- D502,908 S 3/2005 Mahachanh et al.
- D504,099 S 4/2005 Boyer
- D504,378 S 4/2005 Grossenbacher et al.
- D504,650 S * 5/2005 Ishiwata D12/209

(Continued)

(56) **References Cited**

U.S. PATENT DOCUMENTS

- D97,554 S 11/1935 Hunt
- D99,805 S 5/1936 Horn
- D103,778 S 3/1937 Hunt
- D103,779 S 3/1937 Hunt
- 2,217,646 A * 10/1940 Eksergian D12/209
- 2,552,936 A * 5/1951 Chatterton D12/209
- D225,842 S * 1/1973 Clement D12/209
- D232,930 S 9/1974 Edwards
- D299,918 S * 2/1989 Envall et al. D12/209
- D325,018 S * 3/1992 Nordmann D12/209
- D325,189 S * 4/1992 Kapitza D12/209
- 5,188,429 A * 2/1993 Heck et al. 301/64.307
- D334,730 S * 4/1993 Chung D12/209
- D351,581 S * 10/1994 Chung D12/209
- D356,538 S 3/1995 Botterman
- D358,797 S 5/1995 Botterman
- D361,052 S 8/1995 Clements et al.
- 5,441,334 A * 8/1995 Botterman et al. 301/37.11
- 5,466,050 A * 11/1995 Botterman et al. 301/65
- D380,433 S * 7/1997 Chung D12/209
- D388,044 S * 12/1997 Maier D12/204
- D388,760 S 1/1998 Sacco et al.

OTHER PUBLICATIONS

Declaration of John L. Grossenbacher (Oct. 7, 2010).

Primary Examiner — Stacia Cadmus

(74) *Attorney, Agent, or Firm* — Michael Best & Friedrich LLP

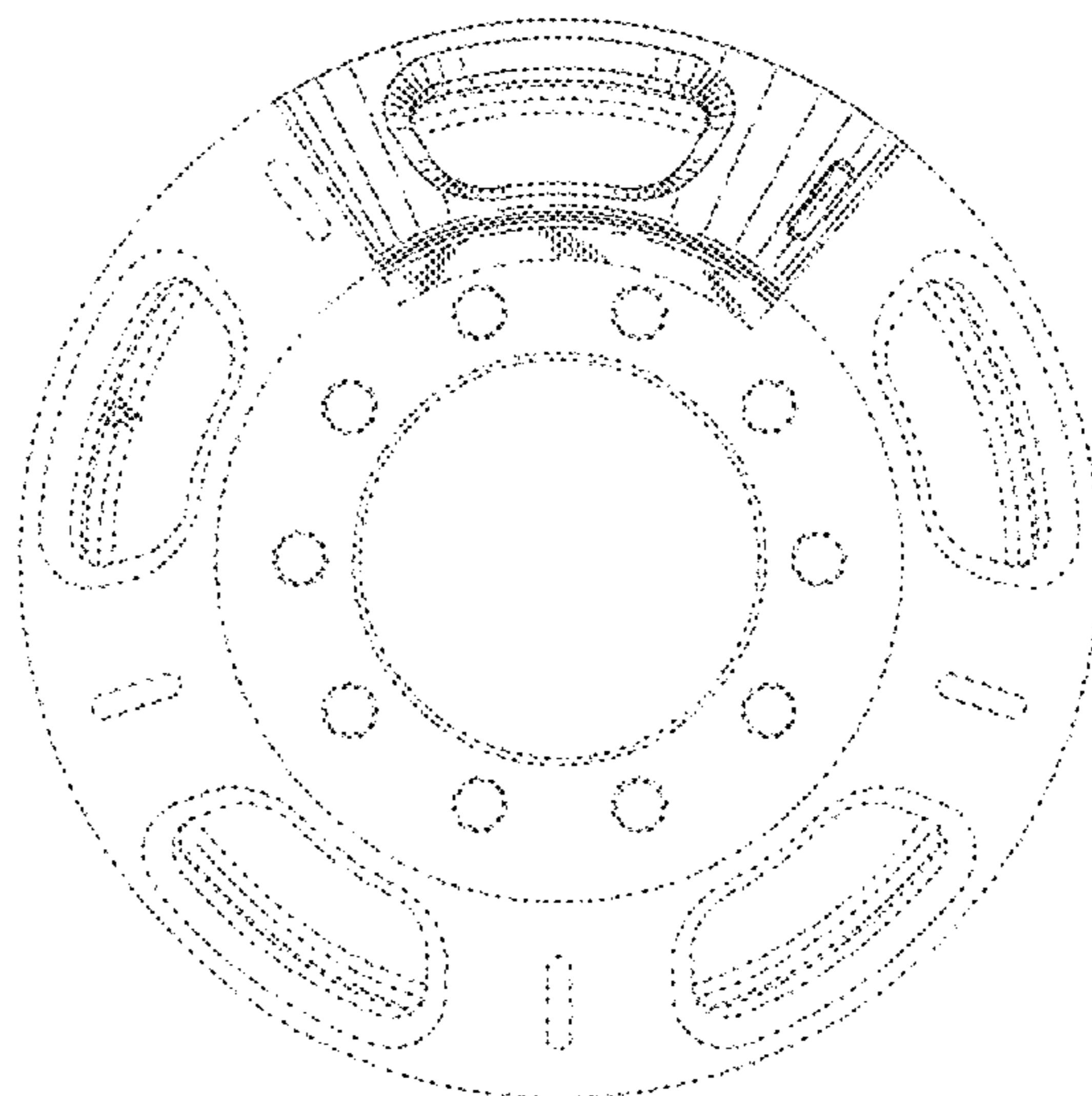
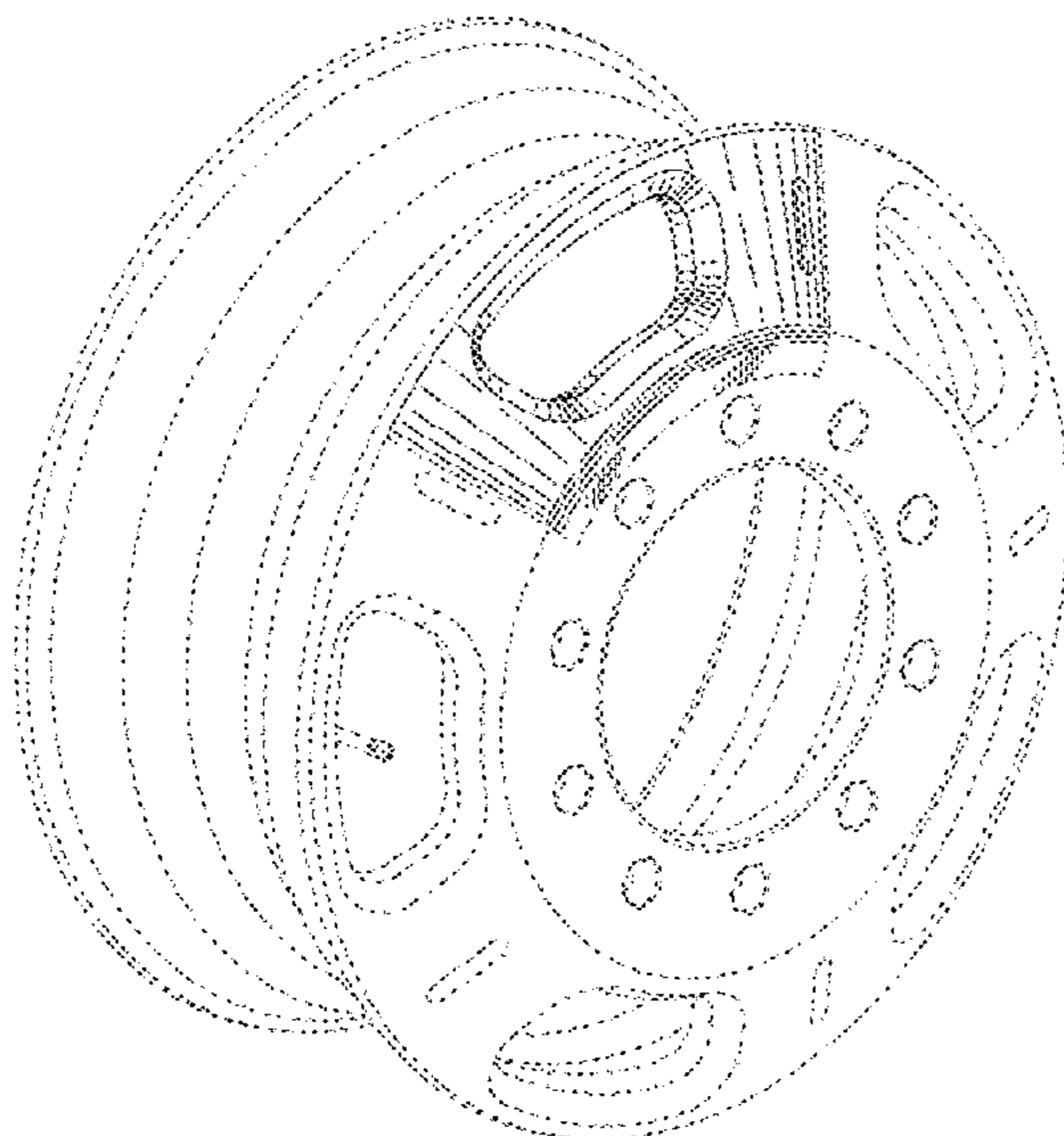
(57) **CLAIM**

I claim the ornamental design for a vehicle wheel, as shown and described.

DESCRIPTION

FIG. 1 is a perspective view of a vehicle wheel, showing my new design;
 FIG. 2 is a front view thereof; and,
 FIG. 3 is a second perspective view thereof.
 The dot-dash lines which define the bounds of the claimed design form no part thereof. The broken line showing of the wheel is included for the purpose of illustrating environment and forms no part of the claimed design.

1 Claim, 3 Drawing Sheets



US D662,021 S

Page 2

U.S. PATENT DOCUMENTS

D506,718 S	6/2005	Szavits		D522,948 S *	6/2006	Long	D12/209
D510,307 S	10/2005	Howes		D523,384 S *	6/2006	Metros et al.	D12/209
D512,360 S	12/2005	Boyer		D524,710 S *	7/2006	Long	D12/209
D512,675 S	12/2005	Nagashima		D528,058 S *	9/2006	Sulahian	D12/209
D513,218 S *	12/2005	Fitzgerald	D12/209	D535,239 S	1/2007	Hovind et al.	
D521,918 S	5/2006	Mahachanh et al.		D623,109 S	9/2010	Markefka	
D521,919 S	5/2006	Mahachanh et al.					

* cited by examiner

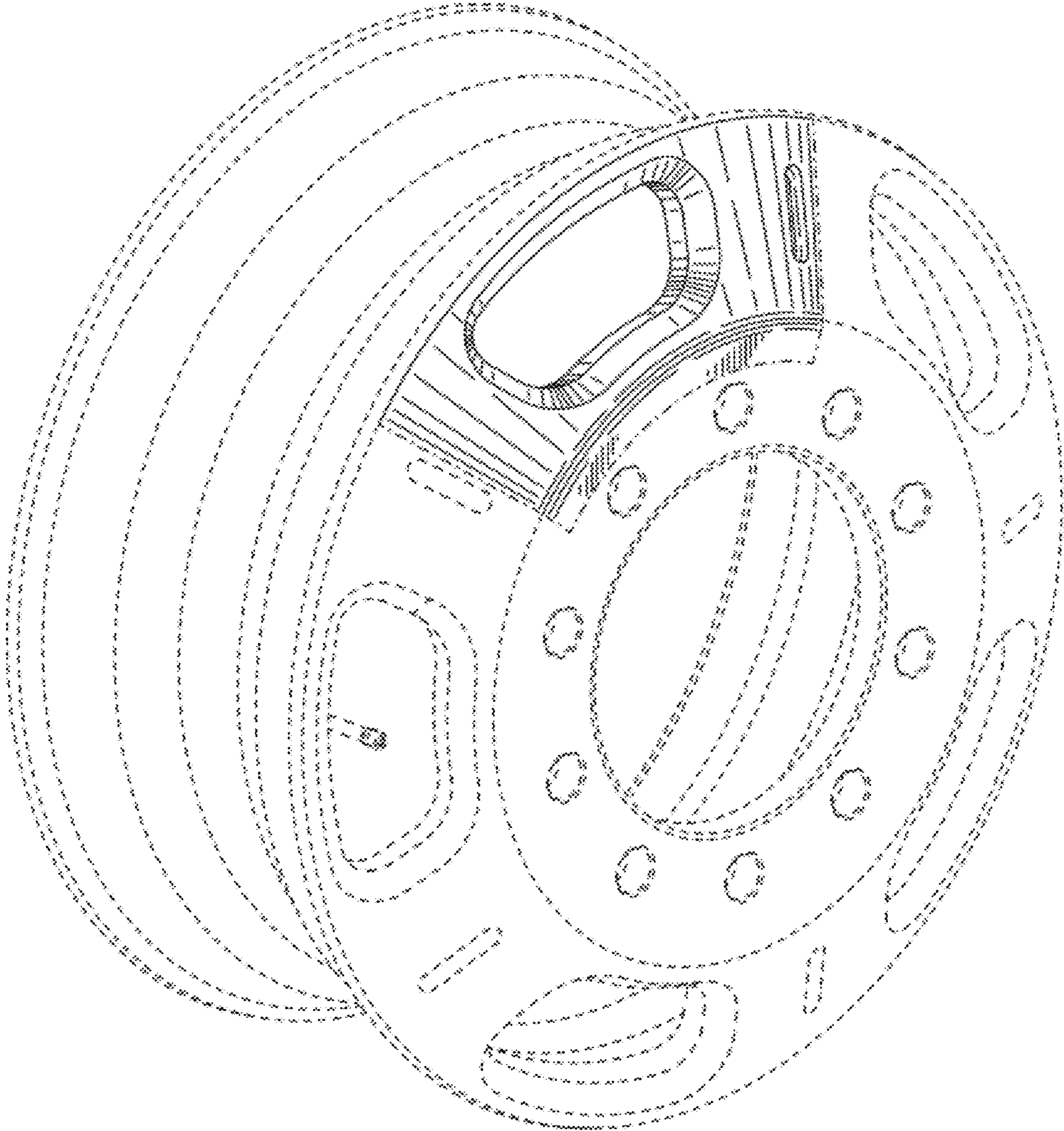


FIG. 1

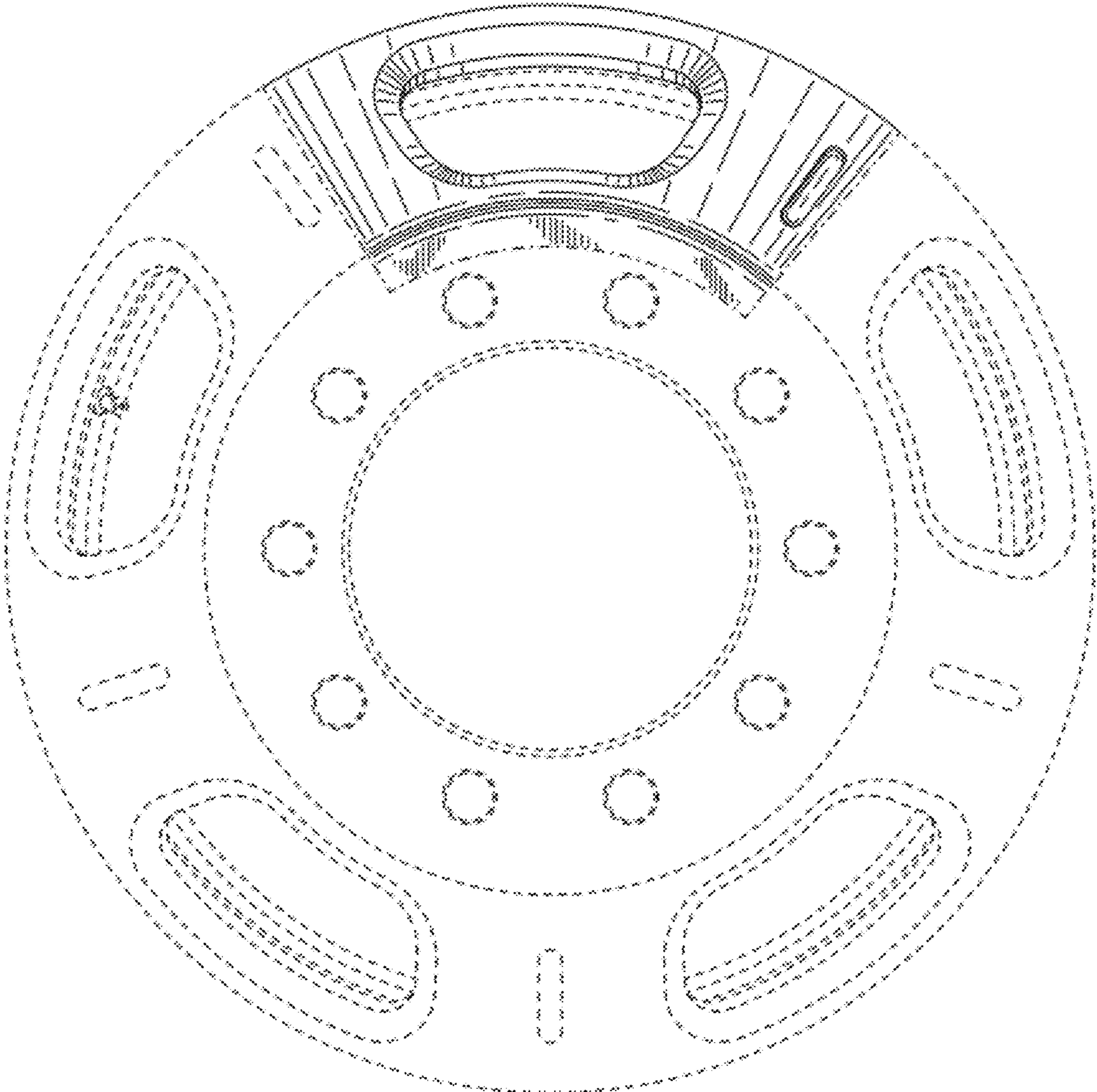


FIG. 2

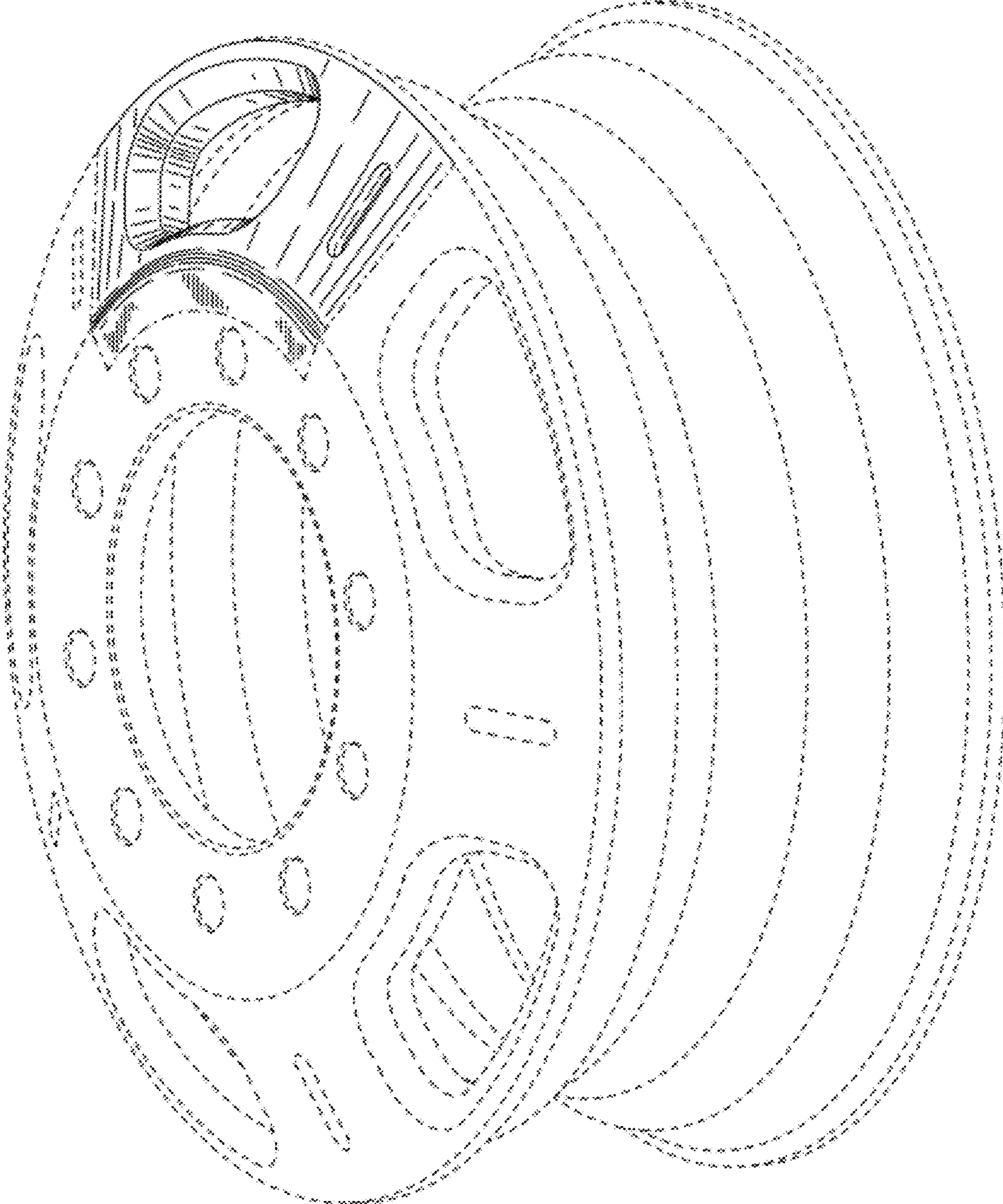


FIG. 3