

US00D662019S

(12) **United States Design Patent**
Grossenbacher

(10) **Patent No.:** **US D662,019 S**
(45) **Date of Patent:** **** Jun. 19, 2012**

- (54) **VEHICLE WHEEL**
- (75) **Inventor:** **John L. Grossenbacher**, Cuyahoga Falls, OH (US)
- (73) **Assignee:** **Accuride Corporation**, Evansville, IN (US)
- (**) **Term:** **14 Years**
- (21) **Appl. No.:** **29/365,895**
- (22) **Filed:** **Jul. 16, 2010**
- (51) **LOC (9) Cl.** **12-16**
- (52) **U.S. Cl.** **D12/209**
- (58) **Field of Classification Search** D12/204–213;
301/37.101, 64.101, 65, 64.201, 37.11, 37.108,
301/37.26, 64.307, 63.105, 63.107
See application file for complete search history.

(56) **References Cited**

U.S. PATENT DOCUMENTS

D97,554 S	11/1935	Hunt	
D99,805 S	5/1936	Horn	
D103,778 S	3/1937	Hunt	
D103,779 S	3/1937	Hunt	
2,217,646 A *	10/1940	Eksergian	D12/209
2,552,936 A *	5/1951	Chatterton	D12/209
D225,842 S *	1/1973	Clement	D12/209
D232,930 S	9/1974	Edwards	
D299,918 S *	2/1989	Envall et al.	D12/209
D325,018 S *	3/1992	Nordmann	D12/209
D325,189 S *	4/1992	Kapitza	D12/209
5,188,429 A *	2/1993	Heck et al.	301/64.307
D334,730 S *	4/1993	Chung	D12/209
D351,581 S *	10/1994	Chung	D12/209
D356,538 S	3/1995	Botterman	
D358,797 S	5/1995	Botterman	
D361,052 S	8/1995	Clements et al.	
5,441,334 A *	8/1995	Botterman et al.	301/37.11
5,466,050 A *	11/1995	Botterman et al.	301/65
D380,433 S *	7/1997	Chung	D12/209
D388,044 S *	12/1997	Maier	D12/204

D388,760 S	1/1998	Sacco et al.	
D397,662 S	9/1998	LeJuerrne	
D408,003 S *	4/1999	Sacco et al.	D12/209
D408,776 S	4/1999	Sacco et al.	
D422,259 S	4/2000	Johnson	
D427,960 S *	7/2000	Sacco et al.	D12/209
D440,535 S	4/2001	Penzes	
D445,751 S	7/2001	Pfeiffer et al.	
D454,531 S	3/2002	Amatino	
D455,692 S *	4/2002	Iguchi et al.	D12/209
D480,677 S	10/2003	Atwell	
D491,128 S	6/2004	Hall et al.	
D494,120 S	8/2004	Pfeiffer	
D496,315 S *	9/2004	Pfeiffer et al.	D12/209
D502,435 S *	3/2005	Kuninari et al.	D12/209
D502,436 S *	3/2005	Kudo et al.	D12/209
D502,908 S	3/2005	Mahachanh et al.	
D504,099 S	4/2005	Boyer	
D504,378 S	4/2005	Grossenbacher et al.	

(Continued)

OTHER PUBLICATIONS

Declaration of John L. Grossenbacher (Oct. 7, 2010).

Primary Examiner — Stacia Cadmus

(74) *Attorney, Agent, or Firm* — Michael Best & Friedrich LLP

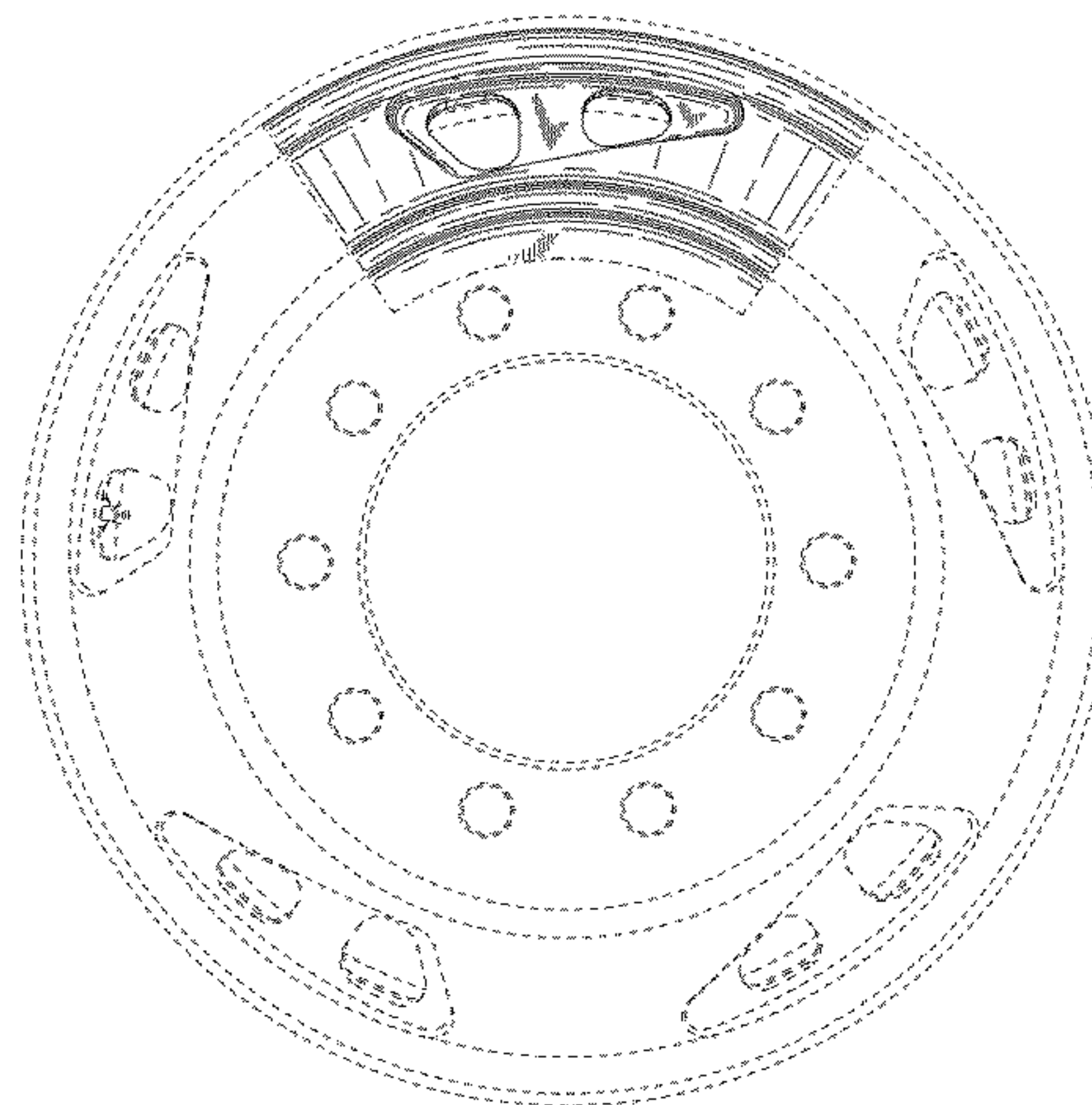
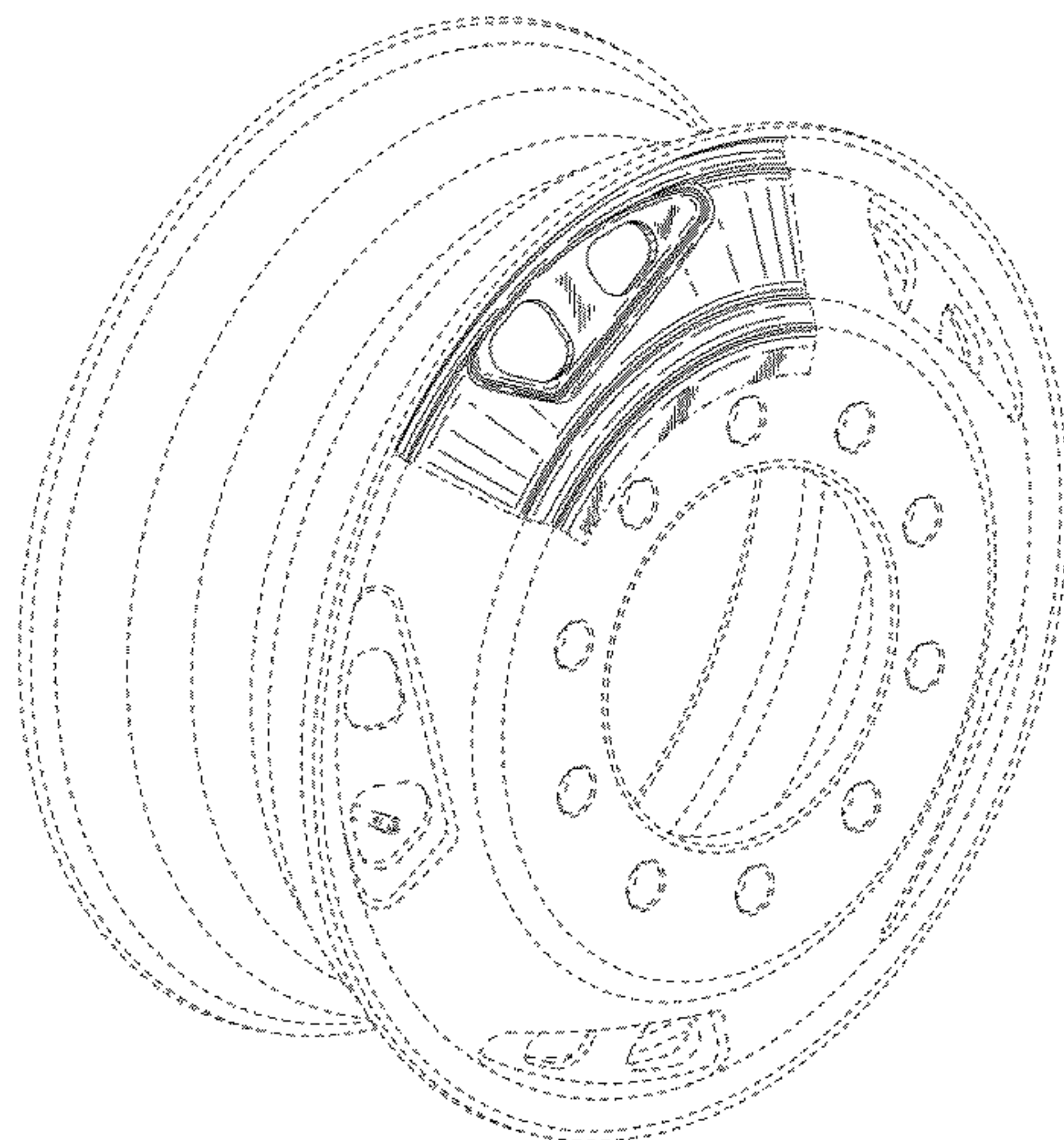
(57) **CLAIM**

I claim the ornamental design for a vehicle wheel, as shown and described.

DESCRIPTION

FIG. 1 is a perspective view of a vehicle wheel, showing my new design;
FIG. 2 is a front view thereof; and,
FIG. 3 is a second perspective view thereof.
The dot-dash lines which define the bounds of the claimed design form no part thereof. The broken line showing of the wheel is included for the purpose of illustrating environment and forms no part of the claimed design.

1 Claim, 3 Drawing Sheets



US D662,019 S

Page 2

U.S. PATENT DOCUMENTS

D504,650 S *	5/2005	Ishiwata	D12/209	D522,948 S *	6/2006	Long	D12/209
D506,718 S	6/2005	Szavits		D523,384 S *	6/2006	Metros et al.	D12/209
D510,307 S	10/2005	Howes		D523,387 S	6/2006	Pfeiffer	
D512,360 S	12/2005	Boyer		D524,710 S *	7/2006	Long	D12/209
D512,675 S	12/2005	Nagashima		D528,058 S *	9/2006	Sulahian	D12/209
D513,218 S *	12/2005	Fitzgerald	D12/209	D535,239 S	1/2007	Hovind et al.	
D521,918 S	5/2006	Mahachanh et al.		D623,109 S	9/2010	Markefka	
D521,919 S	5/2006	Mahachanh et al.					

* cited by examiner

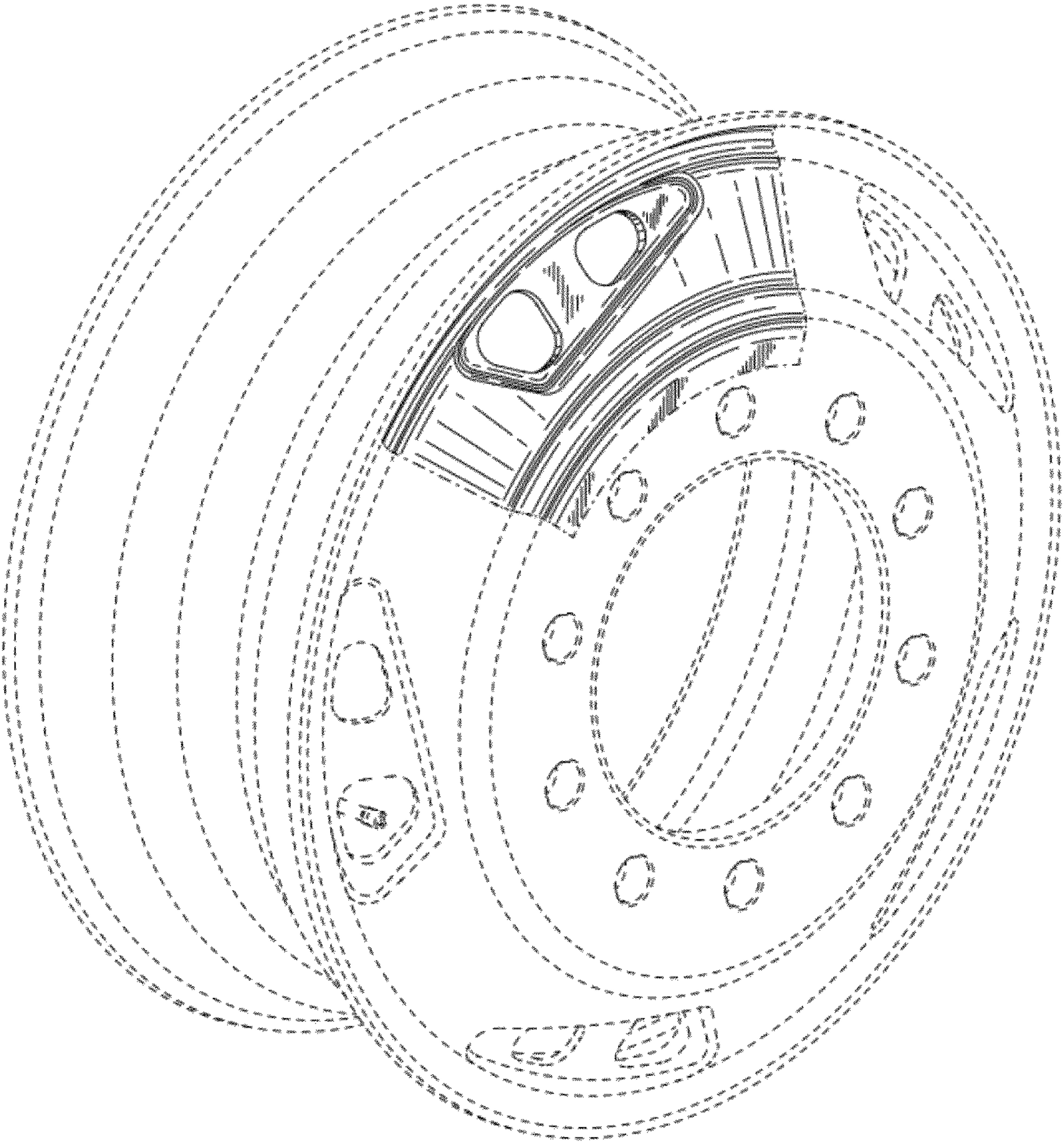


FIG. 1

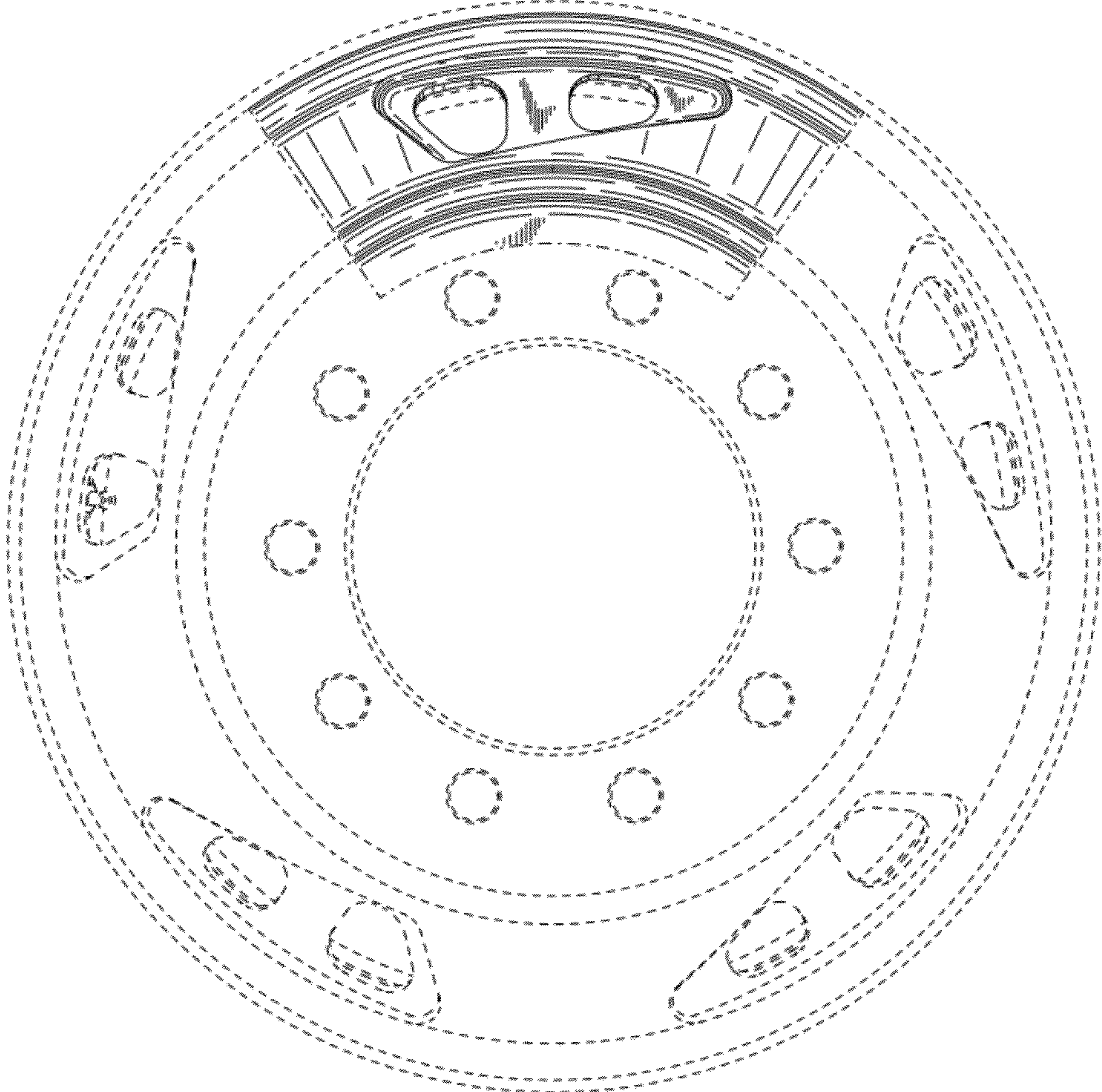


FIG. 2

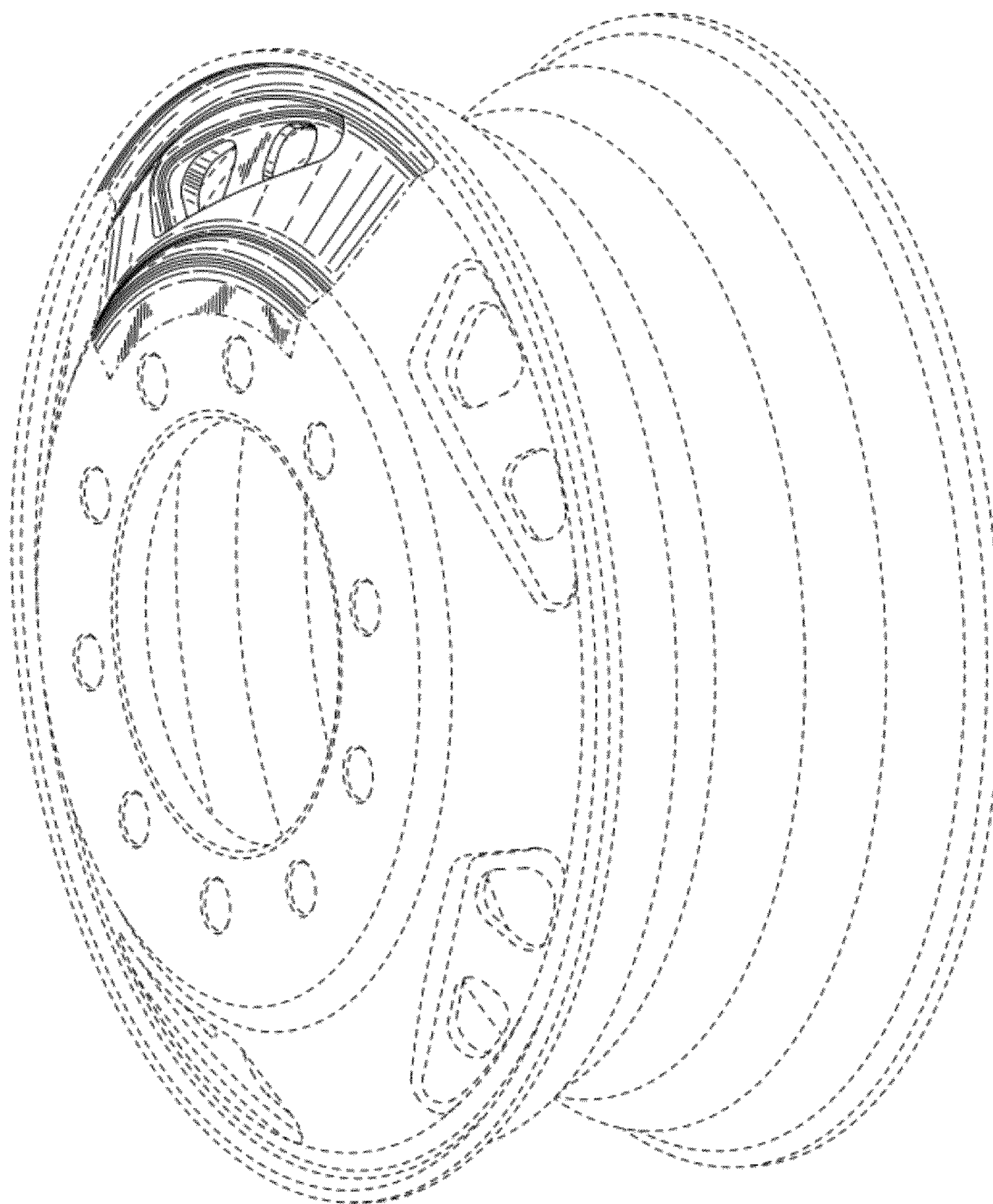


FIG. 3