



US00D661994S

(12) **United States Design Patent**
Van Den Wouwer et al.

(10) **Patent No.:** **US D661,994 S**
(45) **Date of Patent:** **** Jun. 19, 2012**

(54) **CONTAINER**

(75) Inventors: **Chris Van Den Wouwer**, Mortsel (BE);
Andrew Peter Heidel, Cincinnati, OH
(US); **Gian DeBelder**, Schelle (BE); **Gil
Palmon**, Cincinnati, OH (US);
Christopher Robert Kopulos,
Cincinnati, OH (US)

D462,270 S 9/2002 Renz
D473,142 S 4/2003 Beaver
D475,288 S 6/2003 Hoffmann et al.
D507,061 S * 7/2005 Hudnall D26/9
D507,184 S 7/2005 Beaver et al.
D509,438 S * 9/2005 Woerz D9/563
D510,461 S * 10/2005 Vu D28/66
D527,999 S * 9/2006 Jelich et al. D9/449
D529,802 S * 10/2006 Jelich et al. D9/449

(Continued)

(73) Assignee: **The Procter & Gamble Company**,
Cincinnati, OH (US)

FOREIGN PATENT DOCUMENTS

(**) Term: **14 Years**

CA 101564 3/2004
(Continued)

(21) Appl. No.: **29/388,970**

OTHER PUBLICATIONS

(22) Filed: **Apr. 5, 2011**

U.S. Appl. No. 29/341,570, filed Aug. 7, 2009, Chris Van den
Wouwer et al.

Related U.S. Application Data

(62) Division of application No. 29/341,567, filed on Aug.
7, 2009, now Pat. No. Des. 637,912.

Primary Examiner — Ian Simmons

(51) **LOC (9) Cl.** **09-01**

Assistant Examiner — Dana L Sipos

(52) **U.S. Cl.** **D9/563**; D9/529; D9/564

(74) *Attorney, Agent, or Firm* — Larry L. Huston; Leonard
W. Lewis; Steven W. Miller

(58) **Field of Classification Search** D9/516,
D9/529–530, 537, 539–540, 542–543, 549–551,
D9/563–564, 571–572, 575, 435, 446–447,
D9/449; 215/306, 382–385; 220/375, 810,
220/660, 669, 675

(57) **CLAIM**

The ornamental design for a container, as shown and
described.

See application file for complete search history.

DESCRIPTION

(56) **References Cited**

U.S. PATENT DOCUMENTS

D49,292 S * 6/1916 West D30/101
D73,643 S * 10/1927 Crimmel D9/569
D245,225 S * 8/1977 Lyons D9/529
D254,714 S 4/1980 Mascia et al.
D254,716 S 4/1980 Mascia et al.
D281,673 S 12/1985 Lampe
D306,406 S 3/1990 Pierce et al.
D317,407 S * 6/1991 Gray et al. D9/529
D319,581 S 9/1991 Halm
D319,583 S 9/1991 Halm et al.
D370,834 S 6/1996 Hartman

FIG. 1 is a top perspective view of a container embodying our
new design;

FIG. 2 is a bottom perspective view thereof;

FIG. 3 is a front elevation view thereof;

FIG. 4 is a back elevation view thereof;

FIG. 5 is a left side elevation view thereof;

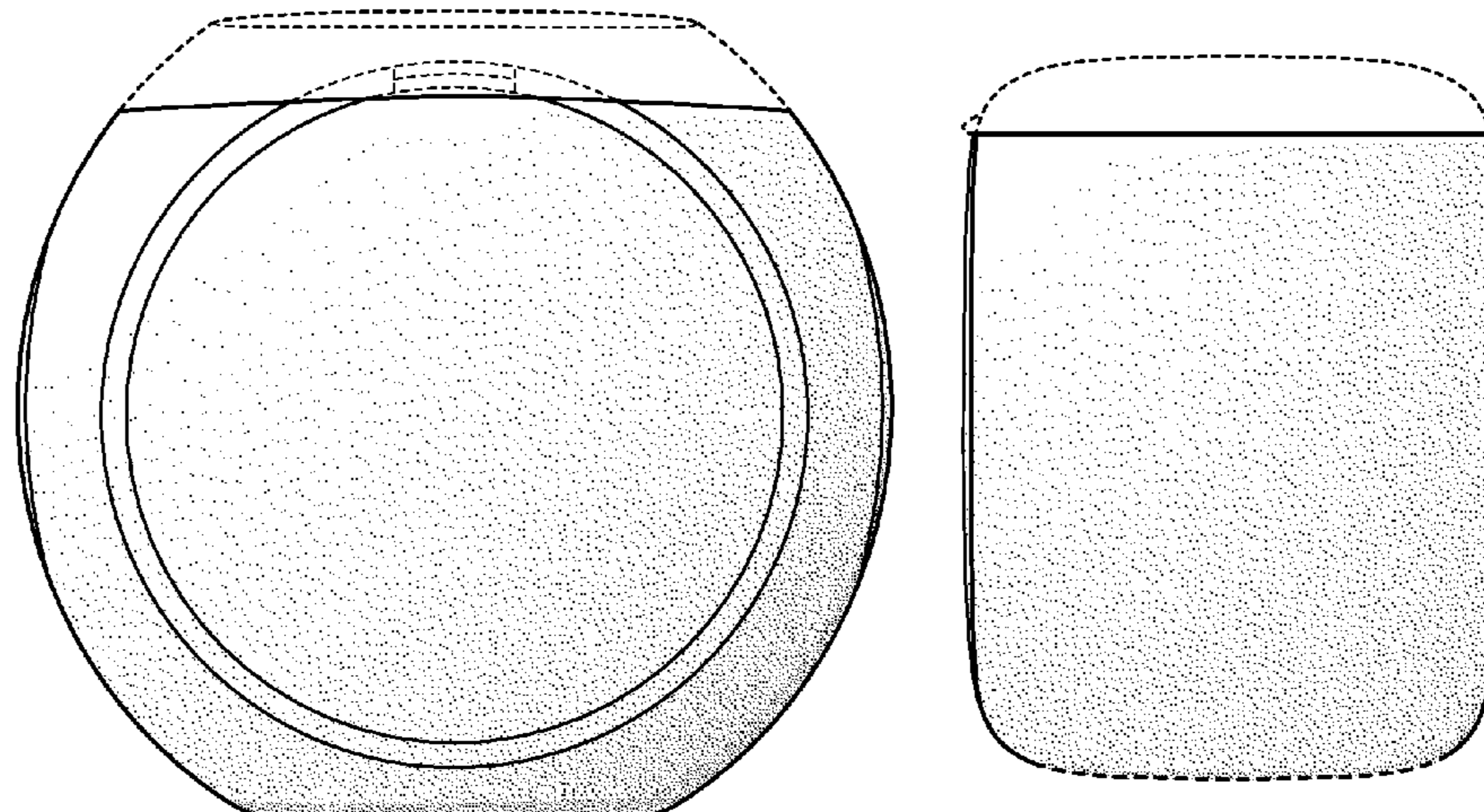
FIG. 6 is a right side elevation view thereof;

FIG. 7 is a top plan view thereof; and,

FIG. 8 is a bottom plan view thereof.

Any broken lines shown in the drawings are for illustrative
purposes only and form no part of the claimed design.

1 Claim, 3 Drawing Sheets



US D661,994 S

Page 2

U.S. PATENT DOCUMENTS

D530,204 S * 10/2006 Zaidman D9/449
D550,077 S 9/2007 Lagreca et al.
D559,116 S * 1/2008 Bates et al. D9/563
D560,488 S 1/2008 Rust et al.
D568,739 S 5/2008 Darr
D572,535 S 7/2008 El-Ghouyel et al.
D576,883 S 9/2008 Carapelli
D581,288 S 11/2008 Villalobos
D584,154 S 1/2009 Fitzsimmons et al.
D585,303 S 1/2009 Fitzsimmons et al.

D586,222 S 2/2009 Little et al.
D586,223 S 2/2009 Little et al.
D587,587 S * 3/2009 Schwartz et al. D9/529
D588,088 S 3/2009 Mitchell
D592,064 S 5/2009 Kilany
D604,168 S * 11/2009 El Ghouyel D9/529
D637,912 S * 5/2011 Van Den Wouwer et al. . D9/529

FOREIGN PATENT DOCUMENTS

CA 119729 2/2008

* cited by examiner

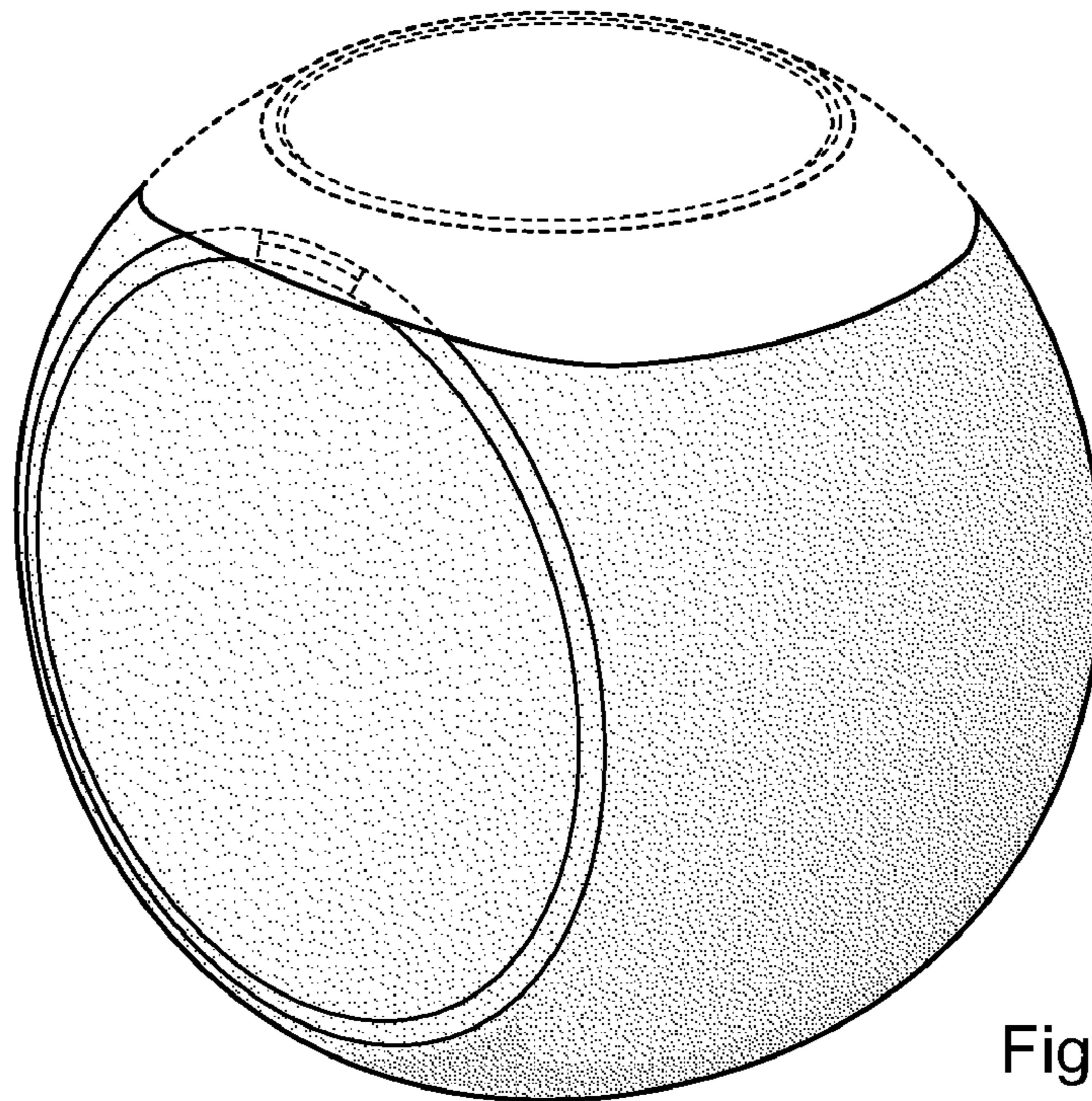


Fig. 1

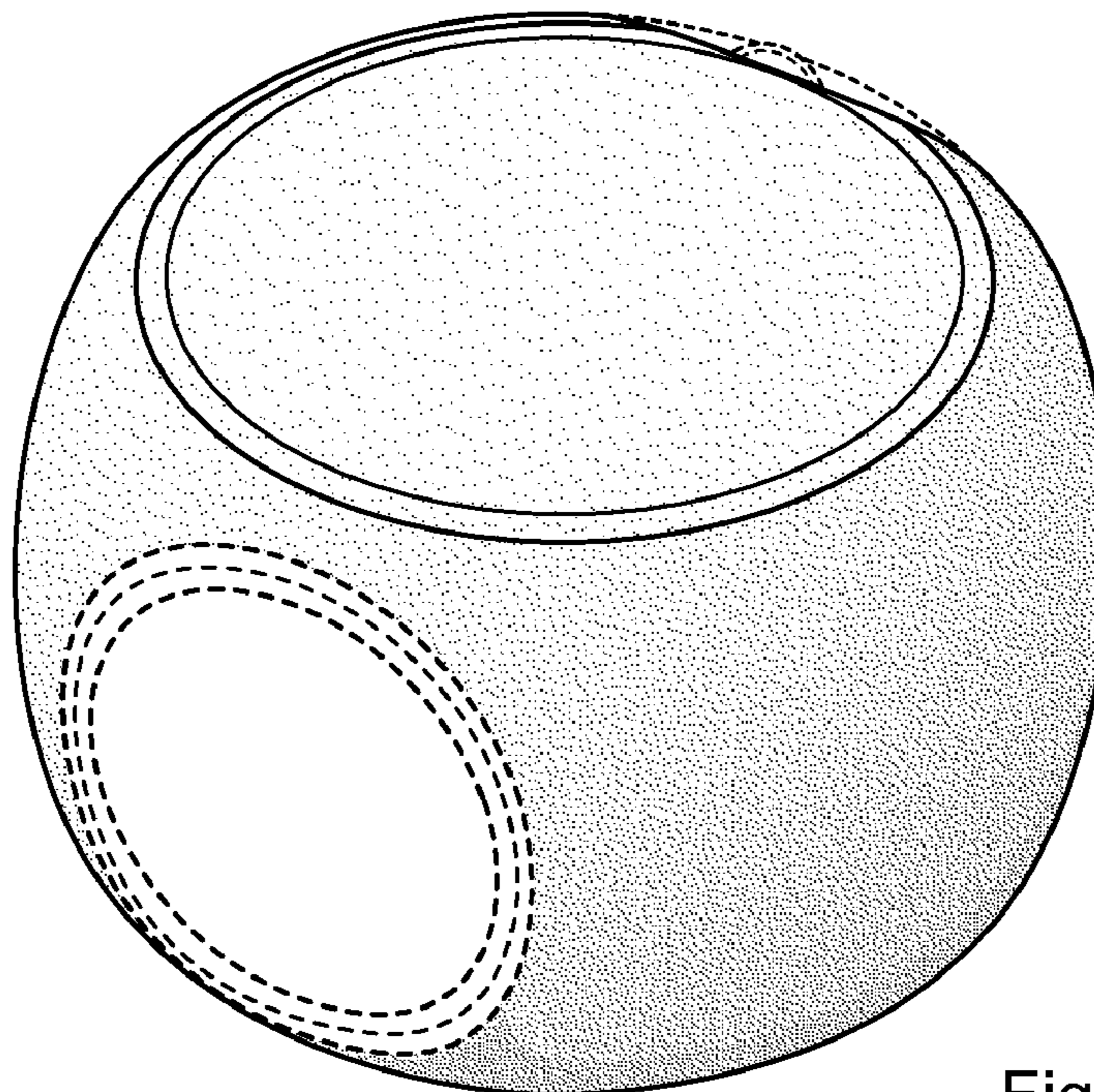


Fig. 2

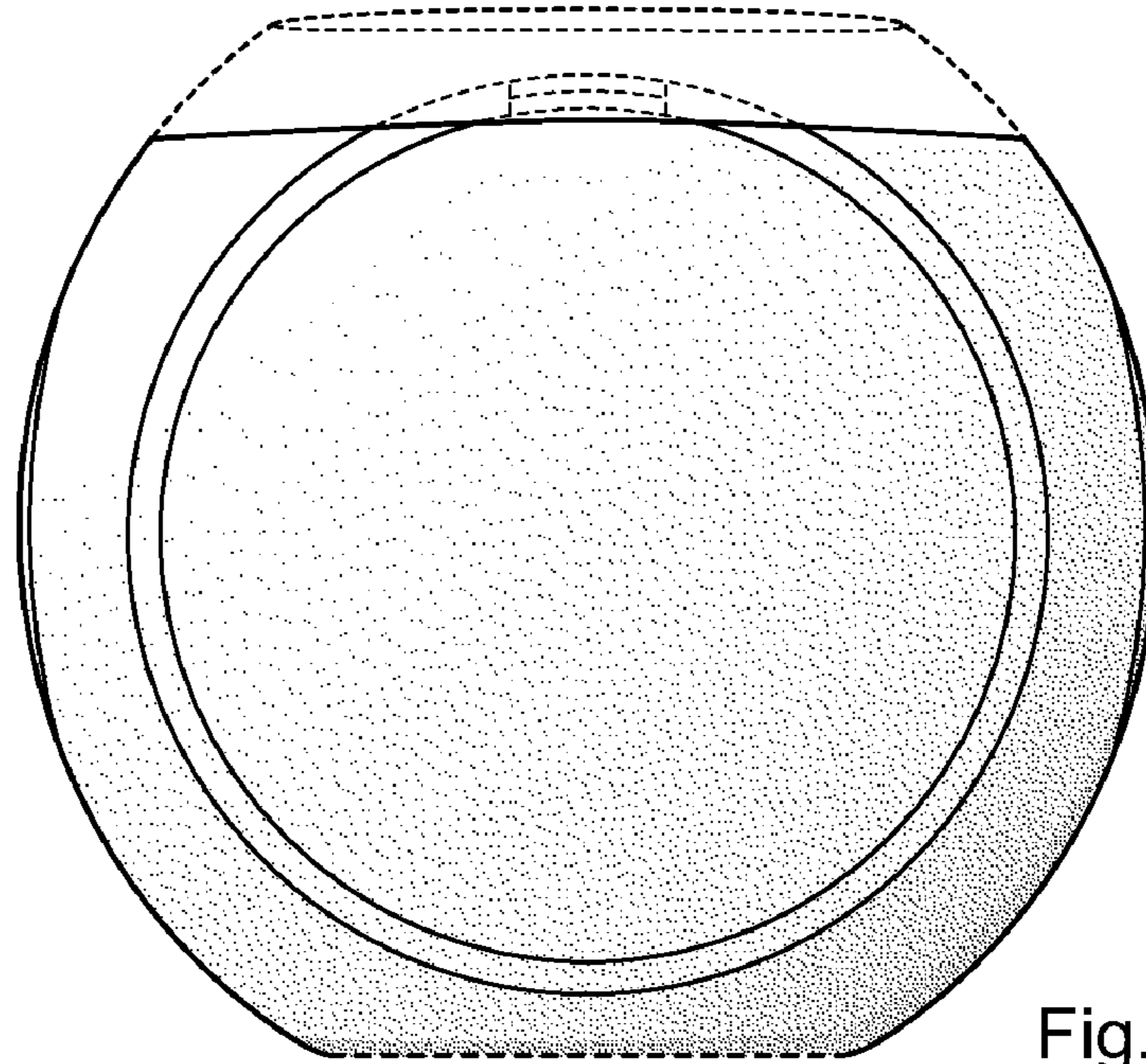


Fig. 3

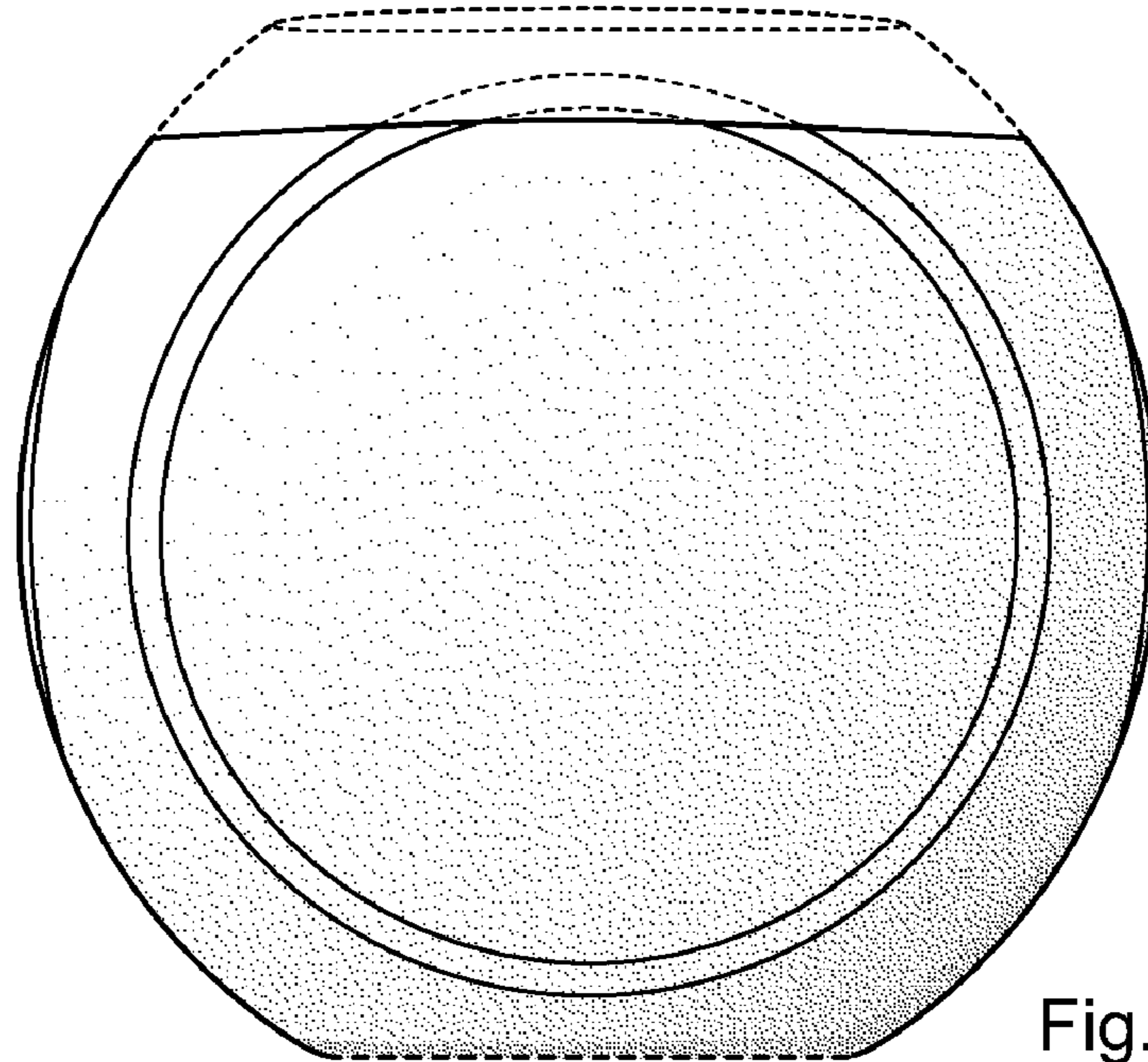


Fig. 4




Fig. 5




Fig. 6

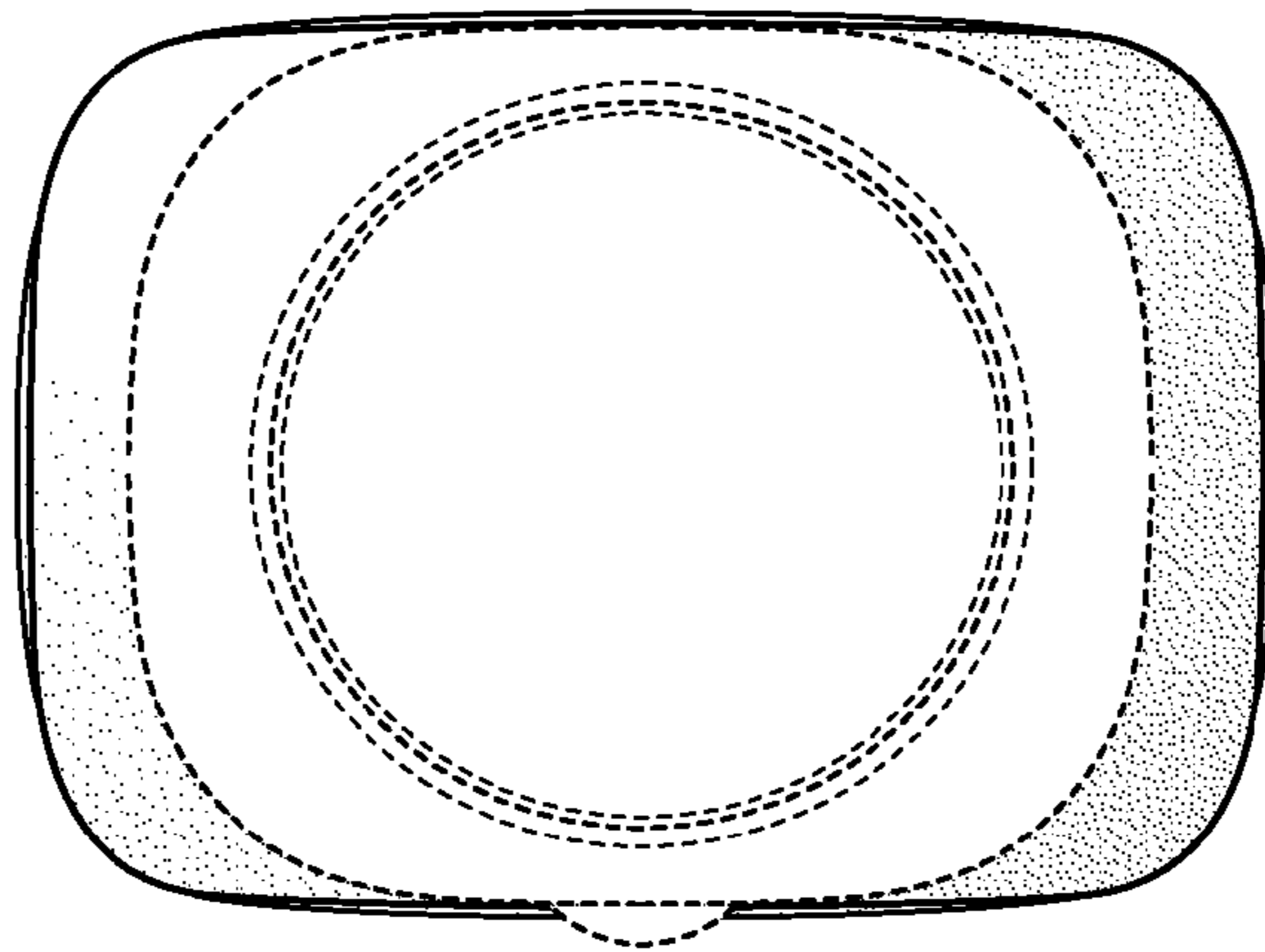


Fig. 7

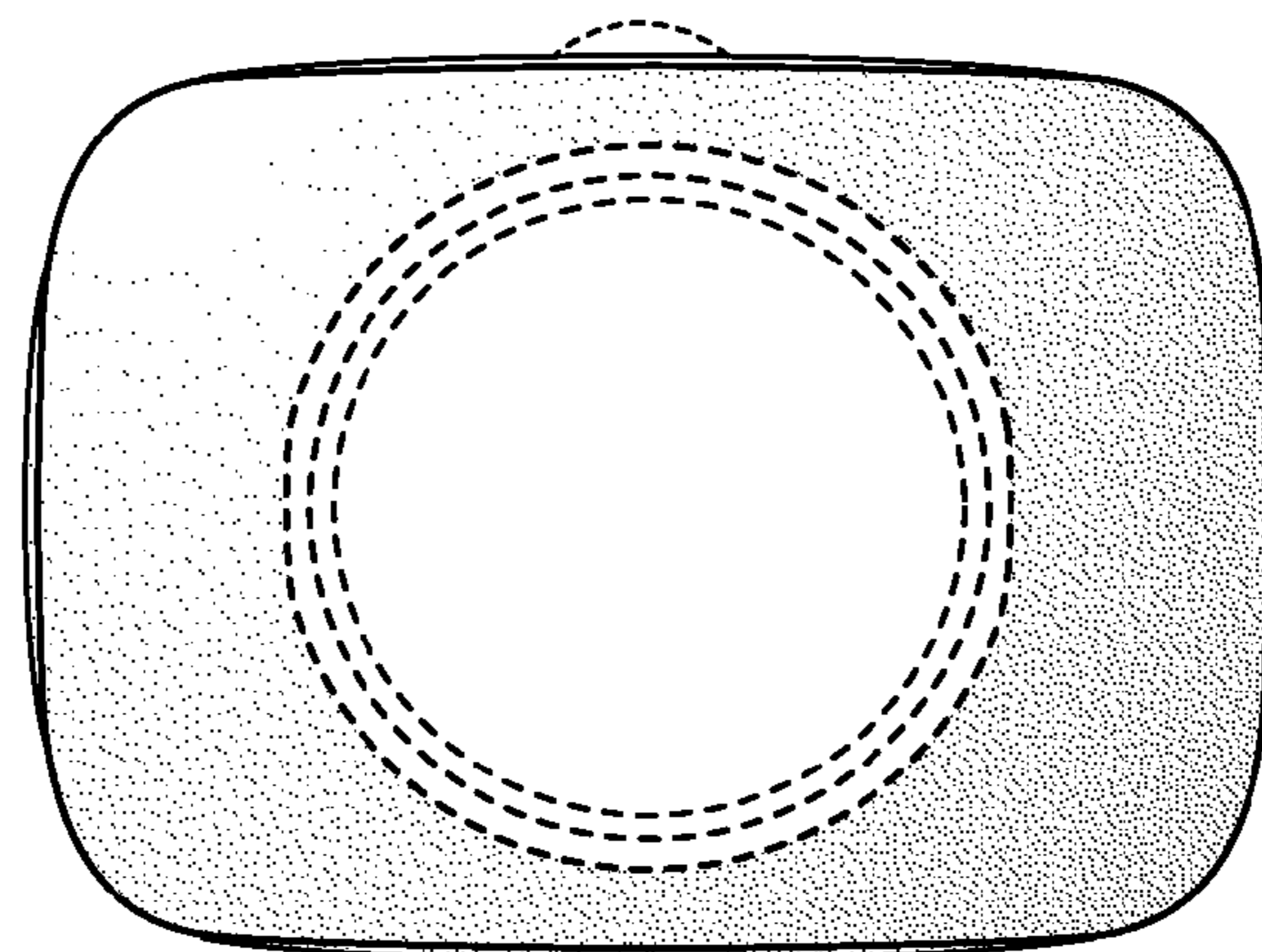


Fig. 8